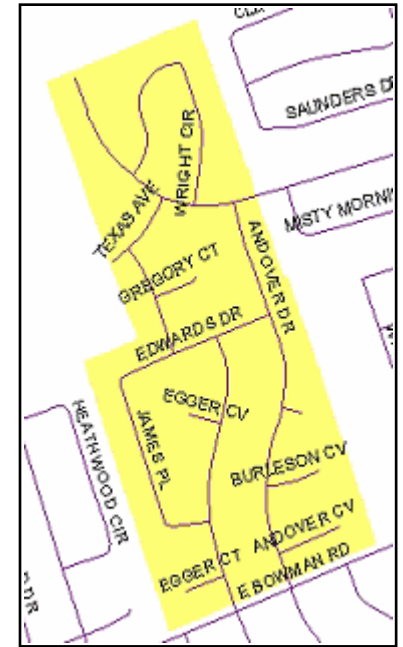


# Round Rock Police Calls for Service at Chapel Hill North, August 2011 - January 2012



**Notes:**

1. The source for these data is RRPD's Computer Aided Dispatch database, which tracks calls as they come into the Police Department. As such, these data are limited in that actual call natures or dispositions may not be accurately captured.
2. All major crime categories are included in the analysis. Thus, if a category does not appear, the subdivision produced no calls in that category.
3. All traffic stops and animal-related calls have been screened from this analysis.

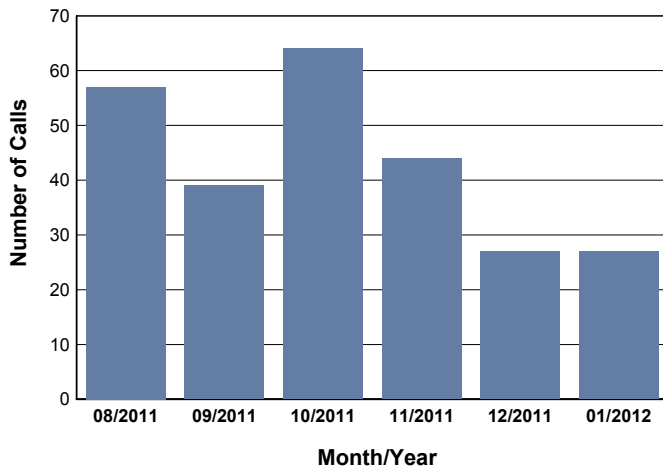
Questions about this report should be directed to:

RRPD Logistics and Research Unit  
 2701 N. Mays  
 Round Rock, TX 78665

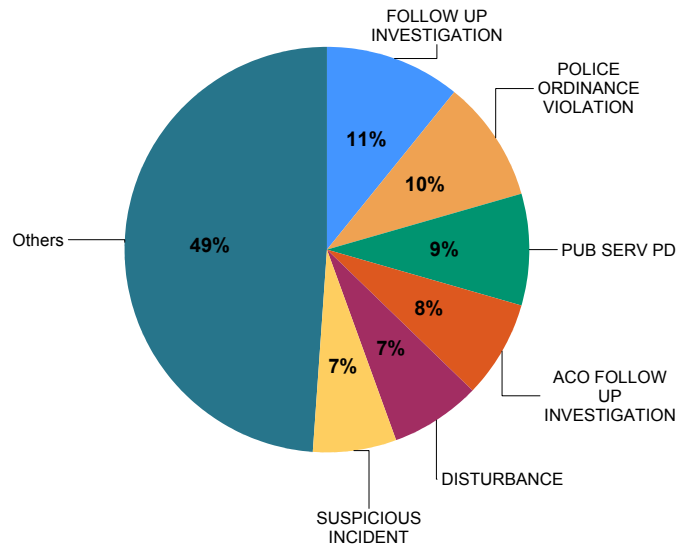
B Craytor (512) 218-6677  
 bcraytor@round-rock.tx.us

S Voll (512) 671-2722  
 svoll@round-rock.tx.us

**CALLS FOR POLICE SERVICE**



**Most Frequent Call Types**



**Calls by Nature of Call and Disposition**

	Arrest Made	No Report	Refer-red	Report Taken	Ticket or Warning	Un-founded	Unable to Locate	Others	Total
911 HANGUP/ABANDONED/SILENT	0	8	0	0	0	0	0	8	16
ACCIDENT MINOR	0	2	0	0	0	0	0	5	7
ACO FOLLOW UP INVESTIGATION	0	15	0	1	3	0	0	1	20
ALARM BUSINESS	0	0	0	0	0	0	0	11	11
ALARM RESIDENCE	0	1	0	0	0	0	0	3	4
ASSAULT NOT IN PROGRESS	1	0	0	1	0	0	0	0	2
ASSIST AGENCY	0	0	1	0	0	0	0	0	1

	Arrest Made	No Report	Refer-red	Report Taken	Ticket or Warning	Un-founded	Unable to Locate	Others	Total
BURGLARY IN PROGRESS	0	1	0	0	0	0	0	1	2
BURGLARY NOT INPROGRESS	0	0	0	7	0	0	0	0	7
CREDIT CARD ABUSE	0	0	0	1	0	0	0	0	1
CRIMINAL MISCHIEF IN PROGRESS	0	1	0	0	0	0	2	0	3
CRIMINAL MISCHIEF NOT IN PROGS	0	2	0	3	0	0	0	0	5
DISTURBANCE	2	10	0	2	1	0	0	4	19
FIRE STRUCTURE M FAM OR COURT	0	0	0	0	0	0	0	1	1
FLAG DOWN	0	3	0	0	0	0	0	0	3
FOLLOW UP INVESTIGATION	2	23	0	1	1	0	0	1	28
FRAUD	0	0	0	1	0	0	0	0	1
HARASSMENT	0	2	0	2	0	0	0	0	4
IDENTITY THEFT	0	0	0	1	0	0	0	0	1
JUVENILE OFFENSE	0	2	0	0	1	0	1	0	4
MEDICAL ASSIST	0	1	9	0	0	0	0	2	12
MOTORIST ASSISTANCE	0	2	0	0	0	0	0	0	2
NARCOTICS	1	2	0	0	0	0	0	0	3
PARKING IN YARD	0	0	0	0	1	0	0	0	1
POLICE ORDINANCE VIOLATION	0	17	0	0	3	1	2	2	25
PROWLER	0	1	0	0	0	0	0	0	1
PUB SERV PD	0	22	1	0	0	0	0	0	23
RECKLESS DRIVER	1	0	0	0	0	0	0	0	1
ROBBERY IN PROGRESS	0	0	0	1	0	0	0	0	1
RUNAWAY	0	2	0	3	0	0	0	0	5
SUBJECT STOP	0	3	0	0	0	0	0	0	3
SUBJECT WITH GUN	0	0	0	0	0	1	0	0	1
SUSPICIOUS INCIDENT	2	8	0	1	1	0	3	2	17
TERRORISTIC THREAT	0	3	0	0	0	0	0	0	3
THEFT NOT IN PROGRESS	0	2	0	2	0	0	0	0	4

	Arrest Made	No Report	Referred	Report Taken	Ticket or Warning	Unfounded	Unable to Locate	Others	Total
TRAFFIC HAZARD	0	3	0	0	0	0	0	0	3
WARRANT SERVICE	0	1	3	0	0	0	1	1	6
WELFARE CONCERN	0	6	0	0	0	0	0	1	7
<b>Total</b>	9	143	14	27	11	2	9	43	258

Call dispositions are organized into the following categories: Arrest Made, Cancelled/False Alarm, No Report, Report Taken, Referred (to Other Agency), Unable to Locate, and Warning or Ticket Issued. If a category does not appear in the table above, then no calls resulted in that disposition category during the period in question.