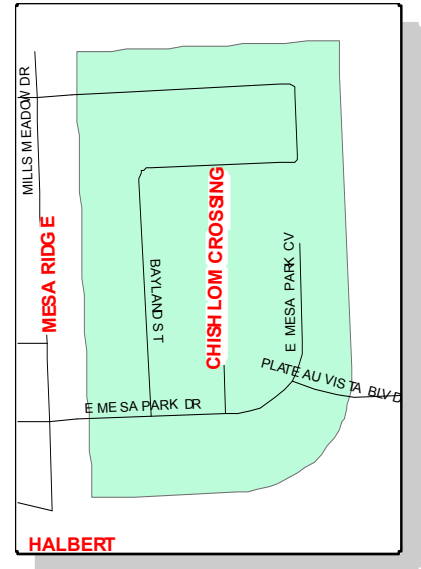


## Police Activity in Chisholm Crossing Subdivision, August 2011 - January 2012

This map shows the streets that are included in the analysis. Plateau Visa Boulevard is excluded from the analysis, while the 1600-1800 blocks of Bayland Street and the 1600-1700 blocks of E. Mesa Park Drive are included. The data source for this analysis is the Police Department's Computer-Aided Dispatch (CAD) database, meaning these data are drawn from information police dispatchers enter into the computer as calls occur. The primary limitation of these data is that they may not reflect the actual nature of a call or its true final disposition. Thus, some care should be exercised in interpreting the results presented here.



Traffic and animal-related calls are screened from the analysis.

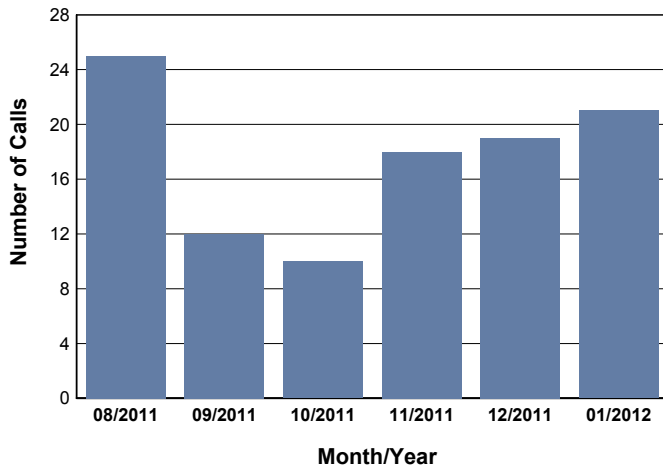
Any questions regarding these results or the report's preparation can be directed to:

RRPD Logistics and Research Unit  
2701 N. Mays  
Round Rock, TX 78665

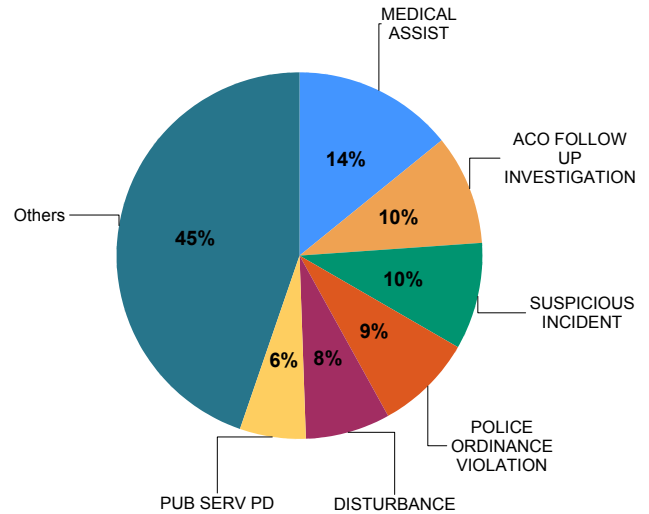
B Craytor (512) 218-6677  
bcraytor@round-rock.tx.us

S Voll (512) 671-2722  
svoll@round-rock.tx.us

### CALLS FOR POLICE SERVICE



### Most Frequent Call Types



### Calls by Nature of Call and Disposition

	Arrest Made	No Report	Refer-red	Report Taken	Ticket or Warning	Un-founded	Unable to Locate	Others	Total
911 HANGUP/ABANDONED/SILENT	0	2	0	0	0	0	2	0	4
ACO FOLLOW UP INVESTIGATION	0	10	0	0	0	0	0	0	10
ALARM RESIDENCE	0	0	0	0	0	0	0	3	3
ASSIST AGENCY	0	3	0	0	0	0	0	0	3
BURGLARY NOT INPROGRESS	0	0	0	1	0	0	0	0	1
CREDIT CARD ABUSE	0	0	0	1	0	0	0	0	1

	Arrest Made	No Report	Referred	Report Taken	Ticket or Warning	Unfounded	Unable to Locate	Others	Total
CRIMINAL MISCHIEF NOT IN PROGS	0	1	0	0	0	0	0	1	2
CURFEW VIOLATION	0	1	0	0	0	0	0	0	1
DISTURBANCE	3	5	0	0	0	0	0	0	8
FIRE STRUCTURE	0	1	0	0	0	0	0	0	1
FLAG DOWN	0	2	0	0	0	0	0	0	2
FOLLOW UP INVESTIGATION	0	2	0	0	1	0	0	0	3
HARASSMENT	0	2	0	0	0	0	0	0	2
IDENTITY THEFT	0	1	0	0	0	0	0	0	1
JUVENILE OFFENSE	0	1	0	0	0	0	0	0	1
MEDICAL ASSIST	0	0	9	0	0	0	0	6	15
MISSING PERSON	0	1	0	0	0	0	0	0	1
POLICE ORDINANCE VIOLATION	0	3	0	0	3	1	1	1	9
PUB SERV PD	0	5	0	1	0	0	0	0	6
PUBLIC INTOXICATION	1	0	0	0	0	0	0	0	1
ROBBERY NOT IN PROGRESS	0	0	0	1	0	0	0	0	1
RUNAWAY	0	0	0	2	0	0	0	0	2
SHOTS FIRED	0	0	0	0	0	0	1	0	1
SUBJECT STOP	1	4	0	0	0	0	0	0	5
SUSPICIOUS INCIDENT	0	7	0	0	1	0	2	0	10
THEFT IN PROGRESS	0	1	0	0	0	0	0	0	1
THEFT NOT IN PROGRESS	0	2	0	1	0	0	0	0	3
WARRANT SERVICE	2	1	1	0	0	0	2	0	6
WELFARE CONCERN	0	1	0	0	0	0	0	0	1
<b>Total</b>	<b>7</b>	<b>56</b>	<b>10</b>	<b>7</b>	<b>5</b>	<b>1</b>	<b>8</b>	<b>11</b>	<b>105</b>

Call dispositions are organized into the following categories: Arrest Made, Cancelled/False Alarm, No Report, Report Taken, Referred (to Other Agency), Unable to Locate, and Warning or Ticket Issued. If a category does not appear in the table above, then no calls resulted in that disposition category during the period in question.