

# Round Rock Police Calls for Service at Cimarron Subdivision, August 2011 - January 2012

Notes:

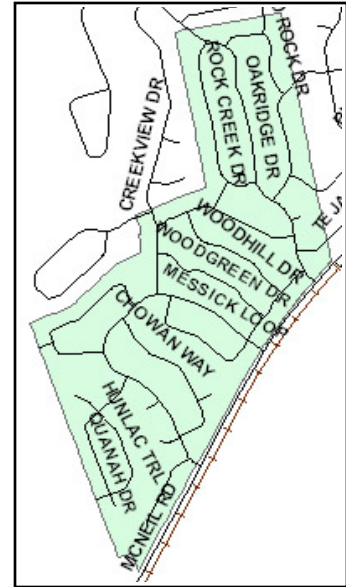
1. The source for these data is RRPD's Computer Aided Dispatch database, which tracks calls as they come into the police department. As such, these data are limited in that actual call natures or dispositions may not be accurately captured.
2. Traffic and animal-related calls have been screened out of this analysis.
3. The 1400 through 2300 blocks of Oakridge Dr., the 2000 block of Tejas Dr., the 1900 block of Flintrock Dr., The 1700 through 2000 blocks of Lime Rock Dr., the 1400 through 1600 blocks of Woodrock Dr., and the 2100 through the 2200 blocks of Creekview Dr. have been included in this analysis. All other portions of these streets are not considered inside the Cimarron Subdivision boundaries.

Questions about this report should be directed to:

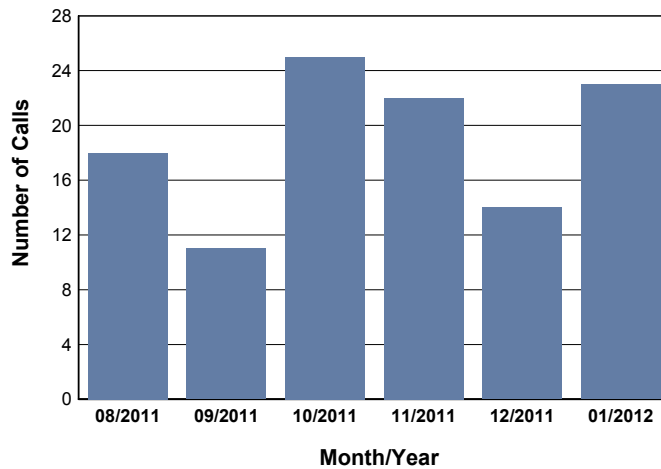
RRPD Logistics and Research Unit  
2701 N. Mays  
Round Rock, TX 78665

B Craytor  
(512) 218-6677  
bcraytor@round-rock.tx.us

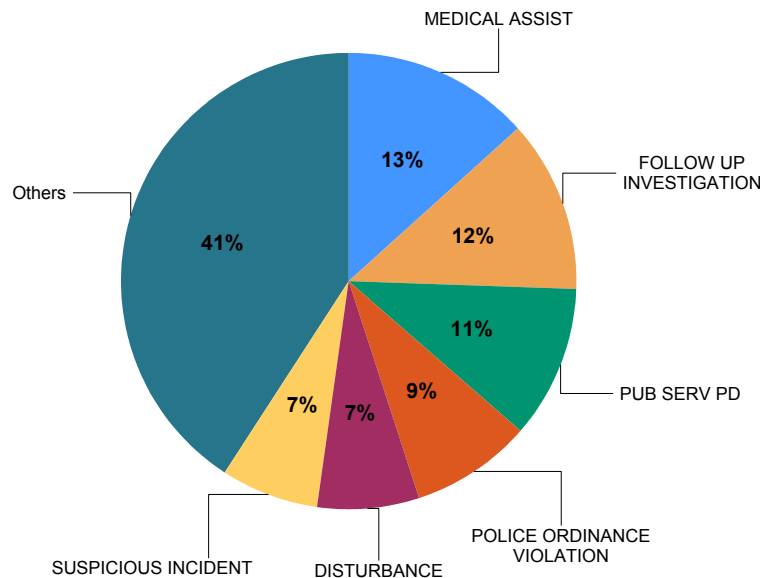
S Voll  
(512) 671-2722  
svoll@round-rock.tx.us



## CALLS FOR POLICE SERVICE



## Most Frequent Call Types



**Calls by Nature of  
Call and Disposition**

	Arrest Made	No Report	Refer- red	Report Taken	Ticket or Warning	Unable to Locate	Others	Total
911 HANGUP/ABANDONED/SILENT	0	2	0	0	0	0	0	2
ACCIDENT MINOR	0	0	0	0	0	0	2	2
ACO FOLLOW UP INVESTIGATION	0	4	0	0	0	0	0	4
ALARM RESIDENCE	0	0	0	0	0	0	2	2
ASSIST AGENCY	0	1	0	0	0	0	1	2
BURGLARY NOT INPROGRESS	0	0	0	1	0	0	0	1
CREDIT CARD ABUSE	0	0	0	1	0	0	0	1
DEATHS	0	1	0	0	0	0	0	1
DISTURBANCE	3	5	0	0	0	0	0	8
FIRE STRUCTURE	0	1	0	0	0	0	0	1
FLAG DOWN	0	2	0	0	0	0	0	2
FOLLOW UP INVESTIGATION	0	12	1	0	0	0	1	14
HARASSMENT	0	2	0	0	0	0	0	2
JUVENILE OFFENSE	0	1	0	0	0	0	0	1
MEDICAL ASSIST	0	1	9	0	0	0	5	15
MISSING PERSON	0	1	0	0	0	0	0	1
MOTORIST ASSISTANCE	0	1	0	0	0	0	0	1
PARKING IN YARD	0	1	0	0	0	0	0	1
POLICE ORDINANCE VIOLATION	1	6	0	0	3	0	0	10
PUB SERV PD	0	10	0	2	0	0	0	12
QUALITY OF LIFE	0	1	0	0	0	0	0	1
RECKLESS DRIVER	0	1	0	0	0	1	0	2
RUNAWAY	0	1	0	2	0	0	1	4
SUICIDE THREAT	0	2	1	1	0	0	0	4
SUSPICIOUS INCIDENT	1	3	0	0	0	4	0	8
TERRORISTIC THREAT	0	1	0	0	0	0	0	1
THEFT NOT IN PROGRESS	1	3	0	2	0	0	0	6

	Arrest Made	No Report	Referred	Report Taken	Ticket or Warning	Unable to Locate	Others	Total
TRAFFIC HAZARD	0	0	0	0	0	0	1	1
WARRANT SERVICE	0	1	0	0	0	0	1	2
WELFARE CONCERN	0	1	0	0	0	0	0	1
<b>Total</b>	6	65	11	9	3	5	14	113

Call dispositions are organized into the following categories: Arrest Made, Cancelled/False Alarm, No Report, Report Taken, Referred (to Other Agency), Unable to Locate, and Warning or Ticket Issued. If a category does not appear in the table above, then no calls resulted in that disposition category during the period in question.