

# Round Rock Police Calls for Service at Creek Bend Subdivision, August 2011 - January 2012

**NOTES**

This map shows the streets located in Creek Bend Subdivision that are included in the analysis.

The data source for this analysis is the Police Department's Computer-Aided Dispatch (CAD) database, meaning these data are drawn from information police dispatchers enter into the computer as calls occur. The primary limitation of these data is that they may not reflect the actual nature of a call or its true final disposition. Thus, some care should be exercised in interpreting the results presented here.

Both sides of the 1700 block of Creek Bend Blvd. are included for ease of the analysis.

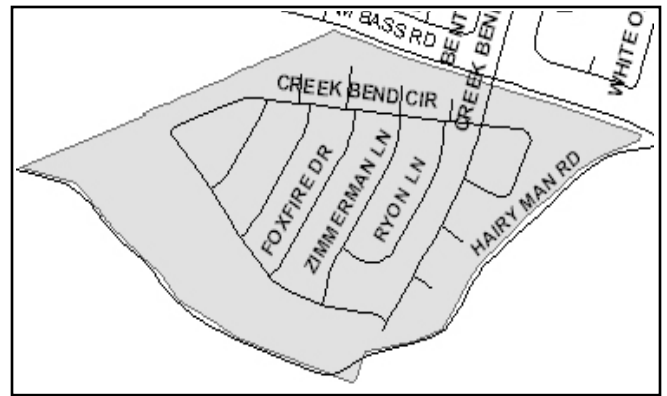
Traffic and animal-related calls are screened from the analysis.

Any questions regarding these results or the report's preparation can be directed to:

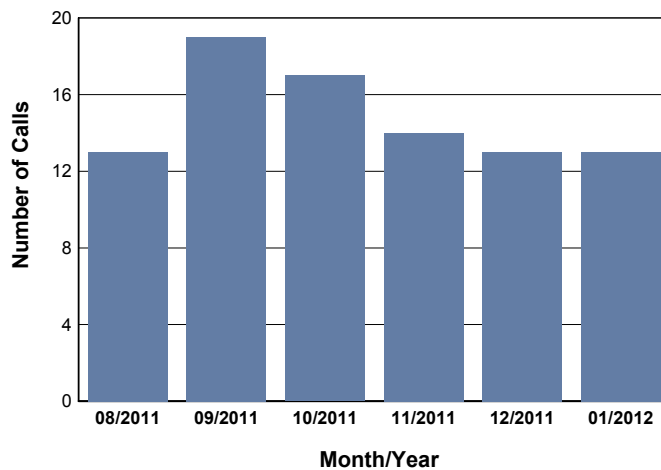
RRPD Logistics and Research Unit  
2701 N. Mays  
Round Rock, TX 78665

B Craytor (512) 218-6677  
bcraytor@round-rock.tx.us

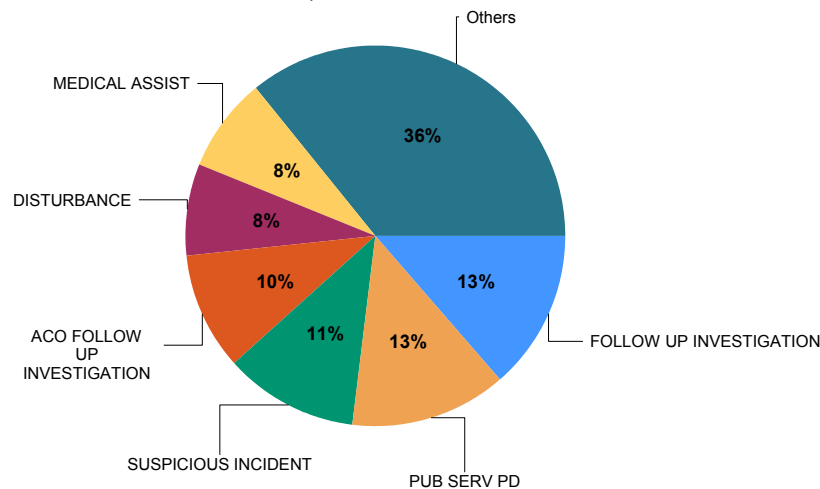
S Voll (512) 671-2722  
svoll@round-rock.tx.us



## CALLS FOR POLICE SERVICE



## MOST FREQUENT CALL TYPES



**Calls by Nature of Call and Disposition**

	Arrest Made	No Report	Referred	Report Taken	Ticket or Warning	Unfounded	Unable to Locate	Others	Total
ACCIDENT MINOR	0	0	0	0	0	0	1	0	1
ACO FOLLOW UP INVESTIGATION	0	8	1	0	0	0	0	0	9
ALARM RESIDENCE	0	0	0	0	0	0	0	1	1
ASSAULT NOT IN PROGRESS	0	0	0	2	0	0	0	0	2
BURGLARY IN PROGRESS	0	1	0	0	0	0	0	0	1
CREDIT CARD ABUSE	0	0	0	1	0	0	0	0	1
DEATHS	0	1	0	0	0	0	0	0	1
DISTURBANCE	4	1	0	2	0	0	0	0	7
FIRE STRUCTURE RESD-BOX	0	0	0	0	0	0	0	1	1
FLAG DOWN	0	1	0	0	0	0	0	0	1
FOLLOW UP INVESTIGATION	0	12	0	0	0	0	0	0	12
HARASSMENT	0	1	0	2	0	0	0	0	3
MEDICAL ASSIST	0	0	4	0	0	0	0	3	7
POLICE ORDINANCE VIOLATION	0	1	0	0	1	0	0	0	2
PUB SERV PD	0	11	0	0	0	0	0	1	12
RUNAWAY	0	1	1	0	0	0	0	1	3
SEX OFFENDER COMPLIANCE	0	1	0	0	0	0	0	0	1
SHOTS FIRED	0	1	0	0	0	1	0	1	3
SUICIDE THREAT	0	2	0	0	0	0	0	1	3
SUSPICIOUS INCIDENT	1	7	0	0	0	0	2	0	10
TERRORISTIC THREAT	0	2	0	0	0	0	0	0	2
THEFT NOT IN PROGRESS	0	1	0	0	0	0	0	0	1
WARRANT SERVICE	1	0	2	0	0	0	0	0	3
WELFARE CONCERN	0	1	0	1	0	0	0	0	2
<b>Total</b>	<b>6</b>	<b>53</b>	<b>8</b>	<b>8</b>	<b>1</b>	<b>1</b>	<b>3</b>	<b>9</b>	<b>89</b>

Call dispositions are organized into the following categories: Arrest Made, Cancelled/False Alarm, No Report, Report Taken, Referred (to Other Agency), Unable to Locate, and Warning or Ticket Issued. If a category does not appear in the table above, then no calls resulted in that disposition category during the period in question.