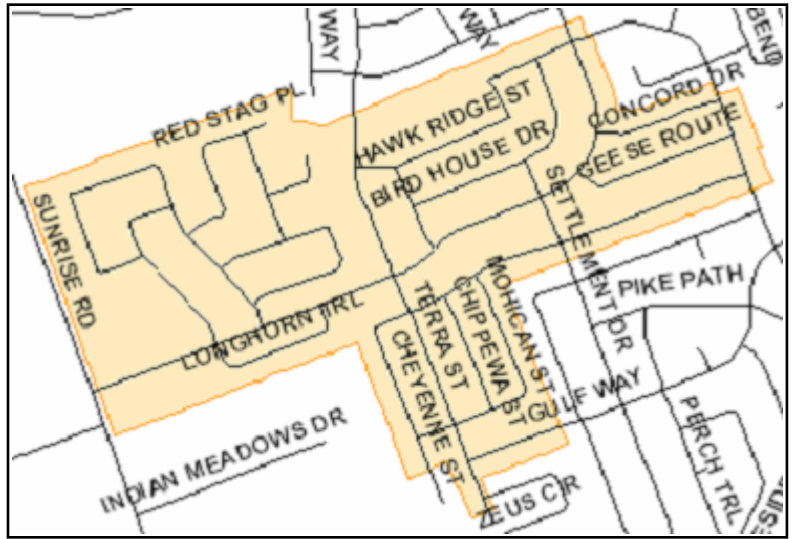


Round Rock Police Calls for Service at Eagle Ridge Subdivision, August 2011 - January 2012

Notes:

1. The source for these data is RRPD's Computer Aided Dispatch database, which tracks calls as they come into the Police Department. As such, these data are limited in that actual call natures or dispositions may not be accurately captured.
2. All major crime categories are included in the analysis. Thus, if a category does not appear, the subdivision produced no calls in that category.
3. All traffic stops and animal-related calls have been screened from this analysis.
4. For ease of analysis, all of the 3600 block of Hawk View Street is included, as is the entire 1300 block of Terra Street.



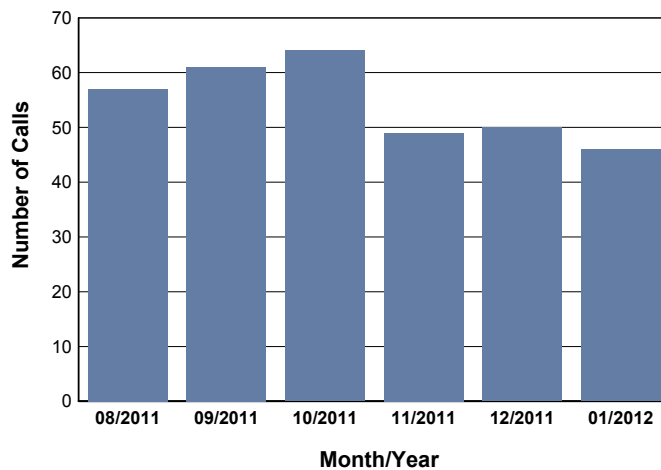
Questions about this report should be directed to:

RRPD Logistics and Research Unit
2701 N. Mays
Round Rock, TX 78665

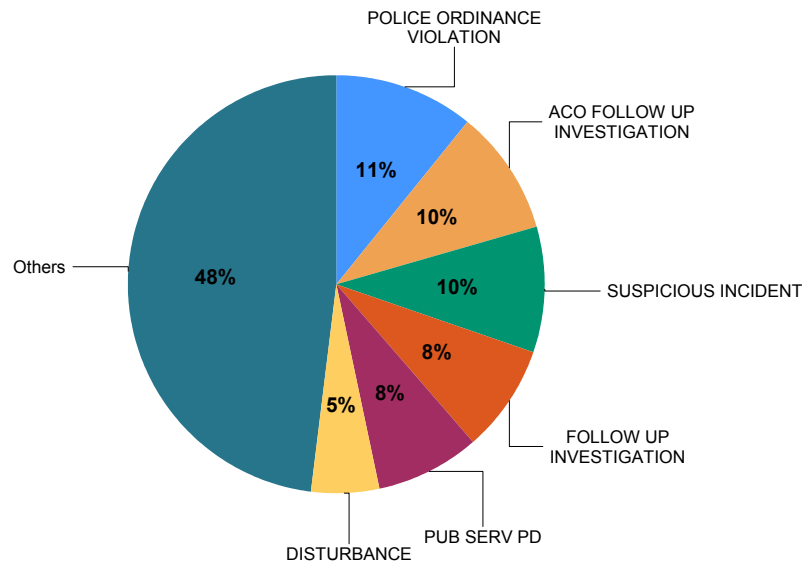
B Craytor
(512) 218-6677
bcraytor@round-rock.tx.us

S Voll
(512) 671-2722
svoll@round-rock.tx.us

CALLS FOR POLICE SERVICE



Most Frequent Call Types



**Calls by Nature of
Call and Disposition**

	Arrest Made	No Report	Refer- red	Report Taken	Ticket or Warning	Un- founded	Unable to Locate	Others	Total
911 HANGUP/ABANDONED/SILENT	0	9	0	0	0	0	0	1	10
ACCIDENT MAJOR	0	0	0	0	0	0	0	4	4
ACCIDENT MINOR	0	0	0	0	0	0	0	5	5
ACO FOLLOW UP INVESTIGATION	0	26	1	1	1	0	1	2	32
ALARM BUSINESS	0	0	0	0	0	0	0	2	2
ALARM RESIDENCE	0	0	0	0	0	0	0	16	16
ASSAULT IN PROGRESS	1	0	0	0	0	0	0	0	1
ASSAULT NOT IN PROGRESS	0	1	0	1	0	0	0	0	2
ASSIST AGENCY	0	2	1	0	0	0	0	0	3
BURGLARY IN PROGRESS	0	0	0	0	0	0	1	1	2
BURGLARY NOT INPROGRESS	0	1	0	13	0	0	0	0	14
CREDIT CARD ABUSE	0	0	0	3	0	0	0	0	3
DISTURBANCE	1	13	0	2	0	0	0	1	17
FLAG DOWN	0	1	0	0	0	0	0	0	1
FOLLOW UP INVESTIGATION	1	24	0	0	0	0	0	2	27
FRAUD	0	1	0	3	0	0	0	0	4
HARASSMENT	0	7	0	2	0	0	0	0	9
IDENTITY THEFT	0	1	0	0	0	0	0	0	1
JUVENILE OFFENSE	0	0	0	0	0	0	2	0	2
LOST PROPERTY	0	0	0	1	0	0	0	0	1
MEDICAL ASSIST	0	2	5	0	0	0	0	8	15
MISSING PERSON	0	0	0	0	0	0	0	1	1
MOTORIST ASSISTANCE	0	1	0	0	0	0	0	0	1
NARCOTICS	0	1	0	0	0	0	1	0	2
POLICE ORDINANCE VIOLATION	0	16	1	0	10	2	5	1	35
PROWLER	0	1	0	0	0	0	0	0	1
PUB SERV PD	0	21	1	0	1	0	1	3	27

	Arrest Made	No Report	Referred	Report Taken	Ticket or Warning	Unfounded	Unable to Locate	Others	Total
QUALITY OF LIFE	0	1	0	0	0	0	0	0	1
RUNAWAY	0	4	0	10	1	0	0	1	16
SEX OFFENDER COMPLIANCE	0	2	0	0	0	0	0	0	2
SHOTS FIRED	0	1	0	0	0	0	0	1	2
SUBJECT STOP	1	2	0	0	1	0	0	0	4
SUSPICIOUS INCIDENT	0	21	0	0	1	1	8	1	32
TERRORISTIC THREAT	0	2	0	2	0	0	0	0	4
THEFT IN PROGRESS	0	0	0	1	0	0	0	0	1
THEFT NOT IN PROGRESS	0	6	0	3	0	0	0	0	9
TRAFFIC HAZARD	0	4	0	0	0	1	0	0	5
WARRANT SERVICE	0	1	3	0	0	0	0	0	4
WELFARE CONCERN	1	4	0	0	0	0	2	2	9
Total	5	176	12	42	15	4	21	52	327

Call dispositions are organized into the following categories: Arrest Made, Cancelled/False Alarm, No Report, Report Taken, Referred (to Other Agency), Unable to Locate, and Warning or Ticket Issued. If a category does not appear in the table above, then no calls resulted in that disposition category during the period in question.