

# Police Activity in Forest Bluff Subdivision, August 2011 to January 2012

## NOTES

This map shows the subdivision and streets that are included in the analysis. Red Bud Lane is shown only for reference and is not included in this analysis. Test

The data source for this analysis is the Police Department's Computer-Aided Dispatch (CAD) database. That means the data are drawn from the information police dispatchers enter into the computer as calls occur. The primary limitation of these data is that they may not reflect the actual nature of a call or its true final disposition. Thus, some care should be exercised in interpreting the results presented here.

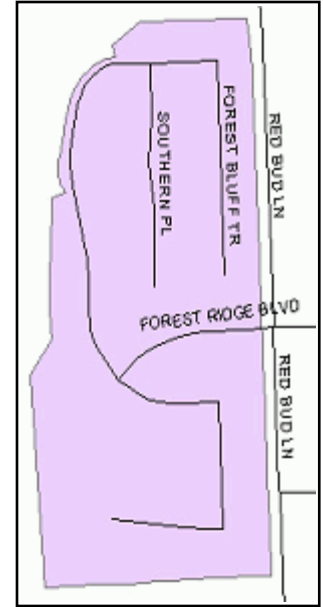
Animal-related and traffic stop calls are excluded.

Questions regarding the results of this analysis, the data source, or the preparation of this report should be directed to:

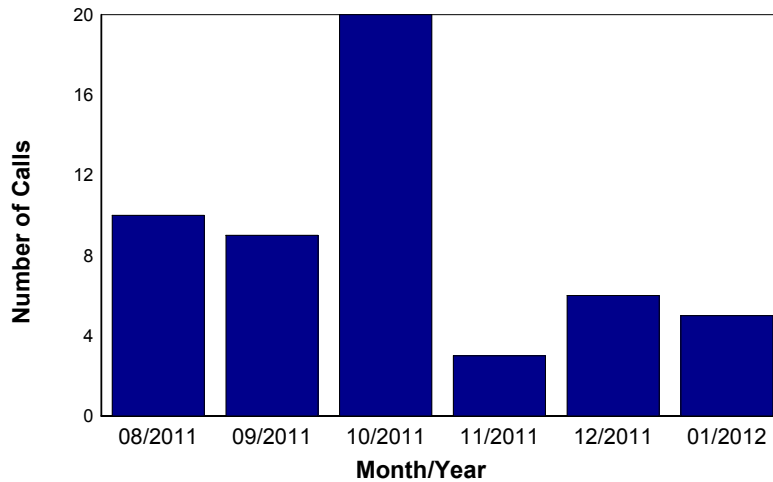
RRPD Logistics and Research Unit  
2701 N. Mays  
Round Rock, TX 78665

B Craytor  
(512) 218-6677  
bcraytor@round-rock.tx.us

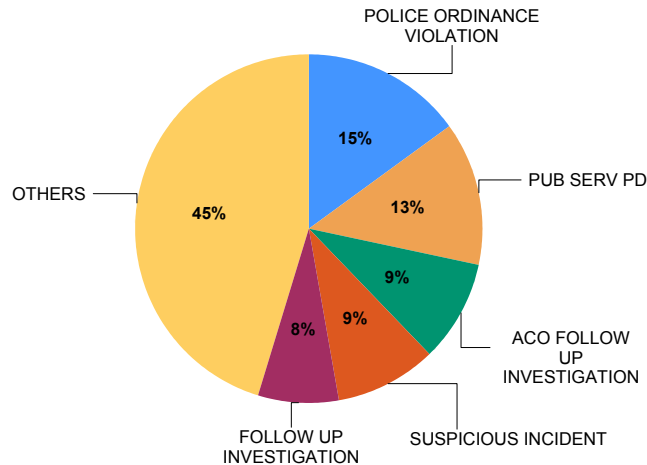
S Voll  
(512) 671-2722  
svoll@round-rock.tx.us



### Number of Calls by Month



### Most Frequent Call Types



<b>Calls by Nature and Disposition</b>	<b>Cancel- ed/False Alarm</b>	<b>No Report</b>	<b>Report Taken</b>	<b>Unable to Locate</b>	<b>Ticket or Warning Issued</b>	<b>Others</b>	<b>Total</b>
ACCIDENT MINOR	0	0	0	0	0	3	3
ACO FOLLOW UP INVESTIGATION	0	5	0	0	0	0	5
ALARM RESIDENCE	3	0	0	0	0	0	3
ASSAULT NOT IN PROGRESS	0	0	1	0	0	0	1
ASSIST AGENCY	0	1	0	0	0	0	1
BURGLARY NOT INPROGRESS	0	0	1	0	0	0	1
CRIMINAL MISCHIEF NOT IN PROGS	0	1	0	0	0	0	1
DISTURBANCE	0	1	0	0	0	0	1
FOLLOW UP INVESTIGATION	0	3	0	0	1	0	4
HARASSMENT	0	1	1	0	0	0	2
LOOSE LIVE STOCK	0	2	0	0	0	0	2
MEDICAL ASSIST	0	0	0	0	0	1	1
POLICE ORDINANCE VIOLATION	0	4	0	1	1	2	8
PUB SERV PD	0	7	0	0	0	0	7
QUALITY OF LIFE	0	1	0	0	1	0	2

	Cancel- ed/False Alarm	No Report	Report Taken	Unable to Locate	Ticket or Warning Issued	Others	Total
RECKLESS DRIVER	0	0	0	0	1	0	1
RUNAWAY	0	0	1	0	0	0	1
SUICIDE THREAT	0	1	0	0	0	0	1
SUSPICIOUS INCIDENT	0	3	1	0	1	0	5
TRAFFIC HAZARD	0	1	0	0	0	0	1
WARRANT SERVICE	0	1	0	0	0	0	1
WELFARE CONCERN	0	1	0	0	0	0	1
Total	3	33	5	1	5	6	53

Call dispositions are organized into the following categories: Arrest Made, Cancelled/False Alarm, No Report, Report Taken, Referred (to Other Agency), Unable to Locate, and Warning or Ticket Issued. If a category does not appear in the table above, then no calls resulted in that disposition category during the period in question.