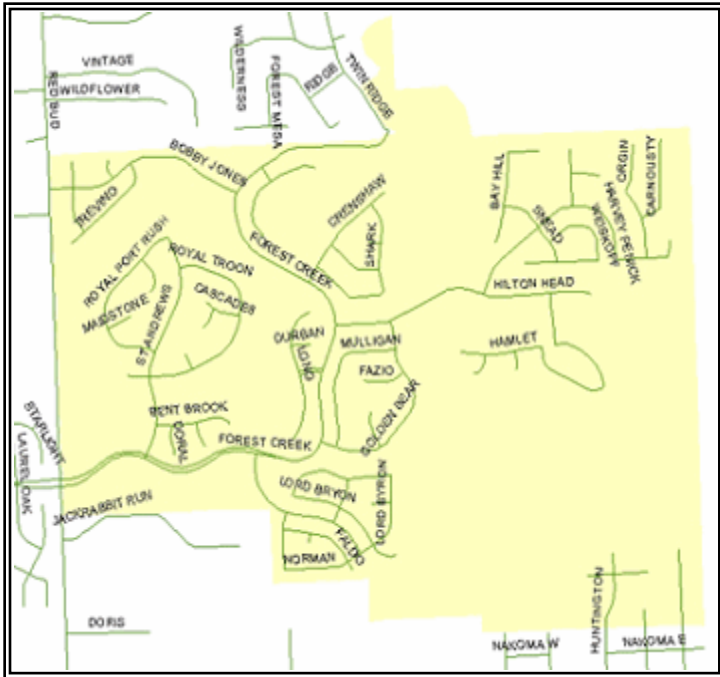


# Police Activity in Forest Creek Subdivision, August 2011 - January 2012



## NOTES

This map shows the streets included in the analysis. Streets outside the subdivision appear as reference points.

The data source for this analysis is the Police Department's Computer-Aided Dispatch database; these data are drawn from information police dispatchers enter into the computer as calls occur. That being said, the information presented here represents how the original calls came into dispatch and not their final disposition. Thus, some care should be exercised in interpreting these results.

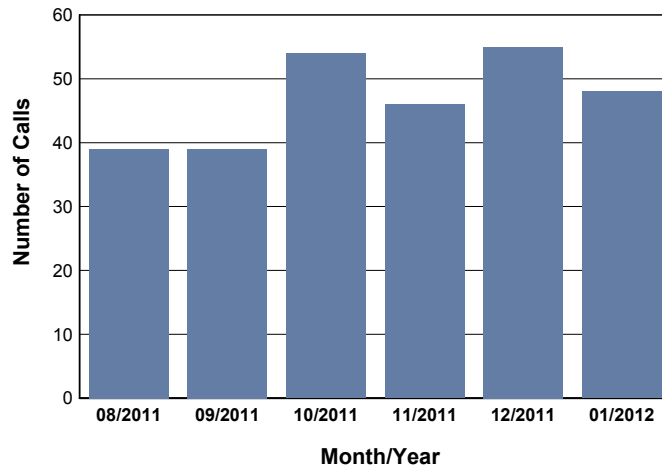
Animal Control and traffic calls are screened from the analysis. In addition, some portions of Huntington and Meadowild that are not strictly in the subdivision are included due to the way the data tables are constructed.

Questions regarding these results, the data source or this report should be directed to:

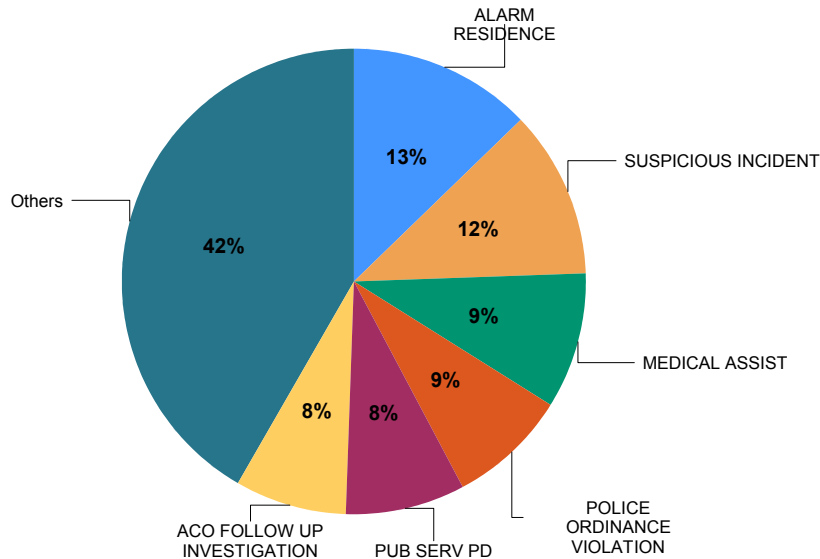
RRPD Logistics and Research Unit  
2701 N. Mays  
Round Rock, TX 78665

S Voll  
(512) 671-2722  
svoll@round-rock.tx.us

## CALLS FOR POLICE SERVICE



## MOST FREQUENT CALL TYPES



**Calls by Nature of  
Call and Disposition**

	Arrest Made	No Report	Refer- red	Report Taken	Ticket or Warning	Unable to Locate	Others	Total
911 HANGUP/ABANDONED/SILENT	0	11	0	0	0	0	2	13
ACCIDENT MAJOR	0	0	0	1	0	0	0	1
ACCIDENT MINOR	0	1	0	0	0	0	2	3
ACO FOLLOW UP INVESTIGATION	0	20	0	1	0	1	0	22
ALARM BUSINESS	0	0	0	0	0	0	5	5
ALARM RESIDENCE	0	3	0	0	0	0	33	36
ASSAULT NOT IN PROGRESS	0	1	0	0	0	0	0	1
ASSIST AGENCY	0	4	0	0	0	0	0	4
BURGLARY IN PROGRESS	0	0	0	1	0	0	1	2
BURGLARY NOT INPROGRESS	0	1	2	4	0	0	0	7
CREDIT CARD ABUSE	0	1	0	7	0	0	0	8
CRIMINAL MISCHIEF IN PROGRESS	0	2	0	0	0	0	0	2
CRIMINAL MISCHIEF NOT IN PROGS	0	4	0	0	0	0	0	4
DEATHS	0	1	0	0	0	0	0	1
DISTURBANCE	1	1	0	0	0	1	1	4
FIRE ORDINANCE VIOLATION	0	0	1	0	0	0	0	1
FLAG DOWN	0	1	0	0	0	0	0	1
FOLLOW UP INVESTIGATION	0	6	0	1	0	1	0	8
FRAUD	0	0	0	1	0	0	0	1
HARASSMENT	0	6	0	0	0	0	0	6
IDENTITY THEFT	0	1	0	0	0	0	0	1
JUVENILE OFFENSE	0	1	0	0	0	2	0	3
MEDICAL ASSIST	0	1	18	1	0	0	6	26
MISSING PERSON	0	0	0	0	0	0	1	1
MOTORIST ASSISTANCE	0	1	0	0	0	0	1	2
POLICE ORDINANCE VIOLATION	0	6	2	0	14	2	0	24
PUB SERV PD	0	20	1	0	0	1	1	23
QUALITY OF LIFE	0	1	1	0	3	0	0	5

	Arrest Made	No Report	Referred	Report Taken	Ticket or Warning	Unable to Locate	Others	Total
RECKLESS DRIVER	0	2	1	0	0	0	0	3
RUNAWAY	0	1	0	0	0	0	1	2
SUICIDE THREAT	0	0	0	0	0	1	0	1
SUSPICIOUS INCIDENT	0	15	0	1	1	15	1	33
THEFT NOT IN PROGRESS	0	3	1	4	0	0	0	8
TRAFFIC HAZARD	0	3	1	0	0	2	0	6
TRAFFIC STUDY	0	11	0	0	0	0	0	11
WARRANT SERVICE	1	0	0	0	0	0	0	1
WELFARE CONCERN	0	0	0	0	0	1	0	1
<b>Total</b>	2	129	28	22	18	27	55	281

Call dispositions are organized into the following categories: Arrest Made, Cancelled/False Alarm, No Report, Report Taken, Referred (to Other Agency), Unable to Locate, and Warning or Ticket Issued. If a category does not appear in the table above, then no calls resulted in that disposition category during the period in question.