

Police Calls for Service at Greenhill Subdivision, August 2011 - January 2012

Notes:

1. The source for these data is RRPD's Computer Aided Dispatch data-base, which tracks calls as they come into the police department. As such, these data are limited in that actual call natures or dispositions may not be accurately captured.

2. All major crime categories are included in the analysis. Thus, if a category does not appear, the subdivision produced no calls in that category.

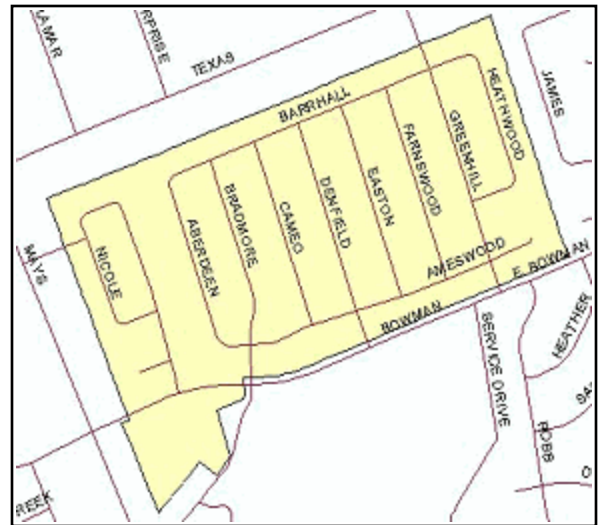
3. All traffic stops and animal-related calls have been screened from this analysis.

Questions about this report should be directed to:

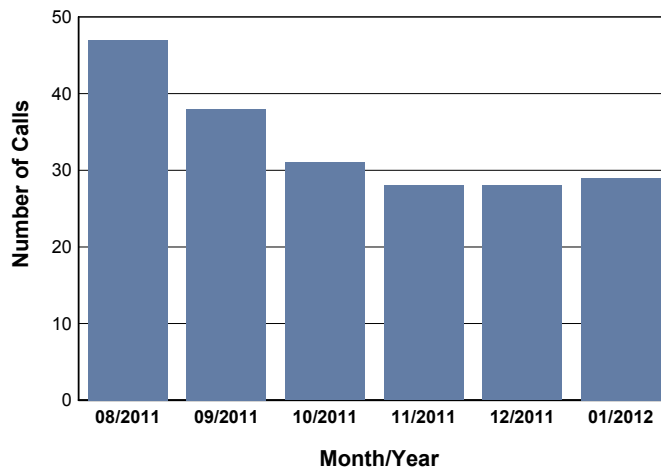
RRPD Logistics and Research Unit
2701 N. Mays
Round Rock, TX 78665

B Craytor (512) 218-6677
bcraytor@round-rock.tx.us

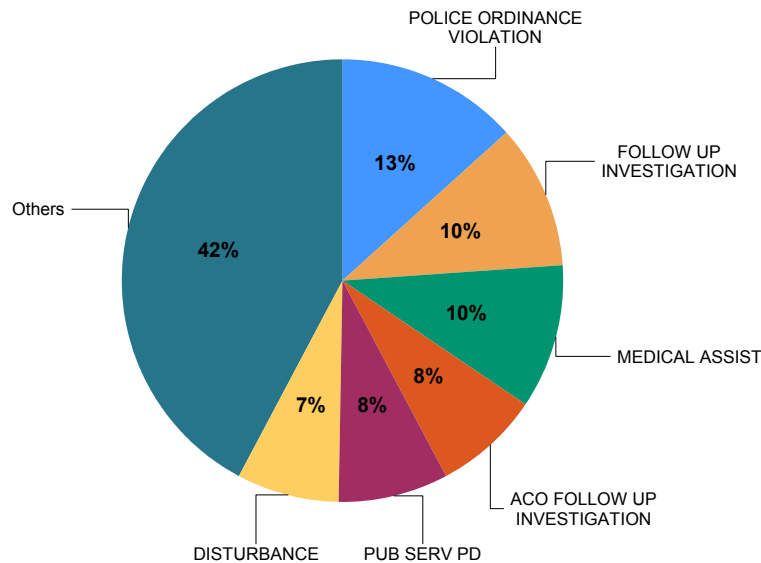
S Voll (512) 671-2722
svoll@round-rock.tx.us



CALLS FOR POLICE SERVICE



Most Frequent Call Types



**Calls by Nature of
Call and Disposition**

	Arrest Made	No Report	Refer- red	Report Taken	Ticket or Warning	Un- founded	Unable to Locate	Others	Total
911 HANGUP/ABANDONED/SILENT	0	5	0	0	0	0	0	0	5
ACCIDENT MAJOR	0	0	0	0	0	0	0	1	1
ACO FOLLOW UP INVESTIGATION	0	13	0	1	1	0	0	1	16
ALARM RESIDENCE	0	1	0	0	0	0	0	4	5
ASSAULT IN PROGRESS	0	0	0	1	0	0	0	0	1
ASSAULT NOT IN PROGRESS	0	0	0	2	0	0	0	0	2
ASSIST AGENCY	0	3	0	0	0	0	0	0	3
BURGLARY IN PROGRESS	0	0	0	0	0	0	0	1	1
BURGLARY NOT INPROGRESS	0	0	0	4	0	0	0	0	4
CREDIT CARD ABUSE	0	1	0	0	0	0	0	0	1
CRIMINAL MISCHIEF NOT IN PROGS	0	2	0	3	0	0	0	1	6
DEATHS	0	1	0	0	0	0	0	0	1
DISTURBANCE	1	12	0	1	0	0	0	1	15
FLAG DOWN	0	5	0	0	0	0	0	0	5
FOLLOW UP INVESTIGATION	0	21	0	0	0	0	0	0	21
HARASSMENT	0	3	0	0	0	0	0	0	3
JUVENILE OFFENSE	0	0	0	0	1	0	0	0	1
LOST PROPERTY	0	1	0	0	0	0	0	0	1
MEDICAL ASSIST	0	2	17	0	0	0	0	2	21
MOTORIST ASSISTANCE	0	2	0	0	0	0	0	0	2
POLICE ORDINANCE VIOLATION	0	14	2	0	6	3	0	2	27
PUB SERV PD	0	16	0	0	0	0	0	0	16
RECKLESS DRIVER	0	0	0	0	0	0	2	0	2
RUNAWAY	0	0	0	0	0	0	0	1	1
SEX OFFENDER COMPLIANCE	0	1	0	0	0	0	0	0	1
SUBJECT STOP	1	2	0	1	4	0	0	0	8
SUBJECT WITH GUN	0	0	0	0	0	0	1	0	1
SUICIDE THREAT	0	1	0	0	0	0	0	0	1

	Arrest Made	No Report	Referred	Report Taken	Ticket or Warning	Unfounded	Unable to Locate	Others	Total
SUSPICIOUS INCIDENT	0	5	0	0	0	0	3	0	8
TERRORISTIC THREAT	0	2	0	0	0	0	0	0	2
THEFT NOT IN PROGRESS	0	5	0	1	0	0	0	0	6
TRAFFIC HAZARD	0	1	0	0	0	0	0	0	1
WARRANT SERVICE	1	5	2	0	0	0	0	0	8
WELFARE CONCERN	0	4	0	0	0	0	0	0	4
Total	3	128	21	14	12	3	6	14	201

Call dispositions are organized into the following categories: Arrest Made, Cancelled/False Alarm, No Report, Report Taken, Referred (to Other Agency), Unable to Locate, and Warning or Ticket Issued. If a category does not appear in the table above, then no calls resulted in that disposition category during the period in question.