

Round Rock Police Calls for Service at South Creek Subdivision, July 2011 - December 2011

Notes:

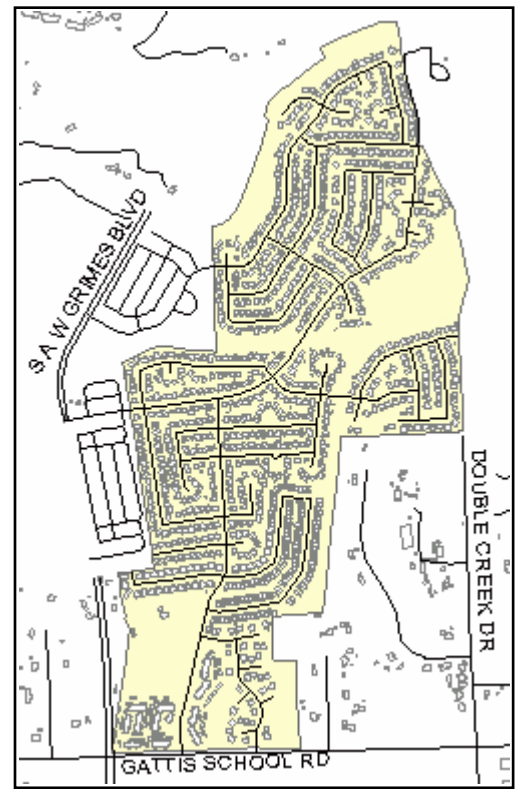
1. The source for these data is RRPD's Computer Aided Dispatch database, which tracks calls as they come into the police department. As such, these data are limited in that actual call natures or dispositions may not be accurately captured.
2. All major crime categories are included in the analysis. Thus, if a category does not appear, the subdivision produced no calls in that category.
3. All traffic stops and animal-related calls have been screened from this analysis.

Questions about this report should be directed to:

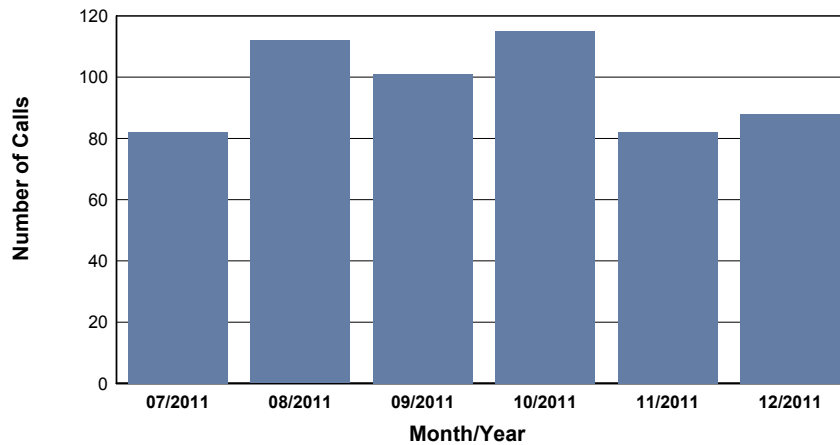
RRPD Logistics and Research Unit
 2701 N. Mays
 Round Rock, TX 78665

B Craytor (512) 218-6677
 bcraytor@round-rock.tx.us

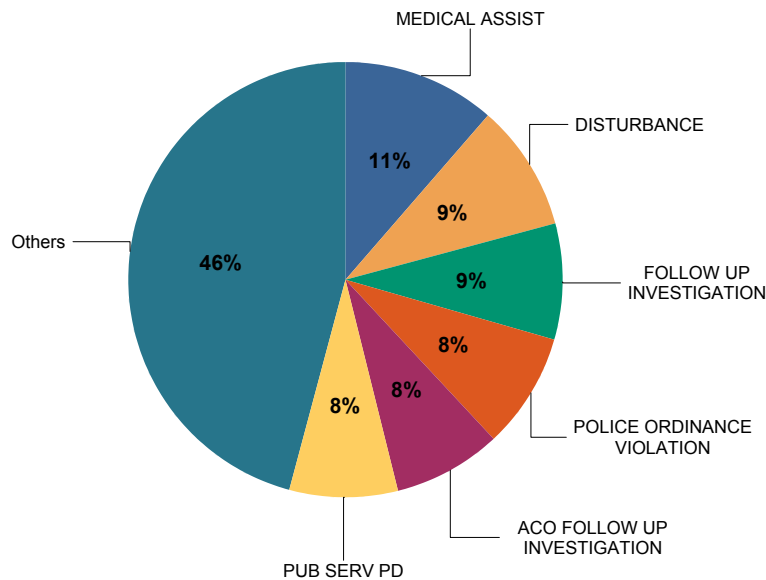
S Voll (512) 671-2722
 svoll@round-rock.tx.us



CALLS FOR POLICE SERVICE



Most Frequent Call Types



**Calls by Nature of
Call and Disposition**

	Arrest Made	No Report	Refer- red	Report Taken	Ticket or Warning	Un- founded	Unable to Locate	Others	Total
911 HANGUP/ABANDONED/SILENT	0	10	0	1	0	0	0	0	11
ACCIDENT MAJOR	0	0	0	0	0	0	0	2	2
ACCIDENT MINOR	1	2	0	0	0	0	0	9	12
ACO FOLLOW UP INVESTIGATION	0	38	0	1	7	0	0	1	47
ALARM BUSINESS	0	4	0	0	0	0	0	2	6
ALARM RESIDENCE	0	5	0	0	0	0	0	27	32
ALCOHOL VIOLATIONS	0	1	0	0	0	0	0	0	1
ASSAULT NOT IN PROGRESS	0	0	0	2	0	0	0	0	2
ASSIST AGENCY	0	4	0	0	0	0	1	1	6
BURGLARY IN PROGRESS	1	5	0	0	0	0	0	0	6
BURGLARY NOT INPROGRESS	0	0	0	15	0	0	0	0	15
CREDIT CARD ABUSE	0	1	1	5	0	0	0	0	7
CRIMINAL MISCHIEF IN PROGRESS	0	1	0	1	0	0	0	0	2
CRIMINAL MISCHIEF NOT IN PROGS	0	2	0	7	0	0	0	1	10
DEATHS	0	1	0	0	0	0	0	0	1
DISTURBANCE	7	36	2	3	0	1	2	4	55
DRIVING WHILE INTOXICATED	0	0	0	0	0	0	0	1	1
FLAG DOWN	0	1	0	0	0	0	0	0	1
FOLLOW UP INVESTIGATION	0	43	1	0	0	0	1	5	50
FRAUD	0	4	0	4	0	0	0	1	9
HARASSMENT	0	10	0	1	0	0	0	0	11
IDENTITY THEFT	0	3	0	2	0	0	0	0	5
JUVENILE OFFENSE	0	0	0	0	0	0	1	0	1
LOST PROPERTY	0	0	0	0	0	0	0	1	1
MEDICAL ASSIST	0	8	33	0	0	0	0	25	66
MISSING PERSON	0	1	0	0	0	0	0	0	1
MOTORIST ASSISTANCE	0	3	0	0	0	0	0	0	3
NARCOTICS	0	1	1	2	0	0	0	0	4

	Arrest Made	No Report	Referred	Report Taken	Ticket or Warning	Unfounded	Unable to Locate	Others	Total
POLICE ORDINANCE VIOLATION	2	20	0	0	17	0	9	1	49
PROWLER	0	0	0	0	0	0	1	0	1
PUB SERV PD	0	42	2	0	1	1	0	1	47
QUALITY OF LIFE	0	2	0	0	0	0	0	0	2
RECKLESS DRIVER	0	3	0	0	0	0	0	0	3
RUNAWAY	0	0	0	0	0	0	0	1	1
SUBJECT STOP	1	3	0	0	1	0	0	0	5
SUICIDE THREAT	0	1	0	0	0	0	0	2	3
SUSPICIOUS INCIDENT	2	28	0	0	0	2	11	4	47
TERRORISTIC THREAT	0	3	0	0	0	0	0	0	3
THEFT IN PROGRESS	0	0	0	1	0	0	0	0	1
THEFT NOT IN PROGRESS	0	4	1	7	0	0	0	0	12
TRAFFIC HAZARD	0	3	2	0	1	0	1	1	8
WARRANT SERVICE	5	0	7	0	0	0	0	0	12
WELFARE CONCERN	0	15	0	1	0	0	2	0	18
Total	19	308	50	53	27	4	29	90	580

Call dispositions are organized into the following categories: Arrest Made, Cancelled/False Alarm, No Report, Report Taken, Referred (to Other Agency), Unable to Locate, and Warning or Ticket Issued. If a category does not appear in the table above, then no calls resulted in that disposition category during the period in question.