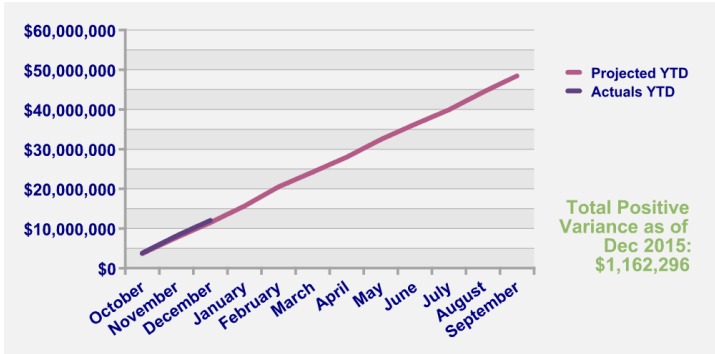




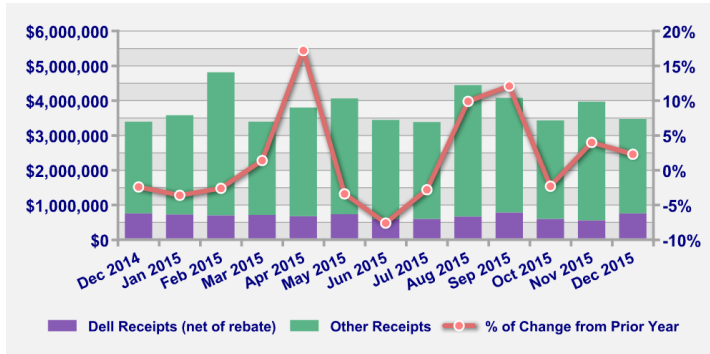
# Round Rock by the Numbers

## FY 2015/16 – First Quarter – 12/31/15


### Sales Tax Actuals vs. Projections – Gen Fund Only



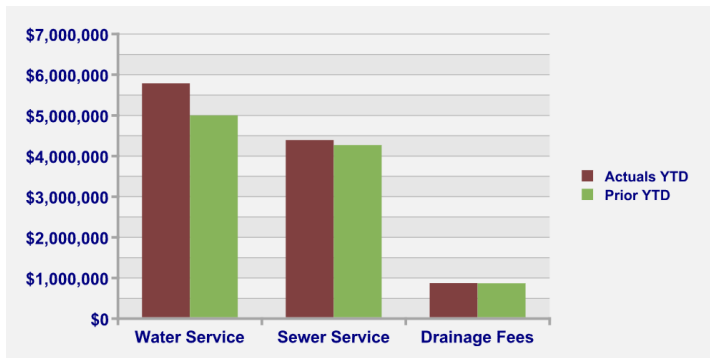
### Rolling 12 Month – General Fund Sales Tax



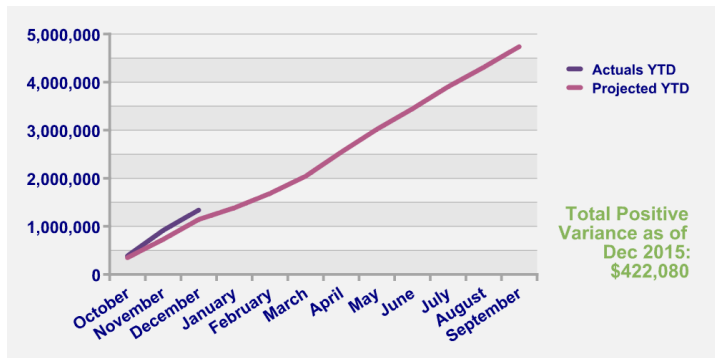
### General Fund Revenues



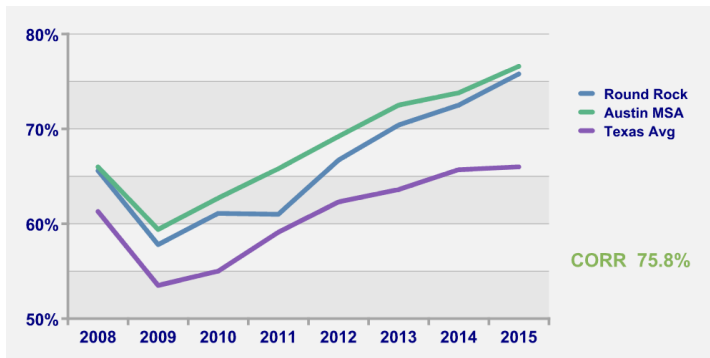
### Utility Revenues



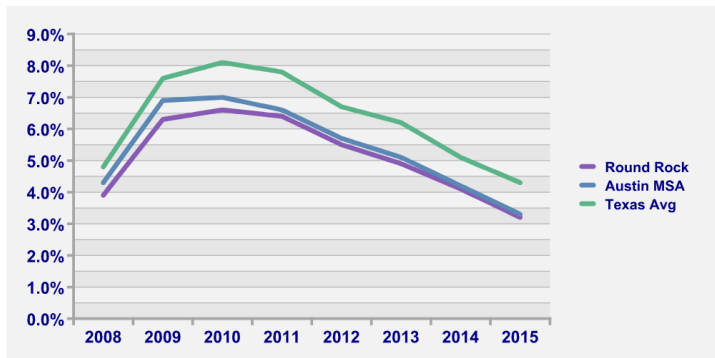
### HOT Revenues



### Hotel Occupancy Rates



### Unemployment Data



### Notes & Comments

- \* Local economy and retail sales remain strong in 1st fiscal quarter resulting in better than projected sales tax collections and HOT revenues.
- \* Dell Sales Tax collections are still declining, but are within projections.
- \* Water & Sewer revenues are higher than prior year due to customer growth and drier conditions in 2015.



# Round Rock by the Numbers

## FY 2015/16 – Annual Facts

### Tax Information

	2015/16	2014/15
Population	113,968	110,800
Property Tax Rate	\$ 0.41465	0.41465
M&O .25426	Debt .16039	
Average Home Value	\$ 216,594	198,578
Taxable Property Value (billions)	\$ 10.2	9.6
Property Tax per Capita	\$ 377.84	336

### Debt Information

GO Bond Rating:	S & P	AA+
	Moody's	Aa1

### Outstanding as of 9/30/2015 (millions)

GO & CO Bonds	\$	187.6
Utility / Drainage	\$	78.1 / 8
HOT	\$	5.7
Sports center	\$	7.5
Type B	\$	11.9 + 13 (SIB)

### Taxing Entities

CORR tax	\$	0.41
Williamson County tax	\$	0.44
RRISD tax	\$	1.34
ACC tax	\$	0.09
Upper Brushy Creek tax	\$	0.02
<b>Total Tax Rate (includes CORR)</b>	<b>\$</b>	<b>2.31</b>

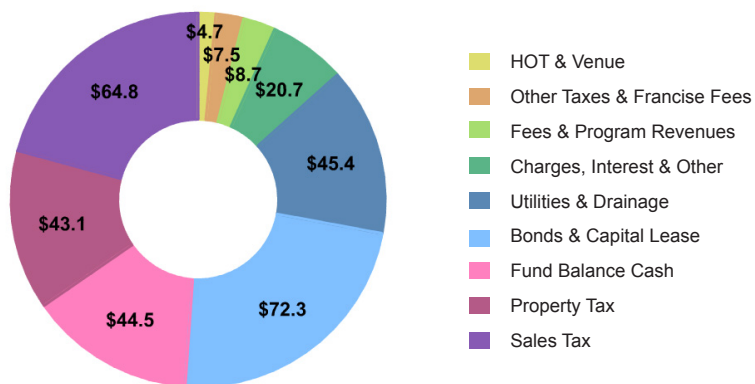
### City Employees

FTEs	891.25	<b>Dept Total</b>
Sworn Police	163	236.5
Firefighters	136	140

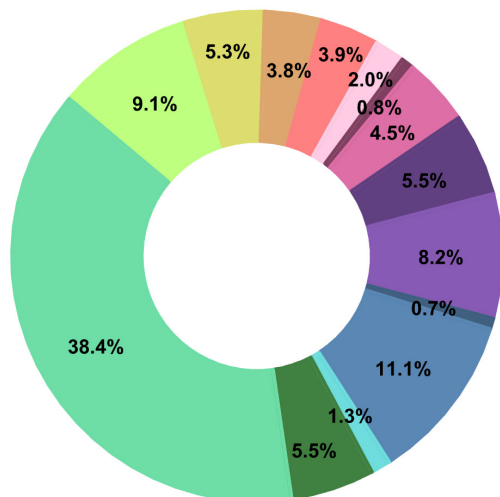
### Top 10 Property Taxpayers (sorted by rank as of Dec 2015)

- Dell Computer Holdings, LP
- CPG Round Rock, LP (Premium Outlets)
- Seton Healthcare
- Dell Computer Corp.
- Baltgem Development Group (La Frontera Village)
- Columbia / St. Davids Healthcare
- CMF 15 Portfolio, LLC (Colonial Grand Apt)
- Oncor Electric Delivery Co.
- Las Brisas Luxury Apartment Homes, LLP
- FST La Frontera LLC (La Frontera @ Hesters Xing)

### Total City Revenues 2015/16 (millions)



### Adopted Budget 2015/16 (millions)



Police	\$	28.3
Fire	\$	16.4
Fiscal Support Services	\$	11.7
Transportation	\$	11.9
General Services	\$	6.1
Library	\$	2.6
PARD/Sports Center/CVB	\$	13.8
Support Services	\$	16.9
Water/Wastewater	\$	25.5
Drainage	\$	2.2
Debt Principal & Interest	\$	34.3
Administrative Charges	\$	4.0
General SFC	\$	17.1
Capital Improvement Projects	\$	119.3