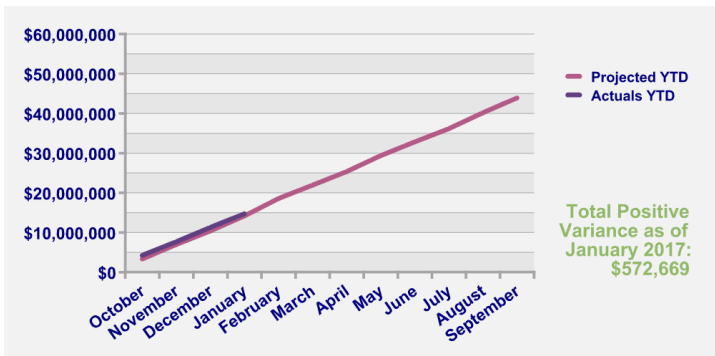




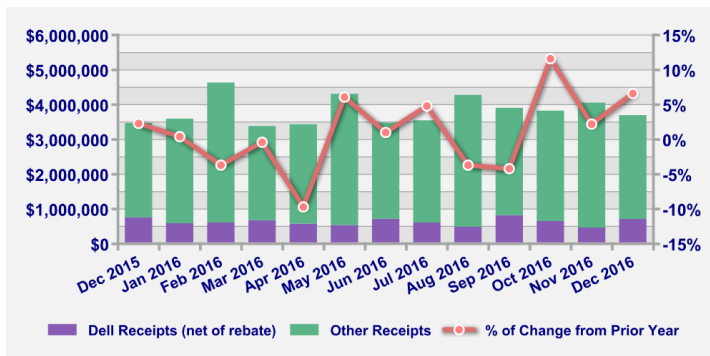
Round Rock by the Numbers

FY 2016/17 - First Quarter - 12/31/16

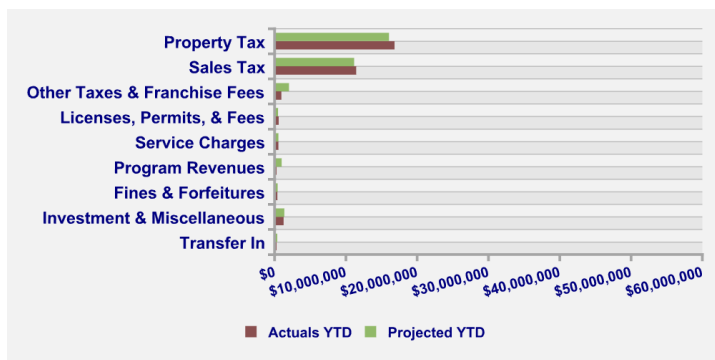
Sales Tax Actuals vs. Projections - Gen Fund Only



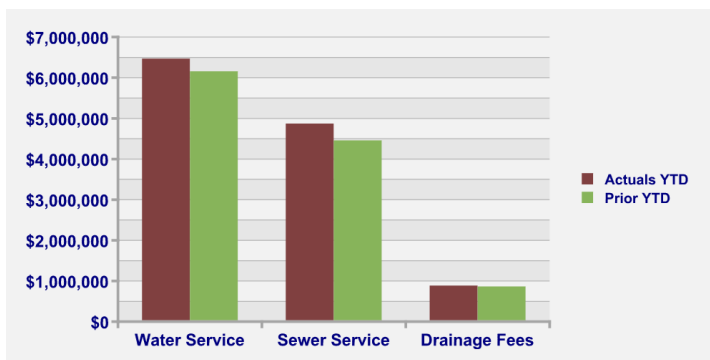
Rolling 12 Month - General Fund Sales Tax



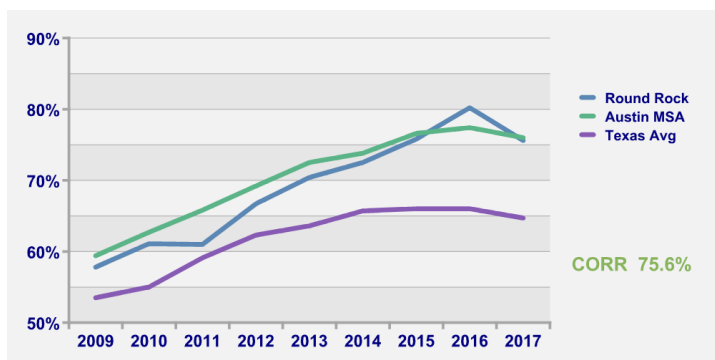
General Fund Revenues



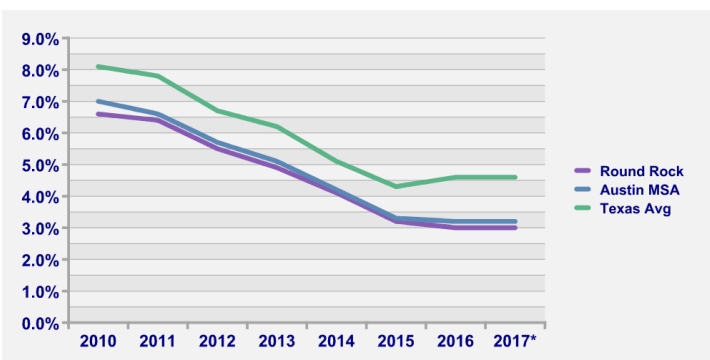
Utility Revenues



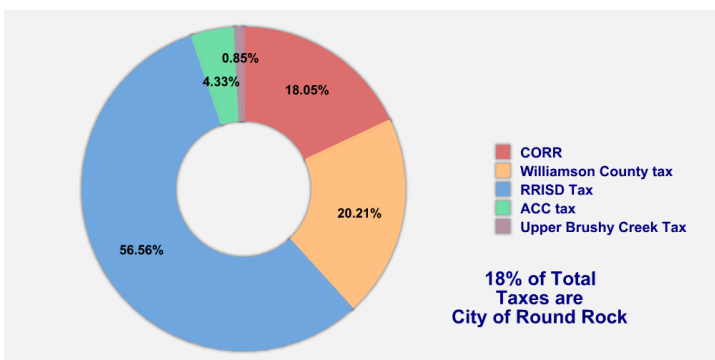
Hotel Occupancy Rates



Unemployment Data



Total Overlapping Tax Rate



Notes & Comments

- Local economy remains strong in first fiscal quarter resulting in better than projected sales tax collections.
- Dell Sales Tax remains volatile, but is within the projected 15% decline.
- Water and Sewer revenues are higher than prior year due to customer growth and drier conditions.



Round Rock by the Numbers

FY 2016/17 - Annual Facts

Tax Information

| | 2016/17 | 2015/16 |
|-----------------------------------|-------------|---------|
| Population | 117,160 | 107,158 |
| Property Tax Rate | \$ 0.42500 | 0.41465 |
| M&O .27187 | Debt .15313 | |
| Average Home Value | \$ 240,179 | 216,594 |
| Taxable Property Value (billions) | \$ 11.3 | 10.2 |
| Property Tax per Capita | \$ 414.07 | 401.85 |

Taxing Entities

| | | |
|---------------------------------------|-----------|--------------|
| CORR tax | \$ | 0.425 |
| Williamson County tax | \$ | 0.476 |
| RRISD tax | \$ | 1.332 |
| ACC tax | \$ | 0.102 |
| Upper Brushy Creek tax | \$ | 0.020 |
| Total Tax Rate (includes CORR) | \$ | 2.355 |

Top 10 Property Taxpayers (sorted by rank as of Oct 2016)

- Dell Computer Holdings, LP
- CPG Round Rock, LP (Premium Outlets)
- Baltgem Development Group (La Frontera Village)
- CMF 15 Portfolio, LLC (Colonial Grand Apt)
- Columbia / St. Davids Healthcare
- Dell Computer Corp.
- BAEV-LASALLE RR University Blvd (University Commons Shopping Ctr)
- FST La Frontera LLC (La Frontera @ Hesters Xing)
- Fisher-Rosemount Systems Inc. (Emerson)
- Lodge Multifamily Austin LP (Lodge @ Warner Ranch Apts)

Debt Information

| | | |
|-----------------|---------|-----|
| GO Bond Rating: | S & P | AA+ |
| | Moody's | Aa1 |

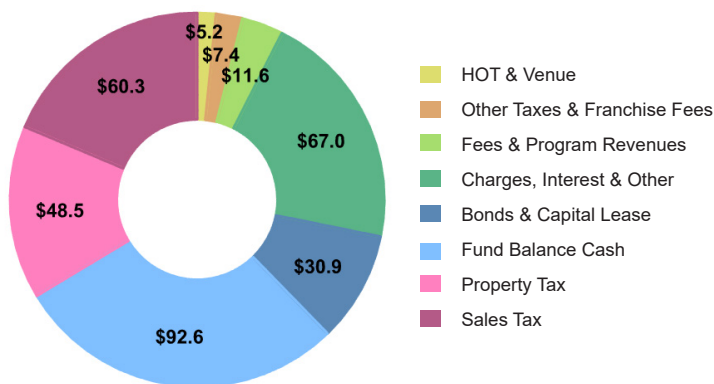
Outstanding as of 9/30/2016 (millions)

| | | |
|--------------------|----|------------------|
| GO & CO Bonds | \$ | 176.6 |
| Utility / Drainage | \$ | 77 / 7.7 |
| HOT | \$ | 4.4 |
| Sports Center | \$ | 7.3 |
| Type B | \$ | 9.2 + 11.5 (SIB) |

City Employees

| FTEs | 918.13 | Dept Total |
|-----------------------------|-------------------|------------|
| Sworn Police* | 145 | 247.50 |
| Firefighters | 134 | 142 |
| *School Resource Officers - | 13 SROs + 2 Sgts) | |

Total Revenues & Funding Sources 2016/17 - \$323.5 million



Total Adopted Budget 2016/17 - \$323.5 million

