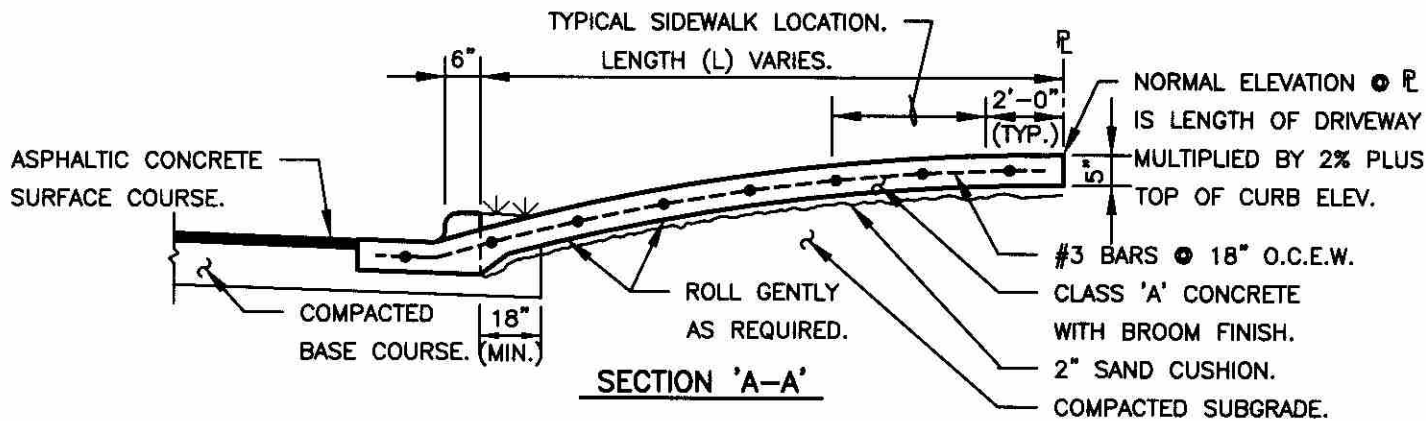
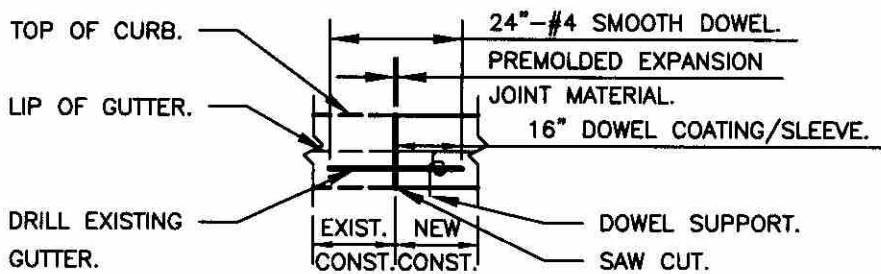


SAW CUT EXISTING CURB AND GUTTER SECTION AT PROPOSED DRIVEWAY. IF NEAREST EXPANSION JOINT IS 5 FEET OR LESS FROM DRIVEWAY WING, EXISTING CURB AND GUTTER SECTION SHALL BE REMOVED AND REPLACED TO THE NEAREST EXPANSION JOINT.

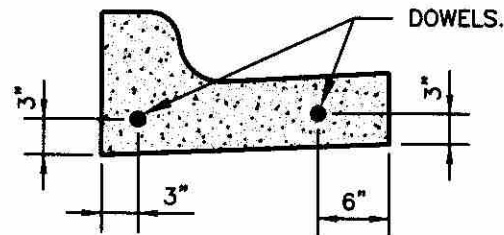
PLAN



SECTION 'A-A'



EXPANSION JOINT DETAIL



SECTION

NOTE:

1. THE SIDEWALK AREA OF THE DRIVEWAY SHALL SLOPE TOWARD THE STREET PAVING AT NO MORE THAN 2%.

RECORD SIGNED COPY
ON FILE AT PUBLIC WORKS
APPROVED

11-08-01

DATE

THE ARCHITECT/ENGINEER ASSUMES
RESPONSIBILITY FOR THE APPROPRIATE
USE OF THIS DETAIL.

CITY OF ROUND ROCK

DRAWING NO:
S-02

**CONCRETE DRIVEWAY DETAIL
(RESIDENTIAL)**

