

At the quadrant meetings, attendees were asked to participate in a live polling exercise using Poll Everywhere. The polling was anonymous, and attendees were asked to respond to questions using their cell phone. Attendees without cell phones were able to either use a tablet provided by staff, or a paper copy if they preferred. Responses from paper copies were added to the data set after each quadrant meeting. In total, 234 attendees chose to participate in the live polling exercise. The following summary shows aggregated polling results from all four of the quadrant meetings:

## When was the last time you ate a Round Rock donut?

Response options	Count	Percentage
Today	4	2%
Earlier this week	14	6%
This month	52	23%
<b>In the past year</b>	<b>103</b>	<b>46%</b>
More than a year ago	40	18%
I've never had a Round Rock donut	10	4%



223

Responses

## Which quadrant do you live in?

Response options	Count	Percentage
Northeast	56	24%
Northwest	36	16%
<b>Southeast</b>	<b>79</b>	<b>34%</b>
Southwest	61	26%



232

Responses

## What is your age?

Response options	Count	Percentage
Under 18	0	0%
18-25	2	1%
26-39	36	16%
<b>40-54</b>	<b>74</b>	<b>32%</b>
55-64	49	21%
65+	67	29%
Prefer not to answer	3	1%



231

Responses

How many years have you lived in Round Rock?

Response options	Count	Percentage
Less than 5 years	47	21%
5-9 years	38	17%
<b>10-19 years</b>	<b>55</b>	<b>24%</b>
20-29 years	54	24%
30 or more years	32	14%
I do not live in Round Rock	2	1%



228  
Responses

Which statement best describes where you see yourself living in 10 years?

Response options	Count	Percentage
<b>I will still be living at my current Round Rock address</b>	<b>125</b>	<b>54%</b>
I will be living elsewhere in Round Rock in the same type of housing	22	9%
I will be living in Round Rock in a different type of housing	20	9%
I will have moved out of Round Rock	26	11%
I do not live in Round Rock	1	0%
Unsure	39	17%



233  
Responses

Which of the following statements best describes your current employment status?

Response options	Count	Percentage
<b>Employed</b>	<b>130</b>	<b>57%</b>
Student	0	0%
Employed Student	2	1%
Primary caregiver that works in the home	8	3%
Retired	74	32%
Not currently employed	13	6%
Prefer not to answer	3	1%



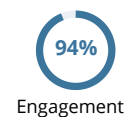
230  
Responses

If employed, which city or zip code do you primarily work?

Responses included at end of report.

## In which of the following type of housing are you now living?

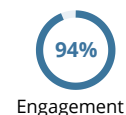
Response options	Count	Percentage
<b>Single-family detached home</b>	<b>217</b>	<b>95%</b>
Apartment	6	3%
Townhouse/condominium	2	1%
Duplex	1	0%
Senior	0	0%
Other	2	1%
I do not live in Round Rock	1	0%



**229**  
Responses

## Round Rock has enough housing choices for me to be able to up-size or down-size throughout my life without having to leave Round Rock.

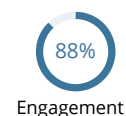
Response options	Count	Percentage
Strongly agree	62	27%
<b>Agree</b>	<b>72</b>	<b>31%</b>
Neutral	25	11%
Disagree	59	26%
Strongly disagree	12	5%
I do not live in Round Rock	0	0%



**230**  
Responses

## Which type of new housing developments would you like to see built in Round Rock?

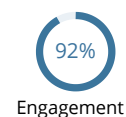
Response options	Count	Percentage
Single-family with small lots	12	6%
<b>Single-family with large lots</b>	<b>68</b>	<b>32%</b>
Multi-family (apartments)	0	0%
Townhouses	20	9%
Mixed-use (like Mueller & Domain developments in Austin)	61	28%
High-rise condominiums	3	1%
Senior housing (independent living, assisted living, long care facilities)	38	18%
Other	13	6%



**215**  
Responses

## Which of the following was the primary reason you decided to live in Round Rock?

Response options	Count	Percentage
Small town feel	21	9%
To live in close proximity to Austin	15	7%
<b>To be close to work/school</b>	<b>46</b>	<b>20%</b>
To live near family or friends	26	12%
<b>To raise a family/family-friendly</b>	<b>46</b>	<b>20%</b>
A good place to retire	7	3%
Availability of City services	3	1%
Affordability	35	16%
Parks/trails/open space	10	4%
Born and raised in Round Rock	10	4%
Low crime rate/safety	5	2%
I do not live in Round Rock	1	0%



**225**  
Responses

## Regarding your neighborhood, what would you say is its most appealing quality?

Response options	Count	Percentage
Like the design of the neighborhood and the way the houses look	26	12%
Affordable housing	14	6%
Sense of community/good neighbors/family-oriented	48	22%
Big trees/lots of trees	39	18%
Well-maintained/landscaped	5	2%
Quiet/peaceful	19	9%
<b>Close to everything/convenient location</b>	<b>59</b>	<b>27%</b>
Has a homeowner's association (HOA)	3	1%
Safe	3	1%
Not applicable. I do not live in Round Rock	2	1%



Engagement

**218**

Responses

## How could your neighborhood be improved?

Response options	Count	Percentage
<b>I like my neighborhood the way it is now. It does not need to be improved.</b>	<b>61</b>	<b>27%</b>
Better connectivity between neighborhoods/ease of getting around	41	18%
More code enforcement	23	10%
Better appearance of buildings	13	6%
More/better landscaping	10	4%
Improved parks/open spaces	37	17%
Better retail and services in close proximity	36	16%
Not applicable. I do not live in Round Rock.	2	1%



Engagement

**223**

Responses

## Some new developments are planned so that people can live, work, shop, and dine in a pedestrian-friendly area. How strongly do you agree that this type of development is good for Round Rock?

Response options	Count	Percentage
<b>Strongly agree</b>	<b>93</b>	<b>41%</b>
Agree	72	32%
Neutral	36	16%
Disagree	16	7%
Strongly disagree	8	4%



Engagement

**225**

Responses

## What statement best describes how you currently move around within the city limits of Round Rock?

Response options	Count	Percentage
<b>I only use a vehicle</b>	<b>156</b>	<b>69%</b>
I drive a vehicle, but I like to bike or walk when possible	66	29%
I drive a vehicle, but I use public transportation when possible	4	2%
I do not have a vehicle so I rely on other ways to get around	0	0%
I rely on carpooling/rideshare/ride services more than any other way of getting around	0	0%
I bike or walk more than any other form of transportation	1	0%



Engagement

**227**

Responses

## Do the existing bus service options within Round Rock meet your needs?

Response options	Count	Percentage
I am able to use the bus service to meet my everyday needs	7	3%
I would use the bus if it ran at the times that I needed to use it	20	9%
I would use the bus, but it does not go where I need it to	62	28%
<b>I would not use the bus</b>	<b>87</b>	<b>40%</b>
I would not use buses, but I would use another form of public transportation	23	11%
I did not know there were buses	20	9%



Engagement

**219**

Responses

## How important are alternative modes of transportation besides cars to increase travel options in Round Rock?

Response options	Count	Percentage
<b>Very important</b>	<b>88</b>	<b>39%</b>
Important	59	26%
Neutral	50	22%
Unimportant	15	7%
Very unimportant	12	5%



Engagement

**224**

Responses

## Aside from traffic, what do you think are the biggest issues Round Rock will face within the next ten years? Select all that apply.

Response options	Count	Percentage
Too much new development	66	6%
Providing enough shopping and dining establishments	43	4%
Adequate public transportation	86	8%
Crime/safety	112	10%
Too many people	96	9%
Road repair/maintenance/expansion	153	14%
Aging infrastructure (water and sewer lines, city facilities)	102	9%
Loss of small town feel	104	9%
Aging developments (neighborhoods/older commercial centers)	68	6%
Lack of employment opportunities	39	4%
Adequate parks/plazas/trails	72	7%
<b>Cost of living/affordability</b>	<b>159</b>	<b>14%</b>



Engagement

**1,100**

Responses

## How could the quality/appearance of commercial development in Round Rock be improved?

Response options	Count	Percentage
Better landscaping/more trees	59	27%
Better design/building materials	48	22%
<b>More walkability/better pedestrian access/accessibility</b>	<b>67</b>	<b>31%</b>
Safer/more lighting	25	11%
Stricter sign regulations	9	4%
No improvements needed	10	5%



Engagement

**218**

Responses

Compared to what the City has now, what type of land use do you think Round Rock needs more of than any other?

Response options	Count	Percentage
Restaurants	18	8%
Entertainment	17	8%
<b>Cultural/arts</b>	<b>54</b>	<b>25%</b>
<b>Parks and trails</b>	<b>54</b>	<b>25%</b>
Retail	8	4%
Public gathering spaces/plazas	24	11%
Agricultural	14	6%
Better variety of residential options	30	14%



How did you find out about this meeting?

Response options	Count	Percentage
Email	36	16%
Facebook	47	21%
Nextdoor	26	12%
<b>Print ad</b>	<b>48</b>	<b>22%</b>
City of Round Rock website	13	6%
Word of mouth	28	13%
Other	23	10%



Overall, I feel that I know more about comprehensive planning in Round Rock than before this presentation.

Response options	Count	Percentage
Strongly agree	40	17%
<b>Agree</b>	<b>101</b>	<b>44%</b>
Neutral	40	17%
I want more information about comprehensive planning	43	19%
I do not care about comprehensive planning	5	2%



If employed, which city or zip code do you primarily work?

Responses

78759	78665	78746	78660	78665	78744	78681	78665	78665
78729	78627	78664	77665	78664	78664	78758	78701	78665
78611	78728	512	78758	78701	78758	78752	78665	78664
78665	78717	78664	78665	Austin	78665	78754	78665	78665
78664	78664	78664	78665					



40  
Responses

If employed, which city or zip code do you primarily work?

Responses

78681	78681	Taylor, TX	78681	75143	78759	Remotely	
All of the above (Realtor)	78664	Austin	78664	78664	78681	78681	
78735	Round Rock	78681	78664	78626	78758	Paramus	78664
78681	78681	78681	78664	78681	78626	78664	78681

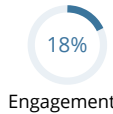


31  
Responses

If employed, which city or zip code do you primarily work?

Responses

78728	78628	78746	Downtown Austin	78701	Mama	78681	78664
67524	Yo	North Austin	78758	Dntwn Austin 78701	Hutto		
North Austin	Round Rock	78665	78753	78681	78664	78664	
78681	78701 Austin	Round rock	78664	78664	78664	Round Rock	
Round Rock	78751	78664	78664	78664	Austin	78681	78664
78664	78752	78754	78701	A	Austin	78664	78717
78664	78681						



47  
Responses

If employed, which city or zip code do you primarily work?

Responses

Austin 78759	78681	Austin	78664	Fun fun fun 78681	RR 78664	
Austin 78758	Georgetown	78664	Round Rock 78681	78758	78758	
78681	78664	78664	78681	Austin 78758	Austin 78754	78664
78723	Round Rock 78681	78750	Cedar park	78681	78681	78681
Round rock78665	Round Rock	Austin 78717	RR 78764	78728		
Round Rock 78665	78681	78664	78701	78681	78626	78664
78681	78701	78681	78664	78665	78681	78721



47  
Responses