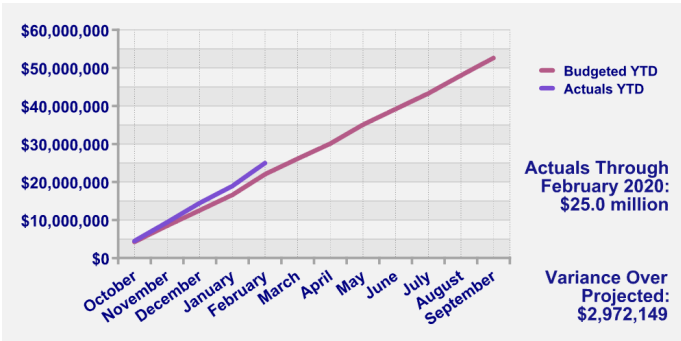




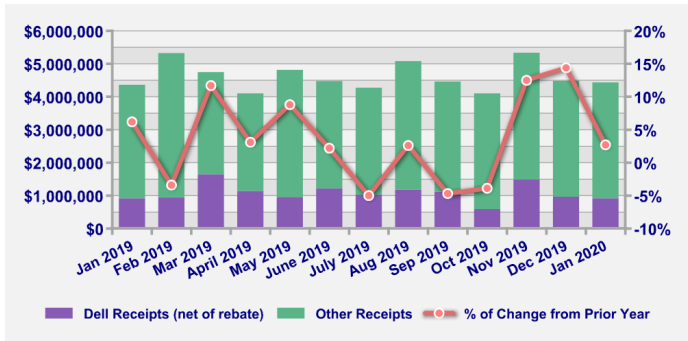
Round Rock by the Numbers

FY 2019/20 - First Quarter - 12/31/2019

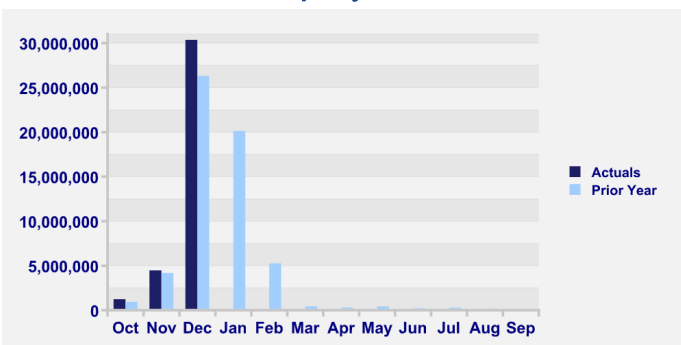
Sales Tax Actuals vs. Projections - Gen Fund Only



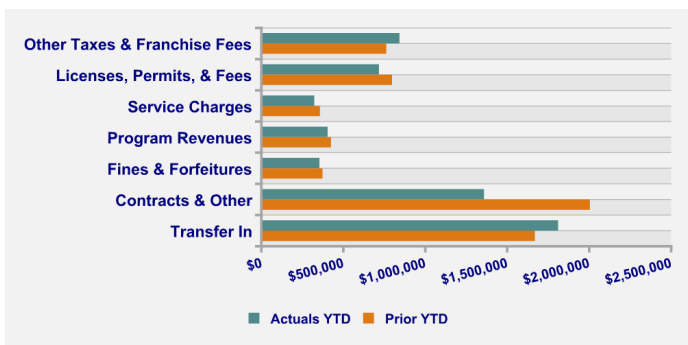
Rolling 12 Month - General Fund Sales Tax



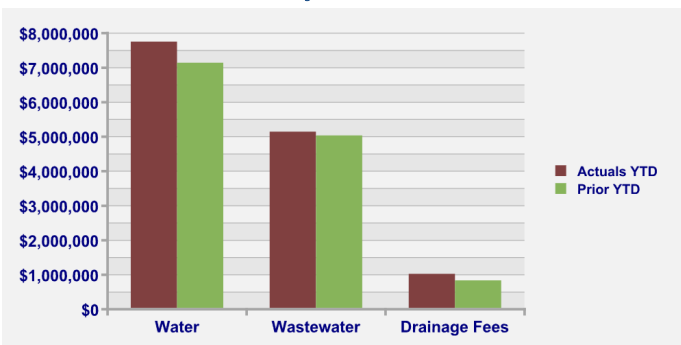
Property Taxes



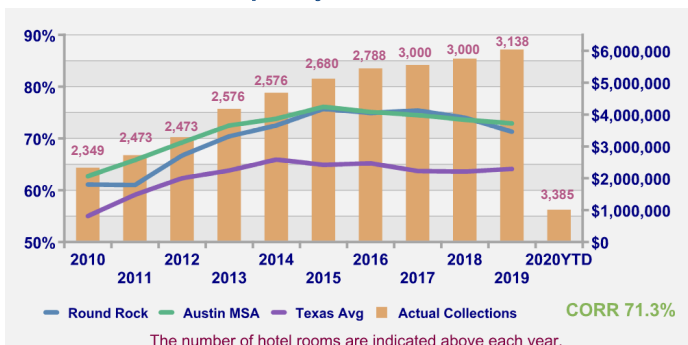
Other General Fund Revenues



Utility Revenues



Hotel Occupancy Rates and Revenues



Notes & Comments

- Sales tax receipts through February (on sales through December) are up 9.1% over the prior year-to-date, largely because Dell receipts are trending 20.8% over the prior year-to-date.
- Most property tax collections occur from November through January each year. Collections have been strong in 2019/20, up 14.9% from prior year, and staff expects budget to be met.
- Utility revenues are trending in line with budget over the first three months of the fiscal year.
- Hotel occupancy tax and Venue tax revenues are trending in line with budget over the first three months of the fiscal year. The occupancy rate for the third quarter of 2019 is 71.3%, up from 70.8% in the third quarter of 2018.
- General Fund revenues appear to be trending on budget overall.
 - Other Taxes & Franchise Fees are up because of growth in Mixed Beverage Taxes resulting from new restaurants
 - Licenses, Permits, & Fees are down because of the seasonal variability in development-related permit revenues
 - Fines & Forfeitures are down slightly due to a decrease in ticket counts compared to the first quarter in FY2019. Ticket counts last year were the highest since 2010-2011.
 - Contracts and Other are down because the Fire Opioid grant from last year does not continue into FY 2020.



Round Rock by the Numbers

FY 2019/20 - Annual Facts

Tax Information

| | 2019/20 | 2018/19 |
|-----------------------------------|------------|---------|
| Population | 119,371 | 116,120 |
| Property Tax Rate | \$ 0.43900 | 0.42000 |
| M&O .313509 Debt .125491 | | |
| Median Home Value | \$ 255,198 | 241,538 |
| Taxable Property Value (billions) | \$ 14.6 | 13.6 |
| Property Tax per Capita | \$ 540.48 | 491.91 |

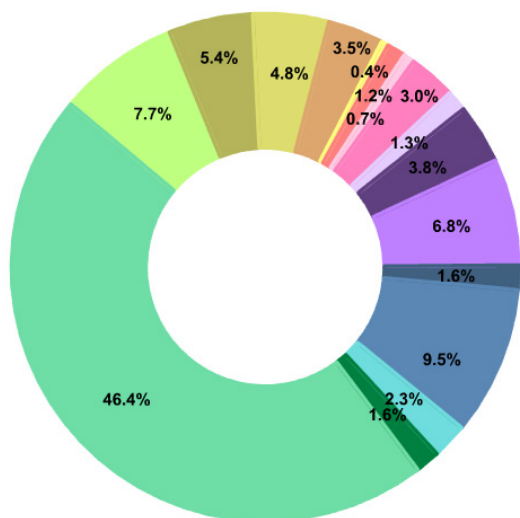
Taxing Entities

| | | |
|---------------------------------------|-----------|---------------|
| CORR | \$ | 0.4390 |
| Williamson County | \$ | 0.4587 |
| RRISD | \$ | 1.2348 |
| ACC | \$ | 0.1049 |
| Upper Brushy Creek | \$ | 0.0200 |
| Total Tax Rate (includes CORR) | \$ | 2.2574 |

Top 10 Property Taxpayers (sorted by rank as of Oct 2019)

- Dell Computer Holdings LP
- CPG RR, LP (Premium Outlets)
- Baltgem (La Frontera Village)
- CMF 15 Portfolio (Col. Grand Apt)
- 2811 La Frontera LP (The District on La Frontera Apts)
- Fisher-Rosemount Systems Inc. (Emerson)
- Dell Computer Corp.
- Columbia/St. David Healthcare
- BT - OH LLV (UPS)
- FST La Frontera (La Frontera)

Total Adopted Budget 2019/20 - \$444.7 million



Debt Information

| | | |
|----------------------|-------|-----|
| GO Bond Rating: | S & P | AAA |
| Utility Bond Rating: | S & P | AAA |

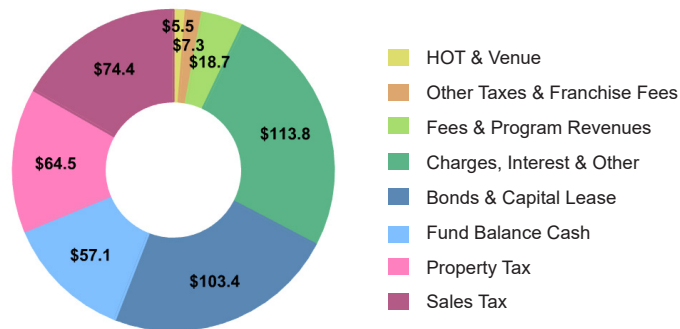
Outstanding as of 9/30/2019 (millions)

| | | |
|--------------------|----|------------|
| GO & CO Bonds | \$ | 210.3 |
| Capital Lease | \$ | 9.0 |
| Utility / Drainage | \$ | 66.6 / 6.7 |
| HOT | \$ | 3.4 |
| Sports Center | \$ | 7.0 |
| Type B | \$ | 31.5 |

City Employees

| | 1019.20 | Dept Total |
|-----------------------------|------------------|------------|
| FTEs | | |
| Sworn Police* | 180 | 257.98 |
| Firefighters | 153 | 163.00 |
| *School Resource Officers - | 10 SROs + 2 Sgts | |

Total Revenues & Funding Sources 2019/20 - \$444.7 million



| | (millions) |
|------------------------------|------------|
| Police | \$ 34.3 |
| Fire | \$ 23.9 |
| Fiscal Support Services | \$ 21.5 |
| Transportation | \$ 15.8 |
| Communication | \$ 1.9 |
| General Services | \$ 5.3 |
| Library | \$ 3.1 |
| Parks and Recreation | \$ 13.4 |
| Planning and Development | \$ 5.9 |
| Support Services | \$ 16.9 |
| Water/Wastewater/Drainage | \$ 30.2 |
| Sports Management | \$ 7.0 |
| Debt Principal & Interest | \$ 42.0 |
| Administrative Charges | \$ 10.0 |
| General SFC | \$ 6.9 |
| Capital Improvement Projects | \$ 206.6 |