



QUARTERLY INVESTMENT REPORT

For the Quarter Ended

December 31, 2020

Prepared by
Valley View Consulting, L.L.C.

The investment portfolio of the City of Round Rock, Texas is in compliance with the Public Funds Investment Act and the Investment Policy and Strategies.

signatures withheld for security purposes

Chief Financial Officer

signatures withheld for security purposes

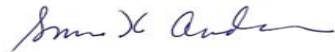
Deputy Chief Financial Officer

signatures withheld for security purposes

Accounting Manager

signatures withheld for security purposes

Treasury Accountant



Valley View Consulting, LLC

Dated

Disclaimer: These reports were compiled using information provided by the City. No procedures were performed to test the accuracy or completeness of this information. The market values included in these reports were obtained by Valley View Consulting, L.L.C. from sources believed to be accurate and represent proprietary valuation. Due to market fluctuations these levels are not necessarily reflective of current liquidation values. Yield calculations are not determined using standard performance formulas, are not representative of total return yields and do not account for investment advisor fees.

Summary Holdings by Investment Category (Security Sector)

December 31, 2020

Description	YTM @ Cost	Book Value	Market Value
Cash	0.19%	\$ 5,294,914	\$ 5,294,914
Certificates of Deposit	1.42%	248,009,389	248,009,389
Local Government Investment Pool	0.09%	35,754,834	35,754,834
Money Market Accounts	0.37%	54,110,848	54,110,848
Municipal	0.50%	21,480,906	21,501,142
Total / Average	1.06%	\$ 364,650,890	\$ 364,671,127

September 30, 2020

Description	YTM @ Cost	Book Value	Market Value
Cash	0.17%	\$ 5,805,957	\$ 5,805,957
Certificates of Deposit	1.77%	251,459,497	251,459,497
Local Government Investment Pool	0.15%	19,222,939	19,222,939
Money Market Accounts	0.37%	57,904,552	57,904,552
Municipal	0.58%	16,308,884	16,339,160
US Agency	2.87%	5,999,985	6,006,319
Total / Average	1.39%	\$ 356,701,813	\$ 356,738,424

Average Yield

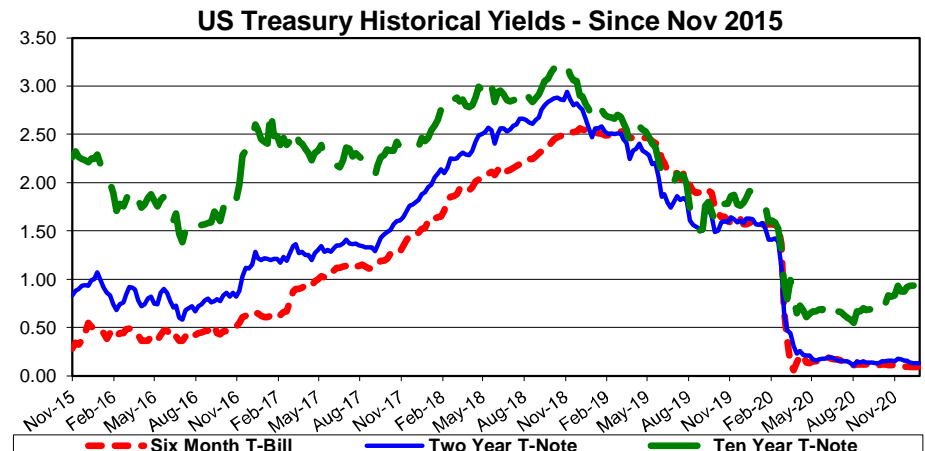
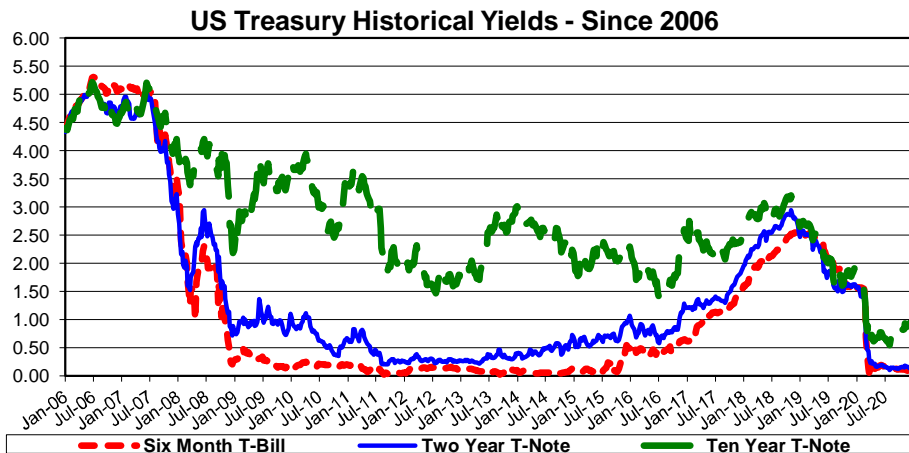
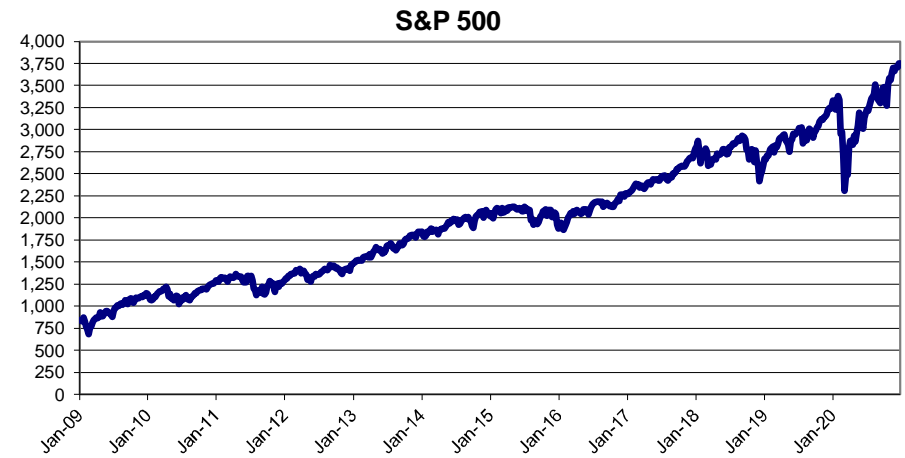
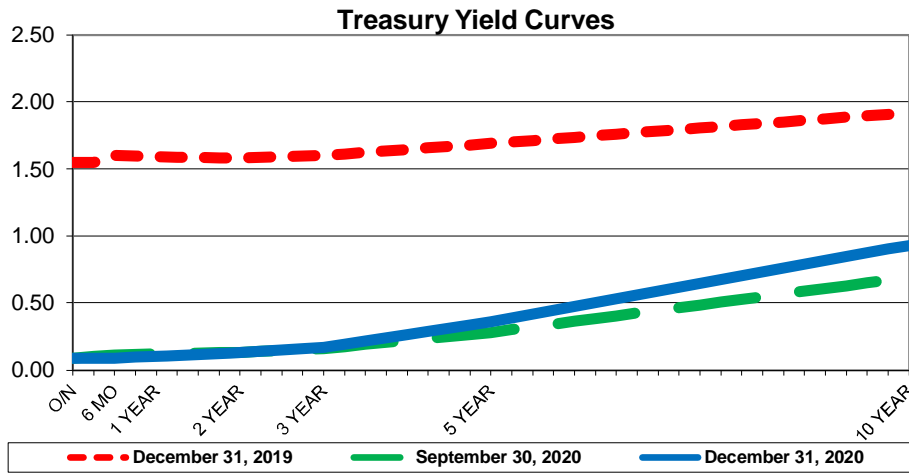
	Current Quarter (1)	Fiscal Year-to-Date (2)
Total Portfolio	1.06%	1.06%
TexPool Yield	0.09%	0.09%
Rolling Three Mo. Treas. Yield	0.09%	0.09%
Rolling Six Mo. Treas. Yield	0.11%	0.11%
Rolling 1 Yr. Treas. Yield	0.36%	0.36%
Rolling 2 Yr. Treas. Yield	1.17%	1.17%
Investment Income (3)		
Interest Income (Approximate)	\$ 1,102,529	\$ 1,102,529
WAM at 12/31/2020 Policy WAM Max		
Total Portfolio	195 days	540 days
Pooled Funds	201 days	540 days

(1) Average Yield calculated using quarter end report yields and adjusted book values and does not reflect a total return analysis or account for advisory fees.

(2) Fiscal Year-to-Date Average Yields calculated using quarter end report yields and adjusted book values and does not reflect a total return analysis or account for advisory fees.

(3) Investment Income includes coupon interest, accrued interest, and discount and premium amortization.

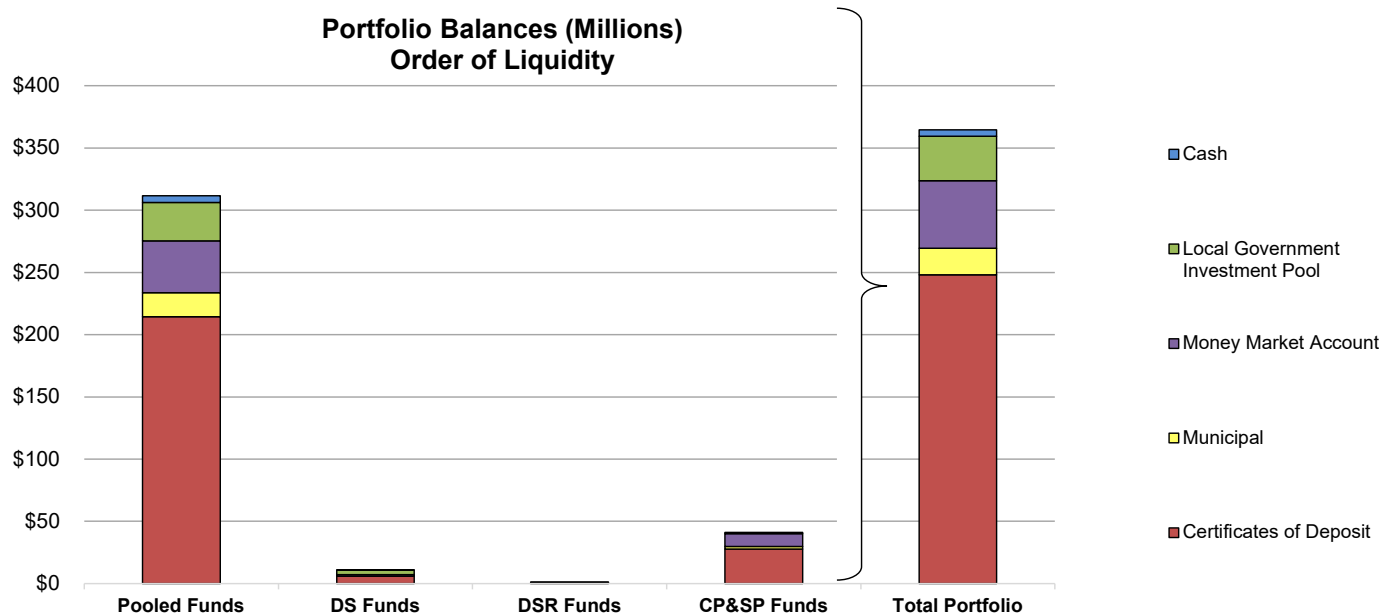
The Federal Open Market Committee (FOMC) maintained the Fed Funds target range at 0.00% to 0.25% (Effective Fed Funds are trading +/-0.10%), and projected that reduced rates could remain into 2024. Second estimate of Third Quarter GDP was finalized at +33.4%, but still remains 3.5% below pre-pandemic levels. Crude oil traded above \$50 per barrel. Employment/ Unemployment continues modest improvement. The Stock Markets reached new highs. Housing continues adding positive economic activity. Additional fiscal stimulus passed and was signed by the President. The Yield Curve steepened slightly from last quarter end.



Holdings by Investment Category

December 31, 2020

Description	Pooled Funds		Debt Service Funds		Debt Service Reserve Funds		Capital Project & Special Purpose Funds		Total Portfolio	
	Book Value	% of Portfolio	Book Value	% of Portfolio	Book Value	% of Portfolio	Book Value	% of Portfolio	Book Value	% of Portfolio
Cash	\$ 5,289,338	1%	\$ 5,575	0%	\$ -	0%	\$ -	0%	\$ 5,294,914	1%
Certificates of Deposit	214,354,199	59%	6,001,726	2%	-	0%	27,653,464	8%	248,009,389	68%
Investment Pools	30,782,690	8%	3,446,790	1%	348,731	0%	1,176,623	0%	35,754,834	10%
Money Market Accounts	41,772,809	11%	1,287,232	0%	854,679	0%	10,196,127	3%	54,110,848	15%
Municipal	19,280,906	5%	-	0%	-	0%	2,200,000	1%	21,480,906	6%
Total / Average	\$ 311,479,942	85%	\$ 10,741,324	3%	\$ 1,203,411	0%	\$ 41,226,214	11%	\$ 364,650,890	100%



Investment Holdings by Investment Category

December 31, 2020

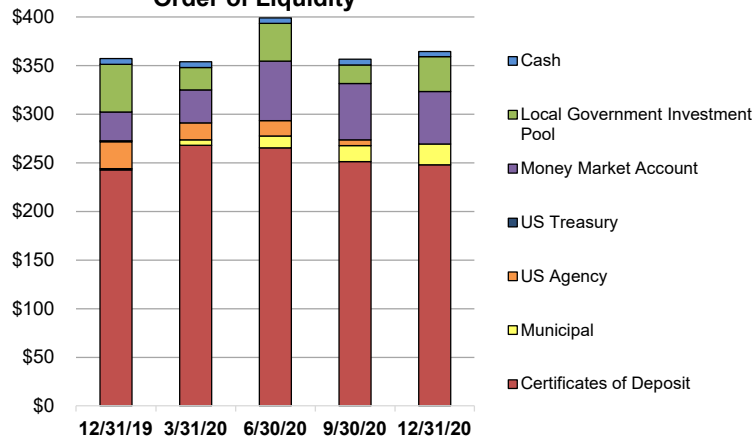
Description	Book Value	% of Portfolio	Portfolio Limitation
Cash	\$ 5,294,914	1.5%	100%
Investment Pools	35,754,834	9.8%	100%
Money Market Accounts	54,110,848	14.8%	75%
Certificates of Deposit	248,009,389	68.0%	85%
Commercial Paper	-	0.0%	10% / 5%
Municipal	21,480,906	5.9%	35% / 5%
US Agency	-	0.0%	Combined
US Treasury	-	0.0%	75%
Total / Average	\$ 364,650,890	100%	PASSED

Quarterly Transactions By Investment Category

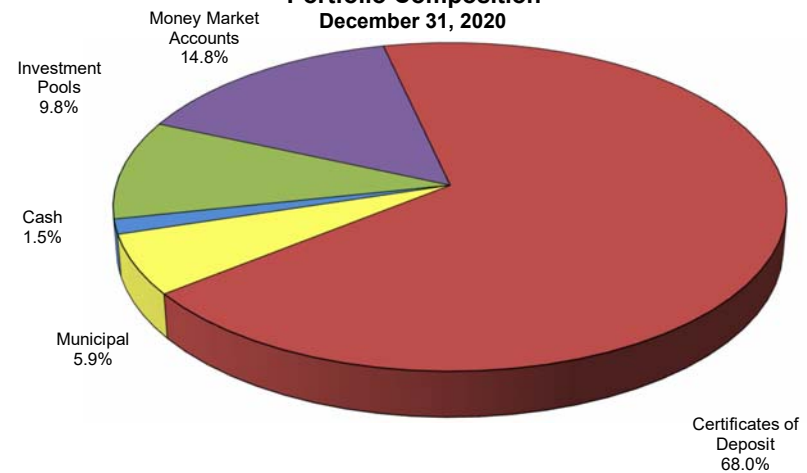
December 31, 2020

Description	Buys	Sells	Maturities	Calls	Interest	Net Cash Equivalent Deposit/(Withdrawal)
Cash	\$ -	\$ -	\$ -	\$ -	\$ -	\$ (511,043)
Investment Pools	-	-	-	-	4,850	16,531,895
Money Markets Accounts	-	-	-	-	52,462	(3,793,704)
Certificates of Deposit	41,036,097	-	44,486,205	-	1,059,271	-
Commercial Paper	-	-	-	-	-	-
Municipal	5,324,065	-	-	-	73,250	-
US Agency	-	-	6,000,000	-	85,800	-
US Treasury	-	-	-	-	-	-
Totals	\$ 46,360,162	\$ -	\$ 50,486,205	\$ -	\$ 1,275,633	\$ 12,227,148

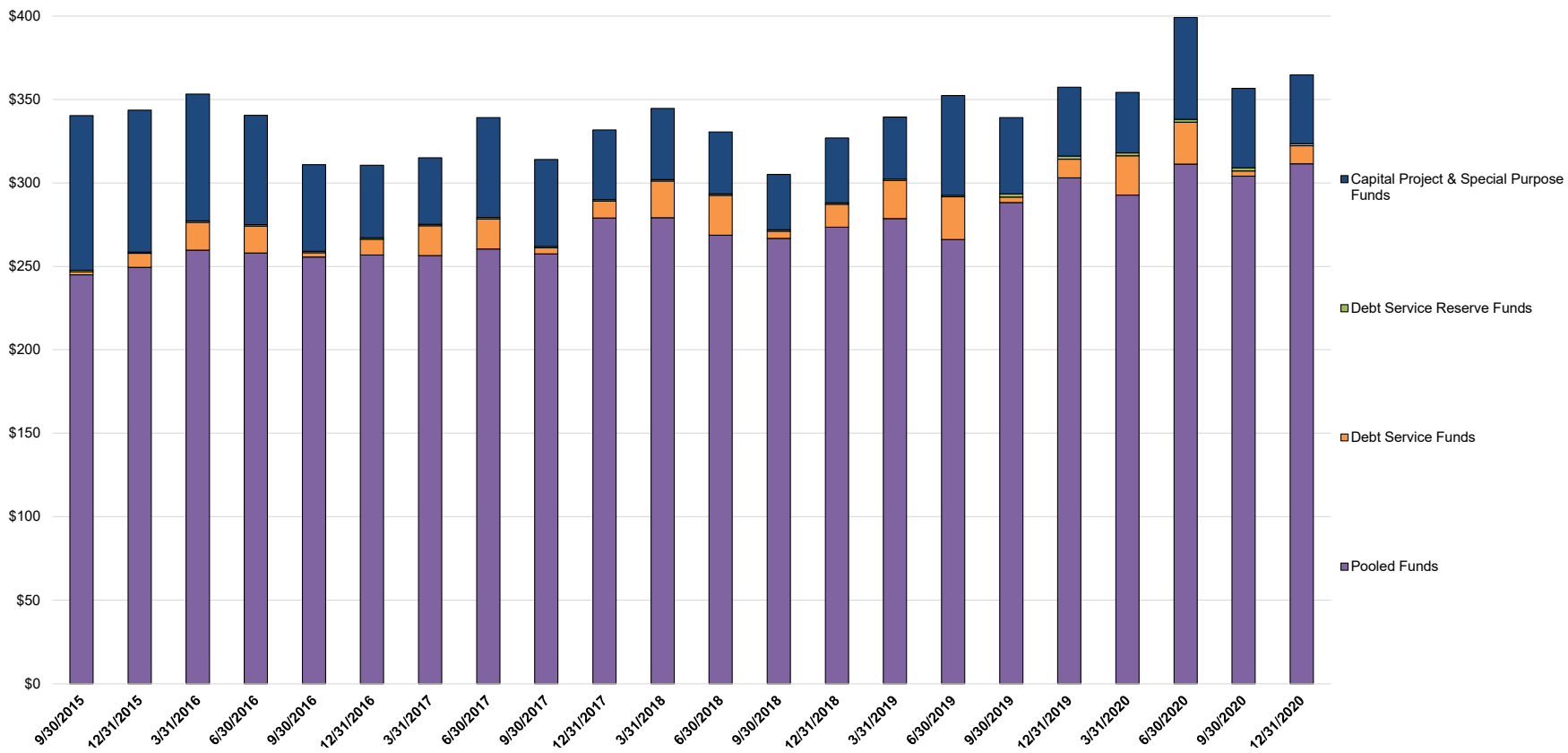
**Portfolio Balances (Millions)
Order of Liquidity**



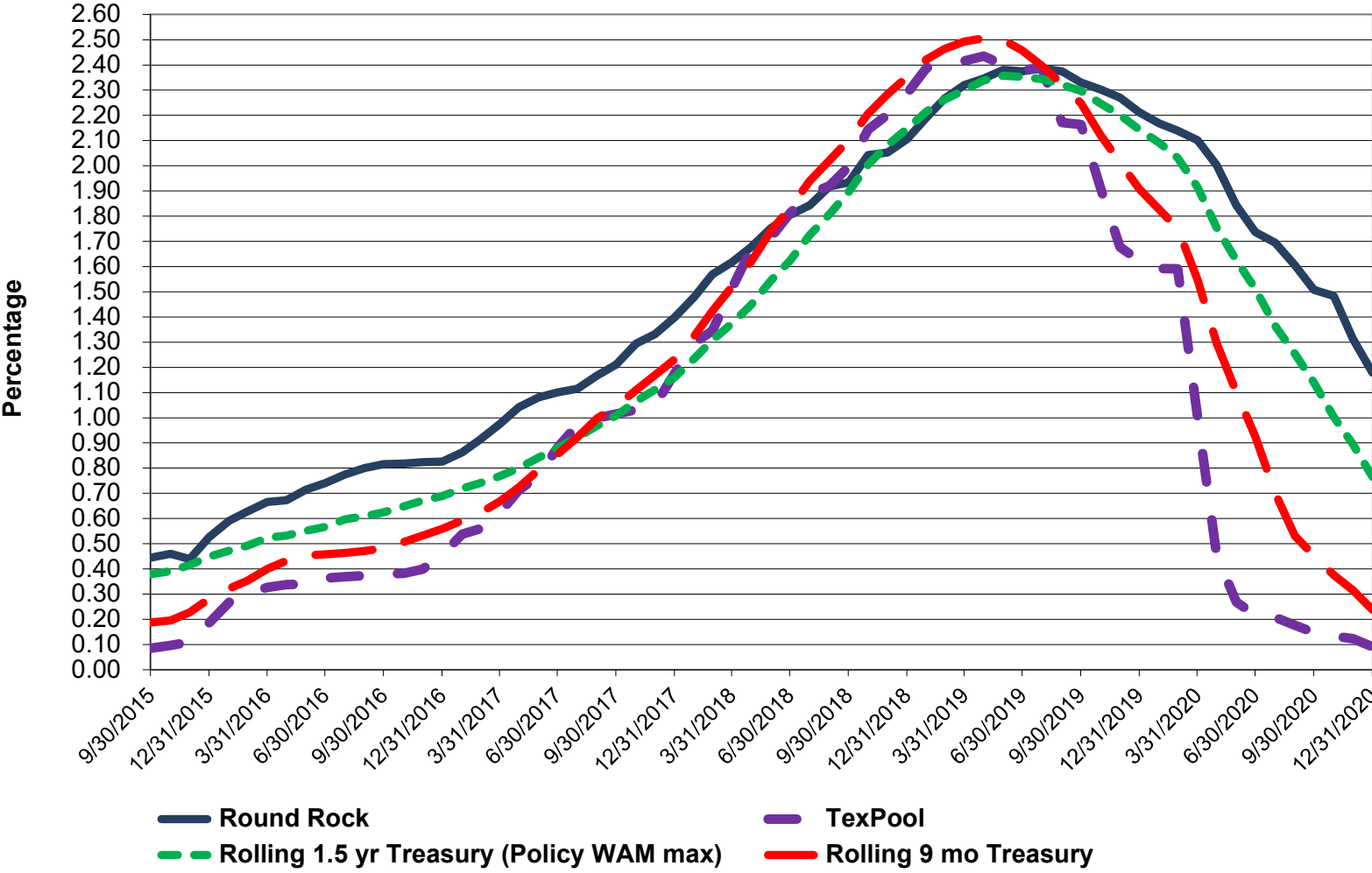
**Portfolio Composition
December 31, 2020**



Portfolio Balances By Fund (Millions)



City of Round Rock Pooled Funds Performance



Holdings by Allocation and Portfolio (Fund)

December 31, 2020

Issuer	Coupon Rate	Credit Rating	Settlement Date	Face Amount/ Shares	Book Value	Market Price	Market Value	Maturity Date	Days to Maturity	YTM @ Book
Fund 000 - Pooled Investments										
NexBank	0.45%		11/29/2016	\$ 35,824,219	\$ 35,824,219	100.00	\$ 35,824,219	N/A	1	0.45%
Veritex Community Bank	0.14%		09/01/2020	5,948,591	5,948,591	100.00	5,948,591	N/A	1	0.14%
JPMorgan Chase	0.19%		09/30/2015	5,289,338	5,289,338	100.00	5,289,338	N/A	1	0.19%
TexSTAR	0.07%	AAA	09/30/2015	200,499	200,499	100.00	200,499	N/A	1	0.07%
TexPool	0.09%	AAA	09/30/2015	29,579,495	29,579,495	100.00	29,579,495	N/A	1	0.09%
TexasDAILY	0.09%	AAA	09/30/2015	1,002,696	1,002,696	100.00	1,002,696	N/A	1	0.09%
Independent Bank	1.85%		10/04/2019	5,093,206	5,093,206	100.00	5,093,206	01/04/2021	4	1.85%
East West Bank	2.78%		01/11/2019	10,564,481	10,564,481	100.00	10,564,481	01/11/2021	11	2.78%
Origin Bank	2.82%		02/12/2019	6,512,643	6,512,643	100.00	6,512,643	02/12/2021	43	2.82%
Cedar Hill ISD Ref-Txbl	0.00%	Aaa-/AAA	11/14/2019	500,000	498,806	99.93	499,640	02/15/2021	46	1.93%
Carrollton Farmers Branch GO	5.00%	Aaa/AAA-	04/09/2020	2,930,000	2,944,770	100.55	2,945,969	02/15/2021	46	0.95%
Goose Creek ISD	5.00%	Aaa-/AAA	11/17/2020	500,000	502,941	100.53	502,655	02/15/2021	46	0.29%
East West Bank	2.71%		02/20/2019	11,044,530	11,044,530	100.00	11,044,530	02/19/2021	50	2.71%
FORT BEND COUNTY-REF	5.00%	Aa1-/AA+	06/17/2020	250,000	251,690	100.74	251,853	03/01/2021	60	0.87%
Prosperity Bank	2.74%		03/01/2019	2,622,914	2,622,914	100.00	2,622,914	03/01/2021	60	2.74%
Independent Bank	1.86%		09/30/2019	5,117,273	5,117,273	100.00	5,117,273	03/30/2021	89	1.86%
Independent Bank	1.80%		10/11/2019	9,163,198	9,163,198	100.00	9,163,198	04/12/2021	102	1.80%
Independent Bank	2.15%		07/22/2019	5,136,111	5,136,111	100.00	5,136,111	04/22/2021	112	2.15%
Allegiance Bank	1.70%		02/10/2020	5,063,904	5,063,904	100.00	5,063,904	05/10/2021	130	1.70%
Independent Bank	0.65%		05/16/2020	5,216,867	5,216,867	100.00	5,216,867	05/17/2021	137	0.65%
BBVA	1.94%		08/27/2019	5,131,113	5,131,113	100.00	5,131,113	05/27/2021	147	1.94%
Bexar County Flood GO Ref	5.00%	Aaa/AAA/AAA	04/07/2020	2,930,000	2,981,462	102.16	2,993,376	06/15/2021	166	1.10%
Veritex Community Bank	1.67%		12/20/2019	5,084,256	5,084,256	100.00	5,084,256	06/21/2021	172	1.67%
BOKF, NA	2.00%		06/27/2019	2,000,000	2,000,000	100.00	2,000,000	06/24/2021	175	2.00%
Veritex Community Bank	1.74%		09/30/2019	5,109,882	5,109,882	100.00	5,109,882	06/30/2021	181	1.74%
BBVA	1.77%		10/03/2019	5,104,085	5,104,085	100.00	5,104,085	07/05/2021	186	1.77%
Independent Bank	2.15%		07/22/2019	5,136,111	5,136,111	100.00	5,136,111	07/22/2021	203	2.15%
R Bank	1.80%		01/27/2020	2,027,207	2,027,207	100.00	2,027,207	07/27/2021	208	1.80%
Denton ISD	0.00%	-/AAA/AAA	12/17/2020	500,000	499,030	99.81	499,070	08/15/2021	227	0.31%
East West Bank	1.64%		11/22/2019	5,092,046	5,092,046	100.00	5,092,046	08/23/2021	235	1.64%
State of TX Transportation	4.00%	MIG1/SP1+/F1+	09/02/2020	9,000,000	9,223,414	102.49	9,224,280	08/26/2021	238	0.20%
BBVA	1.87%		08/27/2019	3,075,794	3,075,794	100.00	3,075,794	08/27/2021	239	1.87%
Security State Bank & Trust	2.09%		09/05/2019	7,184,592	7,184,592	100.00	7,184,592	09/13/2021	256	2.09%
Veritex Community Bank	1.71%		10/03/2019	10,172,574	10,172,574	100.00	10,172,574	10/04/2021	277	1.71%
East West Bank	1.65%		01/27/2020	6,092,929	6,092,929	100.00	6,092,929	10/27/2021	300	1.65%
East West Bank	1.54%		02/18/2020	6,081,043	6,081,043	100.00	6,081,043	11/19/2021	323	1.54%
East West Bank	1.64%		11/22/2019	5,092,046	5,092,046	100.00	5,092,046	11/22/2021	326	1.64%
Independent Bank	0.40%		12/07/2020	8,000,000	8,000,000	100.00	8,000,000	12/07/2021	341	0.40%
Veritex Community Bank	1.67%		12/20/2019	5,084,256	5,084,256	100.00	5,084,256	12/20/2021	354	1.67%
Bank OZK	1.70%		01/28/2020	8,125,785	8,125,785	100.00	8,125,785	01/24/2022	389	1.70%
R Bank	1.75%		01/27/2020	2,026,447	2,026,447	100.00	2,026,447	01/27/2022	392	1.75%
Allegiance Bank	1.59%		02/10/2020	5,059,753	5,059,753	100.00	5,059,753	02/10/2022	406	1.59%
Goose Creek ISD	5.00%	Aaa-/AAA	11/17/2020	400,000	420,920	105.23	420,904	02/15/2022	411	0.33%
East West Bank	1.54%		02/18/2020	5,067,536	5,067,536	100.00	5,067,536	02/18/2022	414	1.54%
FORT BEND COUNTY-REF	5.00%	Aa1-/AA+	06/17/2020	250,000	261,604	105.52	263,793	03/01/2022	425	0.98%
Allegiance Bank	0.40%		06/17/2020	10,019,845	10,019,845	100.00	10,019,845	03/18/2022	442	0.40%
Allegiance Bank	0.45%		06/17/2020	12,026,793	12,026,793	100.00	12,026,793	06/17/2022	533	0.45%
Bank OZK	0.50%		07/09/2020	10,020,976	10,020,976	100.00	10,020,976	07/11/2022	557	0.50%
Denton ISD	0.00%	-/AAA/AAA	12/17/2020	500,000	496,268	99.39	496,925	08/15/2022	592	0.46%
City of Bryan TX	0.45%	-/AA/-	11/19/2020	500,000	500,000	100.17	500,845	08/15/2022	592	0.45%
City of Austin GO	0.27%	Aa1/AAA/AAA	10/06/2020	700,000	700,000	100.17	701,218	09/01/2022	609	0.27%
Prosperity Bank	0.40%		10/15/2020	6,004,001	6,004,001	100.00	6,004,001	10/17/2022	655	0.40%
Bank OZK	0.28%		12/07/2020	5,000,000	5,000,000	100.00	5,000,000	12/07/2022	706	0.28%
Sub Total / Average	1.38%			311,159,036	311,479,942	100.11	311,499,563		201	1.18%

Holdings by Allocation and Portfolio (Fund)

December 31, 2020

Issuer	Coupon Rate	Credit Rating	Settlement Date	Face Amount/ Shares	Book Value	Market Price	Market Value	Maturity Date	Days to Maturity	YTM @ Book
Fund 170 - Interest & Sinking GO Bonds										
TexasDAILY	0.09%	AAAm	04/30/2016	4,761	4,761	100.00	4,761	N/A	1	0.09%
NexBank	0.45%		02/27/2017	1,287,232	1,287,232	100.00	1,287,232	N/A	1	0.45%
TexPool	0.09%	AAAm	09/30/2015	2,306,468	2,306,468	100.00	2,306,468	N/A	1	0.09%
Sub Total / Average	0.22%			3,598,461	3,598,461	100.00	3,598,461		1	0.22%
Fund 210 - Interest & Sinking Debt Service										
JPMorgan Chase	0.19%		09/30/2015	5,575	5,575	100.00	5,575	N/A	1	0.19%
Sub Total / Average	0.19%			5,575	5,575	100.00	5,575		1	0.19%
Fund 459 - 2018 Bond Fund										
TexPool	0.09%	AAAm	12/15/2018	128,632	128,632	100.00	128,632	N/A	1	0.09%
Sub Total / Average	0.09%			128,632	128,632	100.00	128,632		1	0.09%
Fund 462 - 2017 Bond Fund										
TexPool	0.09%	AAAm	05/30/2017	103,509	103,509	100.00	103,509	N/A	1	0.09%
NexBank	0.45%		03/30/2020	1,604,471	1,604,471	100.00	1,604,471	N/A	1	0.45%
Bank OZK	1.15%		03/06/2020	2,521,764	2,521,764	100.00	2,521,764	03/08/2021	67	1.15%
East West Bank	0.33%		10/13/2020	1,100,796	1,100,796	100.00	1,100,796	07/13/2021	194	0.33%
City of Austin GO	0.17%	Aa1/AAA/AAA	10/06/2020	2,200,000	2,200,000	100.03	2,200,616	09/01/2021	244	0.17%
East West Bank	0.26%		12/21/2020	6,000,470	6,000,470	100.00	6,000,470	12/21/2021	355	0.26%
Sub Total / Average	0.44%			13,531,009	13,531,009	100.00	13,531,625		225	0.44%
Fund 465 - 2019 CO Bond Fund										
NexBank	0.45%		06/28/2019	99,326	99,326	100.00	99,326	N/A	1	0.45%
TexPool	0.09%	AAAm	09/01/2020	250,620	250,620	100.00	250,620	N/A	1	0.09%
Veritex Community Bank	0.14%		06/19/2020	8,225,305	8,225,305	100.00	8,225,305	N/A	1	0.14%
Independent Bank	0.60%		06/19/2020	10,030,434	10,030,434	100.00	10,030,434	06/21/2021	172	0.60%
Independent Bank	0.40%		12/07/2020	8,000,000	8,000,000	100.00	8,000,000	12/07/2021	341	0.40%
Sub Total / Average	0.39%			26,605,685	26,605,685	100.00	26,605,685		168	0.39%
Fund 591 - Reserves Fund										
TexPool	0.09%	AAAm	09/30/2015	8,721	8,721	100.00	8,721	N/A	1	0.09%
NexBank	0.45%		04/29/2019	854,679	854,679	100.00	854,679	N/A	1	0.45%
Sub Total / Average	0.45%			863,400	863,400	100.00	863,400		1	0.45%
Fund 592 - Convention Center Debt Service										
East West Bank	0.25%		11/20/2020	1,000,288	1,000,288	100.00	1,000,288	05/20/2021	140	0.25%
Sub Total / Average	0.25%			1,000,288	1,000,288	100.00	1,000,288		140	0.25%
Fund 602 - Interest & Sinking Revenue Bonds										
TexPool	0.09%	AAAm	09/30/2015	1,135,561	1,135,561	100.00	1,135,561	N/A	1	0.09%
East West Bank	0.25%		11/20/2020	5,001,439	5,001,439	100.00	5,001,439	05/20/2021	140	0.25%
Sub Total / Average	0.22%			6,137,000	6,137,000	100.00	6,137,000		114	0.22%
Fund 605 - Kalahari Debt Service Reserve										
TexPool	0.09%	AAAm	08/30/2019	340,011	340,011	100.00	340,011	N/A	1	0.09%
Sub Total / Average	0.09%			340,011	340,011	100.00	340,011		1	0.09%

Holdings by Allocation and Portfolio (Fund)

December 31, 2020

Issuer	Coupon Rate	Credit Rating	Settlement Date	Face Amount/ Shares	Book Value	Market Price	Market Value	Maturity Date	Days to Maturity	YTM @ Book
Fund 863 - Drainage Utility Revenue Bond										
NexBank	0.45%		08/30/2020	267,025	267,025	100.00	267,025	N/A	1	0.45%
TexPool	0.09%	AAAm	10/31/2015	693,862	693,862	100.00	693,862	N/A	1	0.09%
Sub Total / Average	0.19%			960,887	960,887	100.00	960,887		1	0.19%
Total / Average	1.23%			\$ 364,329,984	\$ 364,650,890	100.09	\$ 364,671,127		195	1.06%

Book Value Comparison

December 31, 2020

Issuer	Coupon Rate	Settlement Date	Maturity Date	Beginning Book Value	Total Buys/ Increases	Total Sells/ Decreases	Ending Book Value	Change in Book Value
Fund 000 - Pooled Investments								
JPMorgan Chase	N/A	09/30/2015	N/A	\$ 5,801,132	\$ 216,955	\$ 728,748	\$ 5,289,338	\$ (511,793)
TexPool	N/A	09/30/2015	N/A	9,629,907	27,636,616	7,687,027	29,579,495	19,949,589
TexSTAR	N/A	09/30/2015	N/A	200,452	47	-	200,499	47
TexasDAILY	N/A	09/30/2015	N/A	3,002,274	422	2,000,000	1,002,696	(1,999,578)
NexBank	N/A	11/29/2016	N/A	29,143,556	6,680,663	-	35,824,219	6,680,663
Veritex Community Bank	N/A	09/01/2020	N/A	5,946,057	2,533	-	5,948,591	2,533
East West Bank	2.78%	01/11/2019	10/12/2020	4,196,286	-	4,196,286	-	(4,196,286)
FHLB	2.86%	10/02/2018	10/15/2020	5,999,985	-	6,000,000	-	(5,999,985)
Independent Bank	2.65%	05/01/2019	11/01/2020	5,341,022	35,578	5,376,599	-	(5,341,022)
Prosperity Bank	3.05%	11/16/2018	11/16/2020	5,287,228	13,218	5,300,446	-	(5,287,228)
Bank OZK	1.72%	02/14/2020	11/16/2020	5,050,908	7,145	5,058,052	-	(5,050,908)
East West Bank	2.70%	02/20/2019	11/20/2020	5,222,656	11,990	5,234,646	-	(5,222,656)
Independent Bank	2.05%	09/03/2019	12/03/2020	3,062,024	-	3,062,024	-	(3,062,024)
Prosperity Bank	3.05%	12/07/2018	12/07/2020	5,274,017	26,844	5,300,861	-	(5,274,017)
Independent Bank	1.85%	10/04/2019	01/04/2021	5,069,631	23,575	-	5,093,206	23,575
East West Bank	2.78%	01/11/2019	01/11/2021	10,490,716	73,765	-	10,564,481	73,765
Origin Bank	2.82%	02/12/2019	02/12/2021	6,466,678	45,965	-	6,512,643	45,965
Carrollton Farmers Branch GO	5.00%	04/09/2020	02/15/2021	2,974,309	-	-	2,944,770	(29,539)
Cedar Hill ISD Ref-Txbl	0.00%	11/14/2019	02/15/2021	496,419	-	-	498,806	2,387
Goose Creek ISD	5.00%	11/17/2020	02/15/2021	-	505,755	-	502,941	502,941
East West Bank	2.71%	02/20/2019	02/19/2021	10,969,348	75,182	-	11,044,530	75,182
FORT BEND COUNTY-REF	5.00%	06/17/2020	03/01/2021	254,281	-	-	251,690	(2,591)
Prosperity Bank	2.74%	03/01/2019	03/01/2021	2,605,126	17,788	-	2,622,914	17,788
Independent Bank	1.86%	09/30/2019	03/30/2021	5,093,716	23,556	-	5,117,273	23,556
Independent Bank	1.80%	10/11/2019	04/12/2021	9,121,925	41,273	-	9,163,198	41,273
Independent Bank	2.15%	07/22/2019	04/22/2021	5,108,503	27,608	-	5,136,111	27,608
Allegiance Bank	1.70%	02/10/2020	05/10/2021	5,042,357	21,547	-	5,063,904	21,547
Independent Bank	0.65%	05/16/2020	05/17/2021	5,208,334	8,533	-	5,216,867	8,533
BBVA	1.94%	08/27/2019	05/27/2021	5,106,423	24,690	-	5,131,113	24,690
Bexar County Flood GO Ref	5.00%	04/07/2020	06/15/2021	3,009,983	-	-	2,981,462	(28,521)
Veritex Community Bank	1.67%	12/20/2019	06/21/2021	5,063,175	21,081	-	5,084,256	21,081
BOKF, NA	2.00%	06/27/2019	06/24/2021	2,000,000	-	-	2,000,000	-
Veritex Community Bank	1.74%	09/30/2019	06/30/2021	5,087,811	22,071	-	5,109,882	22,071
BBVA	1.77%	10/03/2019	07/05/2021	5,081,736	22,349	-	5,104,085	22,349
Independent Bank	2.15%	07/22/2019	07/22/2021	5,108,503	27,608	-	5,136,111	27,608
R Bank	1.80%	01/27/2020	07/27/2021	2,018,031	9,176	-	2,027,207	9,176
Denton ISD	0.00%	12/17/2020	08/15/2021	-	498,970	-	499,030	499,030
East West Bank	1.64%	11/22/2019	08/23/2021	5,071,041	21,005	-	5,092,046	21,005
State of TX Transportation	4.00%	09/02/2020	08/26/2021	9,309,776	-	-	9,223,414	(86,362)
BBVA	1.87%	08/27/2019	08/27/2021	3,061,527	14,267	-	3,075,794	14,267
Security State Bank & Trust	2.09%	09/05/2019	09/13/2021	7,147,475	37,117	-	7,184,592	37,117
Veritex Community Bank	1.71%	10/03/2019	10/04/2021	10,128,917	43,657	-	10,172,574	43,657
East West Bank	1.65%	01/27/2020	10/27/2021	6,067,643	25,287	-	6,092,929	25,287
East West Bank	1.54%	02/18/2020	11/19/2021	6,057,485	23,558	-	6,081,043	23,558
East West Bank	1.64%	11/22/2019	11/22/2021	5,071,041	21,005	-	5,092,046	21,005
Independent Bank	0.40%	12/07/2020	12/07/2021	-	8,000,000	-	8,000,000	8,000,000
Veritex Community Bank	1.67%	12/20/2019	12/20/2021	5,063,175	21,081	-	5,084,256	21,081
Bank OZK	1.70%	01/28/2020	01/24/2022	8,091,422	34,363	-	8,125,785	34,363
R Bank	1.75%	01/27/2020	01/27/2022	2,017,528	8,919	-	2,026,447	8,919
Allegiance Bank	1.59%	02/10/2020	02/10/2022	5,039,611	20,142	-	5,059,753	20,142
Goose Creek ISD	5.00%	11/17/2020	02/15/2022	-	423,160	-	420,920	420,920
East West Bank	1.54%	02/18/2020	02/18/2022	5,047,904	19,632	-	5,067,536	19,632
FORT BEND COUNTY-REF	5.00%	06/17/2020	03/01/2022	264,116	-	-	261,604	(2,512)
Allegiance Bank	0.40%	06/17/2020	03/18/2022	10,009,863	9,982	-	10,019,845	9,982
Allegiance Bank	0.45%	06/17/2020	06/17/2022	12,013,315	13,478	-	12,026,793	13,478
Bank OZK	0.50%	07/09/2020	07/11/2022	10,008,495	12,482	-	10,020,976	12,482
City of Bryan TX	0.45%	11/19/2020	08/15/2022	-	500,000	-	500,000	500,000

Book Value Comparison

December 31, 2020

Issuer	Coupon Rate	Settlement Date	Maturity Date	Beginning Book Value	Total Buys/ Increases	Total Sells/ Decreases	Ending Book Value	Change in Book Value
Denton ISD	0.00%	12/17/2020	08/15/2022	-	496,180	-	496,268	496,268
City of Austin GO	0.27%	10/06/2020	09/01/2022	-	700,000	-	700,000	700,000
Prosperity Bank	0.40%	10/15/2020	10/17/2022	-	6,004,001	-	6,004,001	6,004,001
Bank OZK	0.28%	12/07/2020	12/07/2022	-	5,000,000	-	5,000,000	5,000,000
Sub Total/Average Fund 000 - Pooled Investments				304,004,842	57,571,818	49,944,690	311,479,942	7,475,100
Fund 170 - Interest & Sinking GO Bonds								
TexPool	N/A	09/30/2015	N/A	94,265	2,212,203	-	2,306,468	2,212,203
TexasDAILY	N/A	04/30/2016	N/A	4,759	1	-	4,761	1
NexBank	N/A	02/27/2017	N/A	1,833,090	1,459	547,317	1,287,232	(545,858)
Sub Total/Average Fund 170 - Interest & Sinking GO Bonds				1,932,114	2,213,663	547,317	3,598,461	1,666,346
Fund 210 - Interest & Sinking Debt Service								
JPMorgan Chase	N/A	09/30/2015	N/A	4,825	750	-	5,575	750
Sub Total/Average Fund 210 - Interest & Sinking Debt Service				4,825	750	-	5,575	750
Fund 459 - 2018 Bond Fund								
TexPool	N/A	12/15/2018	N/A	159,670	73	31,111	128,632	(31,038)
Sub Total/Average Fund 459 - 2018 Bond Fund				159,670	73	31,111	128,632	(31,038)
Fund 462 - 2017 Bond Fund								
TexPool	N/A	05/30/2017	N/A	3,386,397	103,534	3,386,422	103,509	(3,282,888)
NexBank	N/A	03/30/2020	N/A	2,169,287	2,177	566,993	1,604,471	(564,816)
Southside Bank	1.70%	12/19/2019	12/21/2020	6,077,178	-	6,077,178	-	(6,077,178)
Bank OZK	1.15%	03/06/2020	03/08/2021	2,514,541	7,223	-	2,521,764	7,223
East West Bank	0.33%	10/13/2020	07/13/2021	-	1,100,796	-	1,100,796	1,100,796
City of Austin GO	0.17%	10/06/2020	09/01/2021	-	2,200,000	-	2,200,000	2,200,000
East West Bank	0.26%	12/21/2020	12/21/2021	-	6,000,470	-	6,000,470	6,000,470
Sub Total/Average Fund 462 - 2017 Bond Fund				14,147,403	9,414,199	10,030,593	13,531,009	(616,394)
Fund 465 - 2019 CO Bond Fund								
TexPool	N/A	09/01/2020	N/A	250,547	73	-	250,620	73
NexBank	N/A	06/28/2019	N/A	5,624,913	2,225	5,527,812	99,326	(5,525,587)
Veritex Community Bank	N/A	06/19/2020	N/A	12,066,812	4,660	3,846,167	8,225,305	(3,841,507)
Independent Bank	2.52%	06/05/2019	12/05/2020	4,127,901	-	4,127,901	-	(4,127,901)
Independent Bank	0.60%	06/19/2020	06/21/2021	10,015,452	14,982	-	10,030,434	14,982
Independent Bank	0.40%	12/07/2020	12/07/2021	-	8,000,000	-	8,000,000	8,000,000
Sub Total/Average Fund 465 - 2019 CO Bond Fund				32,085,625	8,021,939	13,501,880	26,605,685	(5,479,940)
Fund 591 - Reserves Fund								
TexPool	N/A	09/30/2015	N/A	8,718	2	-	8,721	2
NexBank	N/A	04/29/2019	N/A	853,711	969	-	854,679	969
Sub Total/Average Fund 591 - Reserves Fund				862,429	971	-	863,400	971
Fund 592 - Convention Center Debt Service								
East West Bank	0.25%	11/20/2020	05/20/2021	-	1,000,288	-	1,000,288	1,000,288
Sub Total/Average Fund 592 - Convention Center Debt Service				-	1,000,288	-	1,000,288	1,000,288
Fund 602 - Interest & Sinking Revenue Bonds								
TexPool	N/A	09/30/2015	N/A	1,271,850	462	136,751	1,135,561	(136,289)
East West Bank	0.25%	11/20/2020	05/20/2021	-	5,001,439	-	5,001,439	5,001,439
Sub Total/Average Fund 602 - Interest & Sinking Revenue Bonds				1,271,850	5,001,901	136,751	6,137,000	4,865,150
Fund 605 - Kalahari Debt Service Reserve								
TexPool	N/A	08/30/2019	N/A	984,330	179	644,499	340,011	(644,319)
Sub Total/Average Fund 605 - Kalahari Debt Service Reserve				984,330	179	644,499	340,011	(644,319)

Book Value Comparison

December 31, 2020

Issuer	Coupon Rate	Settlement Date	Maturity Date	Beginning Book Value	Total Buys/ Increases	Total Sells/ Decreases	Ending Book Value	Change in Book Value
Fund 863 - Drainage Utility Revenue Bond								
TexPool	N/A	10/31/2015	N/A	229,769	546,853	82,760	693,862	464,093
NexBank	N/A	08/30/2020	N/A	267,127	303	404	267,025	(101)
Bank OZK	0.58%	05/01/2020	11/02/2020	751,828	383	752,211	-	(751,828)
Sub Total/Average Fund 863 - Drainage Utility Revenue Bond				1,248,724	547,539	835,376	960,887	(287,837)
Total / Average				\$ 356,701,813	\$ 83,773,321	\$ 75,672,217	\$ 364,650,890	\$ 6,948,789

Market Value Comparison

December 31, 2020

Issuer	Coupon Rate	Settlement Date	Maturity Date	Beginning Market Value	Total Buys/ Increases	Total Sells/ Decreases	Ending Market Value	Change in Market Value
Fund 000 - Pooled Investments								
JPMorgan Chase	N/A	09/30/2015	N/A	\$ 5,801,132	\$ 216,955	\$ 728,748	\$ 5,289,338	\$ -
TexPool	N/A	09/30/2015	N/A	9,629,907	27,636,616	7,687,027	29,579,495	-
TexSTAR	N/A	09/30/2015	N/A	200,452	47	-	200,499	-
TexasDAILY	N/A	09/30/2015	N/A	3,002,274	422	2,000,000	1,002,696	-
NexBank	N/A	11/29/2016	N/A	29,143,556	6,680,663	-	35,824,219	-
Veritex Community Bank	N/A	09/01/2020	N/A	5,946,057	2,533	-	5,948,591	-
East West Bank	2.78%	01/11/2019	10/12/2020	4,196,286	-	4,196,286	-	-
FHLB	2.86%	10/02/2018	10/15/2020	6,006,319	-	6,000,000	-	(6,319)
Independent Bank	2.65%	05/01/2019	11/01/2020	5,341,022	35,578	5,376,599	-	-
Prosperity Bank	3.05%	11/16/2018	11/16/2020	5,287,228	13,218	5,300,446	-	-
Bank OZK	1.72%	02/14/2020	11/16/2020	5,050,908	7,145	5,058,052	-	-
East West Bank	2.70%	02/20/2019	11/20/2020	5,222,656	11,990	5,234,646	-	-
Independent Bank	2.05%	09/03/2019	12/03/2020	3,062,024	-	3,062,024	-	-
Prosperity Bank	3.05%	12/07/2018	12/07/2020	5,274,017	26,844	5,300,861	-	-
Independent Bank	1.85%	10/04/2019	01/04/2021	5,069,631	23,575	-	5,093,206	-
East West Bank	2.78%	01/11/2019	01/11/2021	10,490,716	73,765	-	10,564,481	-
Origin Bank	2.82%	02/12/2019	02/12/2021	6,466,678	45,965	-	6,512,643	-
Carrollton Farmers Branch GO	5.00%	04/09/2020	02/15/2021	2,982,681	-	-	2,945,969	(36,713)
Cedar Hill ISD Ref-Txbl	0.00%	11/14/2019	02/15/2021	497,825	-	-	499,640	1,815
Goose Creek ISD	5.00%	11/17/2020	02/15/2021	-	505,755	-	502,655	(3,100)
East West Bank	2.71%	02/20/2019	02/19/2021	10,969,348	75,182	-	11,044,530	-
FORT BEND COUNTY-REF	5.00%	06/17/2020	03/01/2021	254,628	-	-	251,853	(2,775)
Prosperity Bank	2.74%	03/01/2019	03/01/2021	2,605,126	17,788	-	2,622,914	-
Independent Bank	1.86%	09/30/2019	03/30/2021	5,093,716	23,556	-	5,117,273	-
Independent Bank	1.80%	10/11/2019	04/12/2021	9,121,925	41,273	-	9,163,198	-
Independent Bank	2.15%	07/22/2019	04/22/2021	5,108,503	27,608	-	5,136,111	-
Allegiance Bank	1.70%	02/10/2020	05/10/2021	5,042,357	21,547	-	5,063,904	-
Independent Bank	0.65%	05/16/2020	05/17/2021	5,208,334	8,533	-	5,216,867	-
BBVA	1.94%	08/27/2019	05/27/2021	5,106,423	24,690	-	5,131,113	-
Bexar County Flood GO Ref	5.00%	04/07/2020	06/15/2021	3,030,206	-	-	2,993,376	(36,830)
Veritex Community Bank	1.67%	12/20/2019	06/21/2021	5,063,175	21,081	-	5,084,256	-
BOKF, NA	2.00%	06/27/2019	06/24/2021	2,000,000	-	-	2,000,000	-
Veritex Community Bank	1.74%	09/30/2019	06/30/2021	5,087,811	22,071	-	5,109,882	-
BBVA	1.77%	10/03/2019	07/05/2021	5,081,736	22,349	-	5,104,085	-
Independent Bank	2.15%	07/22/2019	07/22/2021	5,108,503	27,608	-	5,136,111	-
R Bank	1.80%	01/27/2020	07/27/2021	2,018,031	9,176	-	2,027,207	-
Denton ISD	0.00%	12/17/2020	08/15/2021	-	498,970	-	499,070	100
East West Bank	1.64%	11/22/2019	08/23/2021	5,071,041	21,005	-	5,092,046	-
State of TX Transportation	4.00%	09/02/2020	08/26/2021	9,308,340	-	-	9,224,280	(84,060)
BBVA	1.87%	08/27/2019	08/27/2021	3,061,527	14,267	-	3,075,794	-
Security State Bank & Trust	2.09%	09/05/2019	09/13/2021	7,147,475	37,117	-	7,184,592	-
Veritex Community Bank	1.71%	10/03/2019	10/04/2021	10,128,917	43,657	-	10,172,574	-
East West Bank	1.65%	01/27/2020	10/27/2021	6,067,643	25,287	-	6,092,929	-
East West Bank	1.54%	02/18/2020	11/19/2021	6,057,485	23,558	-	6,081,043	-
East West Bank	1.64%	11/22/2019	11/22/2021	5,071,041	21,005	-	5,092,046	-
Independent Bank	0.40%	12/07/2020	12/07/2021	-	8,000,000	-	8,000,000	-
Veritex Community Bank	1.67%	12/20/2019	12/20/2021	5,063,175	21,081	-	5,084,256	-
Bank OZK	1.70%	01/28/2020	01/24/2022	8,091,422	34,363	-	8,125,785	-
R Bank	1.75%	01/27/2020	01/27/2022	2,017,528	8,919	-	2,026,447	-
Allegiance Bank	1.59%	02/10/2020	02/10/2022	5,039,611	20,142	-	5,059,753	-
Goose Creek ISD	5.00%	11/17/2020	02/15/2022	-	423,160	-	420,904	(2,256)
East West Bank	1.54%	02/18/2020	02/18/2022	5,047,904	19,632	-	5,067,536	-
FORT BEND COUNTY-REF	5.00%	06/17/2020	03/01/2022	265,480	-	-	263,793	(1,688)
Allegiance Bank	0.40%	06/17/2020	03/18/2022	10,009,863	9,982	-	10,019,845	-
Allegiance Bank	0.45%	06/17/2020	06/17/2022	12,013,315	13,478	-	12,026,793	-
Bank OZK	0.50%	07/09/2020	07/11/2022	10,008,495	12,482	-	10,020,976	-
City of Bryan TX	0.45%	11/19/2020	08/15/2022	-	500,000	-	500,845	845

Market Value Comparison

December 31, 2020

Issuer	Coupon Rate	Settlement Date	Maturity Date	Beginning Market Value	Total Buys/ Increases	Total Sells/ Decreases	Ending Market Value	Change in Market Value
Denton ISD	0.00%	12/17/2020	08/15/2022	-	496,180	-	496,925	745
City of Austin GO	0.27%	10/06/2020	09/01/2022	-	700,000	-	701,218	1,218
Prosperity Bank	0.40%	10/15/2020	10/17/2022	-	6,004,001	-	6,004,001	-
Bank OZK	0.28%	12/07/2020	12/07/2022	-	5,000,000	-	5,000,000	-
Sub Total/Average Fund 000 - Pooled Investments				304,041,453	57,571,818	49,944,690	311,499,563	(169,018)
Fund 170 - Interest & Sinking GO Bonds								
TexPool	N/A	09/30/2015	N/A	94,265	2,212,203	-	2,306,468	-
TexasDAILY	N/A	04/30/2016	N/A	4,759	1	-	4,761	-
NexBank	N/A	02/27/2017	N/A	1,833,090	1,459	547,317	1,287,232	-
Sub Total/Average Fund 170 - Interest & Sinking GO Bonds				1,932,114	2,213,663	547,317	3,598,461	-
Fund 210 - Interest & Sinking Debt Service								
JPMorgan Chase	N/A	09/30/2015	N/A	4,825	750	-	5,575	-
Sub Total/Average Fund 210 - Interest & Sinking Debt Service				4,825	750	-	5,575	-
Fund 459 - 2018 Bond Fund								
TexPool	N/A	12/15/2018	N/A	159,670	73	31,111	128,632	-
Sub Total/Average Fund 459 - 2018 Bond Fund				159,670	73	31,111	128,632	-
Fund 462 - 2017 Bond Fund								
TexPool	N/A	05/30/2017	N/A	3,386,397	103,534	3,386,422	103,509	-
NexBank	N/A	03/30/2020	N/A	2,169,287	2,177	566,993	1,604,471	-
Southside Bank	1.70%	12/19/2019	12/21/2020	6,077,178	-	6,077,178	-	-
Bank OZK	1.15%	03/06/2020	03/08/2021	2,514,541	7,223	-	2,521,764	-
East West Bank	0.33%	10/13/2020	07/13/2021	-	1,100,796	-	1,100,796	-
City of Austin GO	0.17%	10/06/2020	09/01/2021	-	2,200,000	-	2,200,616	616
East West Bank	0.26%	12/21/2020	12/21/2021	-	6,000,470	-	6,000,470	-
Sub Total/Average Fund 462 - 2017 Bond Fund				14,147,403	9,414,199	10,030,593	13,531,625	616
Fund 465 - 2019 CO Bond Fund								
TexPool	N/A	09/01/2020	N/A	250,547	73	-	250,620	-
NexBank	N/A	06/28/2019	N/A	5,624,913	2,225	5,527,812	99,326	-
Veritex Community Bank	N/A	06/19/2020	N/A	12,066,812	4,660	3,846,167	8,225,305	-
Independent Bank	2.52%	06/05/2019	12/05/2020	4,127,901	-	4,127,901	-	-
Independent Bank	0.60%	06/19/2020	06/21/2021	10,015,452	14,982	-	10,030,434	-
Independent Bank	0.40%	12/07/2020	12/07/2021	-	8,000,000	-	8,000,000	-
Sub Total/Average Fund 465 - 2019 CO Bond Fund				32,085,625	8,021,939	13,501,880	26,605,685	-
Fund 591 - Reserves Fund								
TexPool	N/A	09/30/2015	N/A	8,718	2	-	8,721	-
NexBank	N/A	04/29/2019	N/A	853,711	969	-	854,679	-
Sub Total/Average Fund 591 - Reserves Fund				862,429	971	-	863,400	-
Fund 592 - Convention Center Debt Service								
East West Bank	0.25%	11/20/2020	05/20/2021	-	1,000,288	-	1,000,288	-
Sub Total/Average Fund 592 - Convention Center Debt Service				-	1,000,288	-	1,000,288	-
Fund 602 - Interest & Sinking Revenue Bonds								
TexPool	N/A	09/30/2015	N/A	1,271,850	462	136,751	1,135,561	-
East West Bank	0.25%	11/20/2020	05/20/2021	-	5,001,439	-	5,001,439	-
Sub Total/Average Fund 602 - Interest & Sinking Revenue Bonds				1,271,850	5,001,901	136,751	6,137,000	-
Fund 605 - Kalahari Debt Service Reserve								
TexPool	N/A	08/30/2019	N/A	984,330	179	644,499	340,011	-
Sub Total/Average Fund 605 - Kalahari Debt Service Reserve				984,330	179	644,499	340,011	-

Market Value Comparison

December 31, 2020

Issuer	Coupon Rate	Settlement Date	Maturity Date	Beginning Market Value	Total Buys/ Increases	Total Sells/ Decreases	Ending Market Value	Change in Market Value
Fund 863 - Drainage Utility Revenue Bond								
TexPool	N/A	10/31/2015	N/A	229,769	546,853	82,760	693,862	-
NexBank	N/A	08/30/2020	N/A	267,127	303	404	267,025	-
Bank OZK	0.58%	05/01/2020	11/02/2020	751,828	383	752,211	-	-
Sub Total/Average Fund 863 - Drainage Utility Revenue Bond				1,248,724	547,539	835,376	960,887	-
Total / Average				\$ 356,738,424	\$ 83,773,321	\$ 75,672,217	\$ 364,671,127	\$ (168,402)

Holdings by Allocation and Portfolio (Fund)

September 30, 2020

Issuer	Coupon Rate	Credit Rating	Settlement Date	Face Amount/ Shares	Book Value	Market Price	Market Value	Maturity Date	Days to Maturity	YTM @ Book
Fund 000 - Pooled Investments										
NexBank	0.45%		11/29/2016	\$ 29,143,556	\$ 29,143,556	100.00	\$ 29,143,556	N/A	1	0.45%
Veritex Community Bank	0.20%		09/01/2020	5,946,057	5,946,057	100.00	5,946,057	N/A	1	0.20%
JPMorgan Chase	0.17%		09/30/2015	5,801,132	5,801,132	100.00	5,801,132	N/A	1	0.17%
TexSTAR	0.13%	AAA	09/30/2015	200,452	200,452	100.00	200,452	N/A	1	0.13%
TexPool	0.15%	AAA	09/30/2015	9,629,907	9,629,907	100.00	9,629,907	N/A	1	0.15%
TexasDAILY	0.14%	AAA	09/30/2015	3,002,274	3,002,274	100.00	3,002,274	N/A	1	0.14%
East West Bank	2.78%		01/11/2019	4,196,286	4,196,286	100.00	4,196,286	10/12/2020	12	2.78%
FHLB	2.86%	Aaa/AA+/-	10/02/2018	6,000,000	5,999,985	100.11	6,006,319	10/15/2020	15	2.87%
Independent Bank	2.65%		05/01/2019	5,341,022	5,341,022	100.00	5,341,022	11/01/2020	32	2.65%
Prosperity Bank	3.05%		11/16/2018	5,287,228	5,287,228	100.00	5,287,228	11/16/2020	47	3.05%
Bank OZK	1.72%		02/14/2020	5,050,908	5,050,908	100.00	5,050,908	11/16/2020	47	1.72%
East West Bank	2.70%		02/20/2019	5,222,656	5,222,656	100.00	5,222,656	11/20/2020	51	2.70%
Independent Bank	2.05%		09/03/2019	3,062,024	3,062,024	100.00	3,062,024	12/03/2020	64	2.05%
Prosperity Bank	3.05%		12/07/2018	5,274,017	5,274,017	100.00	5,274,017	12/07/2020	68	3.05%
Independent Bank	1.85%		10/04/2019	5,069,631	5,069,631	100.00	5,069,631	01/04/2021	96	1.85%
East West Bank	2.78%		01/11/2019	10,490,716	10,490,716	100.00	10,490,716	01/11/2021	103	2.78%
Origin Bank	2.82%		02/12/2019	6,466,678	6,466,678	100.00	6,466,678	02/12/2021	135	2.82%
Cedar Hill ISD Ref-Txbl	0.00%	Aaa/-/AAA	11/14/2019	500,000	496,419	99.57	497,825	02/15/2021	138	1.93%
Carrollton Farmers Branch GO	5.00%	Aaa/AAA/-	04/09/2020	2,930,000	2,974,309	101.80	2,982,681	02/15/2021	138	0.95%
East West Bank	2.71%		02/20/2019	10,969,348	10,969,348	100.00	10,969,348	02/19/2021	142	2.71%
FORT BEND COUNTY-REF	5.00%	Aa1/-/AA+	06/17/2020	250,000	254,281	101.85	254,628	03/01/2021	152	0.87%
Prosperity Bank	2.74%		03/01/2019	2,605,126	2,605,126	100.00	2,605,126	03/01/2021	152	2.74%
Independent Bank	1.86%		09/30/2019	5,093,716	5,093,716	100.00	5,093,716	03/30/2021	181	1.86%
Independent Bank	1.80%		10/11/2019	9,121,925	9,121,925	100.00	9,121,925	04/12/2021	194	1.80%
Independent Bank	2.15%		07/22/2019	5,108,503	5,108,503	100.00	5,108,503	04/22/2021	204	2.15%
Allegiance Bank	1.70%		02/10/2020	5,042,357	5,042,357	100.00	5,042,357	05/10/2021	222	1.70%
Independent Bank	0.65%		05/16/2020	5,208,334	5,208,334	100.00	5,208,334	05/17/2021	229	0.65%
BBVA	1.94%		08/27/2019	5,106,423	5,106,423	100.00	5,106,423	05/27/2021	239	1.94%
Bexar County Flood GO Ref	5.00%	Aaa/AAA/AAA	04/07/2020	2,930,000	3,009,983	103.42	3,030,206	06/15/2021	258	1.10%
Veritex Community Bank	1.67%		12/20/2019	5,063,175	5,063,175	100.00	5,063,175	06/21/2021	264	1.67%
BOKF, NA	2.00%		06/27/2019	2,000,000	2,000,000	100.00	2,000,000	06/24/2021	267	2.00%
Veritex Community Bank	1.74%		09/30/2019	5,087,811	5,087,811	100.00	5,087,811	06/30/2021	273	1.74%
BBVA	1.77%		10/03/2019	5,081,736	5,081,736	100.00	5,081,736	07/05/2021	278	1.77%
Independent Bank	2.15%		07/22/2019	5,108,503	5,108,503	100.00	5,108,503	07/22/2021	295	2.15%
R Bank	1.80%		01/27/2020	2,018,031	2,018,031	100.00	2,018,031	07/27/2021	300	1.80%
East West Bank	1.64%		11/22/2019	5,071,041	5,071,041	100.00	5,071,041	08/23/2021	327	1.64%
State of TX Transportation	4.00%	MIG1/SP1+/F1+	09/02/2020	9,000,000	9,309,776	103.43	9,308,340	08/26/2021	330	0.20%
BBVA	1.87%		08/27/2019	3,061,527	3,061,527	100.00	3,061,527	08/27/2021	331	1.87%
Security State Bank & Trust	2.09%		09/05/2019	7,147,475	7,147,475	100.00	7,147,475	09/13/2021	348	2.09%
Veritex Community Bank	1.71%		10/03/2019	10,128,917	10,128,917	100.00	10,128,917	10/04/2021	369	1.71%
East West Bank	1.65%		01/27/2020	6,067,643	6,067,643	100.00	6,067,643	10/27/2021	392	1.65%
East West Bank	1.54%		02/18/2020	6,057,485	6,057,485	100.00	6,057,485	11/19/2021	415	1.54%
East West Bank	1.64%		11/22/2019	5,071,041	5,071,041	100.00	5,071,041	11/22/2021	418	1.64%
Veritex Community Bank	1.67%		12/20/2019	5,063,175	5,063,175	100.00	5,063,175	12/20/2021	446	1.67%
Bank OZK	1.70%		01/28/2020	8,091,422	8,091,422	100.00	8,091,422	01/24/2022	481	1.70%
R Bank	1.75%		01/27/2020	2,017,528	2,017,528	100.00	2,017,528	01/27/2022	484	1.75%
Allegiance Bank	1.59%		02/10/2020	5,039,611	5,039,611	100.00	5,039,611	02/10/2022	498	1.59%
East West Bank	1.54%		02/18/2020	5,047,904	5,047,904	100.00	5,047,904	02/18/2022	506	1.54%
FORT BEND COUNTY-REF	5.00%	Aa1/-/AA+	06/17/2020	250,000	264,116	106.19	265,480	03/01/2022	517	0.98%
Allegiance Bank	0.40%		06/17/2020	10,009,863	10,009,863	100.00	10,009,863	03/18/2022	534	0.40%
Allegiance Bank	0.45%		06/17/2020	12,013,315	12,013,315	100.00	12,013,315	06/17/2022	625	0.45%
Bank OZK	0.50%		07/09/2020	10,008,495	10,008,495	100.00	10,008,495	07/11/2022	649	0.50%
Sub Total / Average	1.70%			303,555,973	304,004,842	100.16	304,041,453		237	1.51%

Holdings by Allocation and Portfolio (Fund)

September 30, 2020

Issuer	Coupon Rate	Credit Rating	Settlement Date	Face Amount/ Shares	Book Value	Market Price	Market Value	Maturity Date	Days to Maturity	YTM @ Book
Fund 170 - Interest & Sinking GO Bonds										
TexasDAILY	0.14%	AAAm	04/30/2016	4,759	4,759	100.00	4,759	N/A	1	0.14%
NexBank	0.45%		02/27/2017	1,833,090	1,833,090	100.00	1,833,090	N/A	1	0.45%
TexPool	0.15%	AAAm	09/30/2015	94,265	94,265	100.00	94,265	N/A	1	0.15%
Sub Total / Average	0.43%			1,932,114	1,932,114	100.00	1,932,114		1	0.43%
Fund 210 - Interest & Sinking Debt Service										
JPMorgan Chase	0.17%		09/30/2015	4,825	4,825	100.00	4,825	N/A	1	0.17%
Sub Total / Average	0.17%			4,825	4,825	100.00	4,825		1	0.17%
Fund 459 - 2018 Bond Fund										
TexPool	0.15%	AAAm	12/15/2018	159,670	159,670	100.00	159,670	N/A	1	0.15%
Sub Total / Average	0.15%			159,670	159,670	100.00	159,670		1	0.15%
Fund 462 - 2017 Bond Fund										
TexPool	0.15%	AAAm	05/30/2017	3,386,397	3,386,397	100.00	3,386,397	N/A	1	0.15%
NexBank	0.45%		03/30/2020	2,169,287	2,169,287	100.00	2,169,287	N/A	1	0.45%
Southside Bank	1.70%		12/19/2019	6,077,178	6,077,178	100.00	6,077,178	12/21/2020	82	1.70%
Bank OZK	1.15%		03/06/2020	2,514,541	2,514,541	100.00	2,514,541	03/08/2021	159	1.15%
Sub Total / Average	1.04%			14,147,403	14,147,403	100.00	14,147,403		64	1.04%
Fund 465 - 2019 CO Bond Fund										
NexBank	0.45%		06/28/2019	5,624,913	5,624,913	100.00	5,624,913	N/A	1	0.45%
TexPool	0.15%	AAAm	09/01/2020	250,547	250,547	100.00	250,547	N/A	1	0.15%
Veritex Community Bank	0.20%		06/19/2020	12,066,812	12,066,812	100.00	12,066,812	N/A	1	0.20%
Independent Bank	2.52%		06/05/2019	4,127,901	4,127,901	100.00	4,127,901	12/05/2020	66	2.52%
Independent Bank	0.60%		06/19/2020	10,015,452	10,015,452	100.00	10,015,452	06/21/2021	264	0.60%
Sub Total / Average	0.67%			32,085,625	32,085,625	100.00	32,085,625		91	0.67%
Fund 591 - Reserves Fund										
TexPool	0.15%	AAAm	09/30/2015	8,718	8,718	100.00	8,718	N/A	1	0.15%
NexBank	0.45%		04/29/2019	853,711	853,711	100.00	853,711	N/A	1	0.45%
Sub Total / Average	0.45%			862,429	862,429	100.00	862,429		1	0.45%
Fund 602 - Interest & Sinking Revenue Bonds										
TexPool	0.15%	AAAm	09/30/2015	1,271,850	1,271,850	100.00	1,271,850	N/A	1	0.15%
Sub Total / Average	0.15%			1,271,850	1,271,850	100.00	1,271,850		1	0.15%
Fund 605 - Kalahari Debt Service Reserve										
TexPool	0.15%	AAAm	08/30/2019	984,330	984,330	100.00	984,330	N/A	1	0.15%
Sub Total / Average	0.15%			984,330	984,330	100.00	984,330		1	0.15%
Fund 863 - Drainage Utility Revenue Bond										
NexBank	0.45%		08/30/2020	267,127	267,127	100.00	267,127	N/A	1	0.45%
TexPool	0.15%	AAAm	10/31/2015	229,769	229,769	100.00	229,769	N/A	1	0.15%
Bank OZK	0.58%		05/01/2020	751,828	751,828	100.00	751,828	11/02/2020	33	0.58%
Sub Total / Average	0.47%			1,248,724	1,248,724	100.00	1,248,724		20	0.47%
Total / Average	1.56%			\$ 356,252,945	\$ 356,701,813	100.14	\$ 356,738,424		213	1.39%