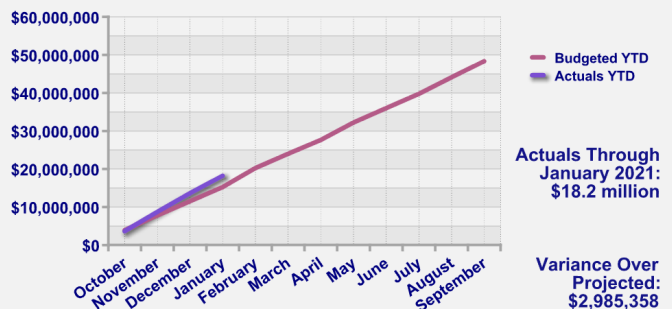




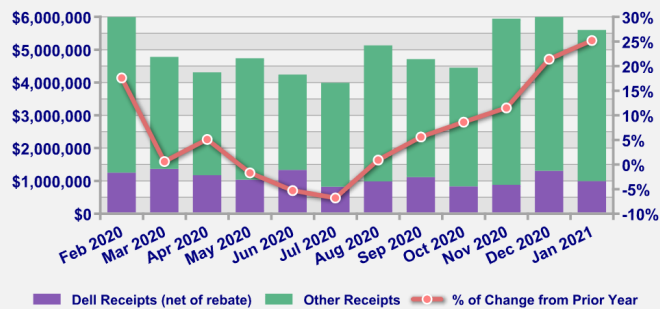
Round Rock by the Numbers

FY 2020/21 - First Quarter - 12/31/2020

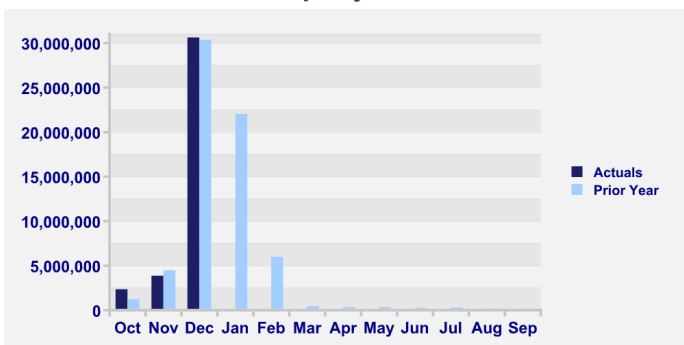
Sales Tax Actuals vs. Projections - Gen Fund Only



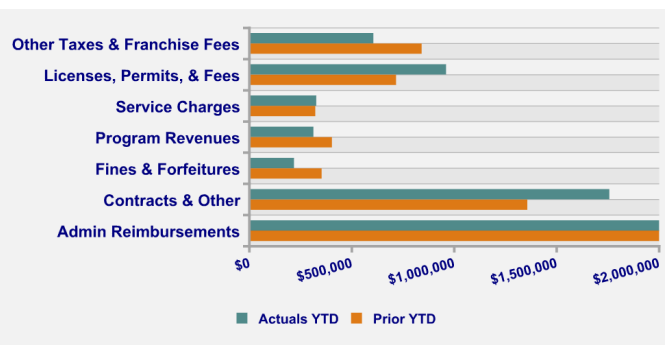
Rolling 12 Month - General Fund Sales Tax



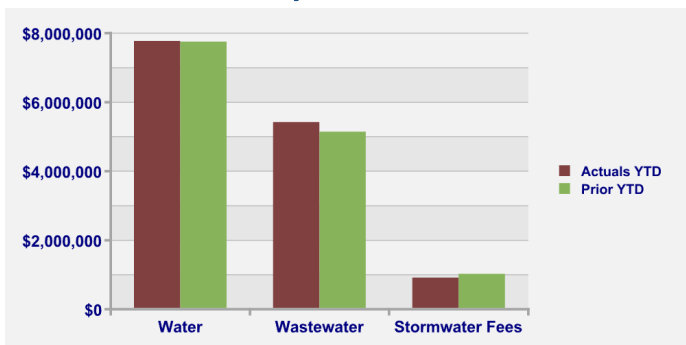
Property Taxes



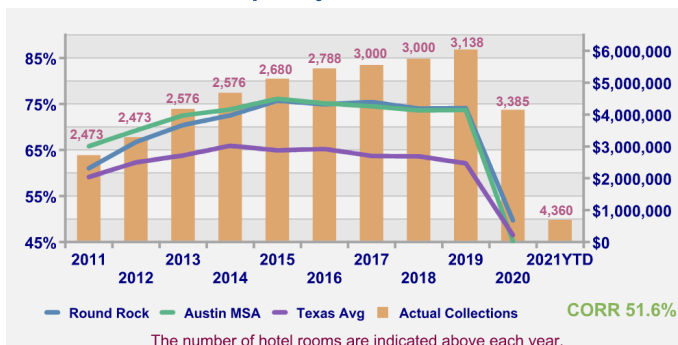
Other General Fund Revenues



Utility Revenues



Hotel Occupancy Rates and Revenues



Notes & Comments

- General Fund sales tax receipts through January (on sales through November) declined 3.65% from prior year to date, largely due to expected adjustments from Dell and other refunds from October to December 2020. January 2021 sales tax receipts have seen a 3.7% increase over the same month last year, marking a return to a more normal pattern.
- It is too early in the fiscal year to predict impacts on the new year's revenues. However, the FY 2021 budget was set conservatively as a hedge against potential long term impacts from both the COVID recession and sales tax rule changes. Base on trends from the past few months, the City should exceed budgeted sales tax in 2021.
- Most property tax collections occur from November through January each year. Collections have been strong in 2020/2021, up 2.2% from prior year, and staff expects budget to be met.
- Water and wastewater revenues are trending in line with budget over the first three months of the fiscal year. Stormwater revenues have declined slightly from prior year, due to the timing of adjustments made in FY 2020. Stormwater revenues are expected to meet budget in FY 2021.
- COVID-19 has had a greater impact on hotel occupancy rates and revenues. Revenues have declined 33% over prior year but rates and revenues are slowly recovering. Occupancy rates have increased to over 50% since last April.
- General Fund revenues appear to be trending on budget overall
 - Other taxes & franchise fees have decreased from prior year because mixed drink revenues declined due to COVID-19 restrictions on bar capacities.
 - Fines & Forfeitures decreased from prior year because of lower ticket counts due to COVID-19 and retirements.
 - License, permit, & fees have increased over prior year due to building permits, subdivision development fees, and fire inspection fees.
 - Contracts & Others have increased over prior year due to structural inspection revenues, FTA reimbursements, CDBG reimbursements, and the Fire Protection/MUD contract.



Round Rock by the Numbers

FY 2020/21 - Annual Facts

Tax Information

	2020/21	2019/20
Population	120,975	118,024
Property Tax Rate	\$ 0.43900	0.43900
M&O .313509	Debt .125491	
Median Home Value	\$ 256,347	255,198
Taxable Property Value (billions)	\$ 15.4	14.6
Property Tax per Capita	\$ 558.84	543.06

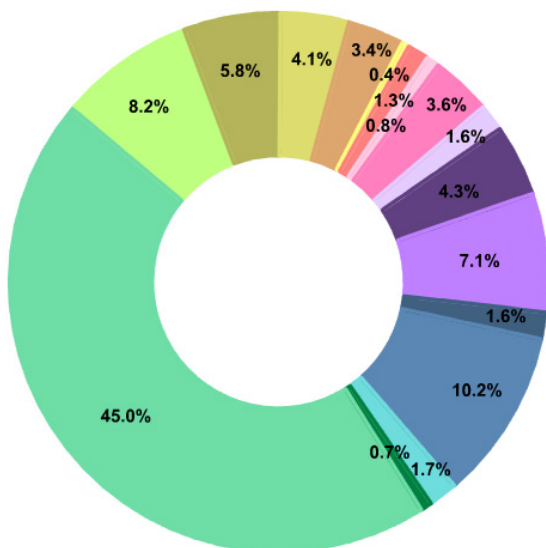
Taxing Entities

CORR	\$	0.439000
Williamson County	\$	0.458719
RRISD	\$	1.220900
ACC	\$	0.105800
Upper Brushy Creek	\$	0.020000
Total Tax Rate (includes CORR)	\$	2.244419

Top 10 Property Taxpayers (sorted by rank as of Nov 2020)

- Dell Computer Holdings LP
- Kalahari
- CPG RR, LP (Premium Outlets)
- Dell Computer Corp.
- Baltgem (La Frontera Village)
- CMF 15 Portfolio (Col. Grand Apt)
- 2811 La Frontera LP (The District on La Frontera Apts)
- Fisher-Rosemount Systems Inc. (Emerson)
- Columbia/St. David's Healthcare
- Baev-Lasalle Round Rock University Blvd LLC (University Commons)

Total Adopted Budget 2020/21 - \$420.2 million



Debt Information

GO Bond Rating:	S & P	AAA
Utility Bond Rating:	S & P	AAA

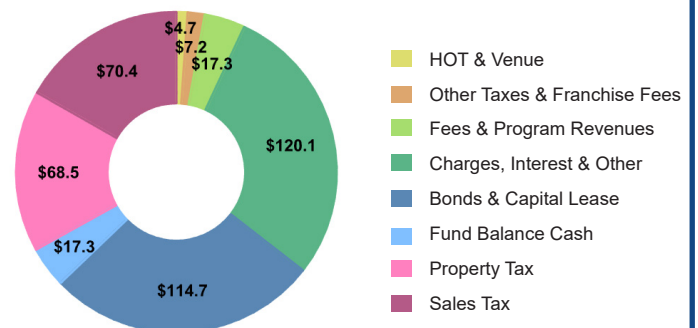
Outstanding as of 9/30/2020 (millions)

GO & CO Bonds	\$	229.2
Capital Lease	\$	10.9
Utility / Stormwater	\$	119.5 / 6.4
HOT	\$	2.9
Sports Center	\$	6.9
Type B	\$	27.8

City Employees

	FTEs	1019.45	Dept Total
Sworn Police*		180	257.98
Firefighters		153	163.00

Total Revenues & Funding Sources 2020/21 - \$420.2 million



	(millions)
Police	\$ 34.3
Fire	\$ 24.5
Fiscal Support Services	\$ 17.3
Transportation	\$ 14.3
Communication	\$ 1.8
General Services	\$ 5.4
Library	\$ 3.3
Parks and Recreation	\$ 15.3
Planning and Development	\$ 6.8
Support Services	\$ 18.1
Water/Wastewater/Stormwater	\$ 29.9
Sports Management	\$ 6.8
Debt Principal & Interest	\$ 43.0
Administrative Support Svcs.	\$ 7.3
General SFC	\$ 2.9
Capital Improvement Projects	\$ 189.2