

# Building Toward the **FUTURE**



**Budget in Brief**  
Fiscal Year 2021/2022




**ROUND ROCK TEXAS**





The City of Round Rock's vision is to be:

- **A Family-Friendly Community** that is **Safe and Distinctive by Design**
- **“The Sports Capital of Texas”** and **Major Medical and Educational Destination**
- **An Authentic Downtown** and **choice of Great Neighborhoods**





# Introduction

Dear Round Rock Residents,

I am pleased to present the City of Round Rock's Adopted Budget for fiscal year October 1, 2021 through September 30, 2022. This budget contains spending plans and revenue estimates for all City funds. Though this year has been different from a "typical" year, this budget reflects the conservative approach that the City Council continues to take for financial and operational planning. There is a lot going on in the world and we all know Round Rock has never experienced a "normal year." That said, I truly believe we are headed in a positive direction, and I am always impressed with our organization's ability to keep things moving forward no matter the challenges we face.

## Strategic Priorities

In February 2021 the City Council affirmed Round Rock's 6 strategic goals. The total adopted budget of **\$525.4 million** is focused on furthering these goals listed below:

## Strategic Goals for FY 2022



**Financially  
Sound City  
Providing High  
Value  
Services**



**Great  
Community  
to Live**



**City  
Infrastructure  
for Today and  
Tomorrow**



**Authentic  
Downtown -  
Exciting  
Community  
Destination**



**"The Sports  
Capital of  
Texas" for  
Tourism and  
Residents**



**Sustainable  
Neighborhoods -  
Old and New**

The City's most recent biennial citizen survey highlighted that traffic and transportation continues to be top concern of our community. While major improvements to IH-35, SH 45, and US 79 remain under the jurisdiction of TxDOT and outside the scope of our City budget, this adopted budget does include significant funding for improvements to the City's transportation network that will provide relief to our residents. Some of these improvements include:

- Continue annual funding for **neighborhood street maintenance** with \$4.3 million for FY 2022 and an additional \$4.3 million restored from FY 2020. Since 2015, the City has allocated more than \$32.4 million to maintain neighborhood streets.
- Continued construction of **major road improvement projects** – including **University Boulevard Widening, University East, and Kenney Fort Boulevard**.
- **Major upcoming road improvement projects** scheduled to start construction – including **Greenlawn Boulevard, Gattis School Road, Old Settlers Boulevard, Red Bud Lane, and Bagdad Avenue**.

# Introduction

The City continues to invest in the **historic downtown** with upgrades in FY 2022 to roads and utility infrastructure in the heart of our community. Some of these upgrades include:

- Transportation and utility **infrastructure improvements to northeast downtown**, including construction of a new **downtown parking garage** which will be completed January 2023.
- The **South Mays Corridor Project** currently under design with estimated completion by Summer 2022.

Round Rock's **recreation and cultural** amenities set our City apart from many municipalities. The FY 2022 Adopted Budget includes funding for improvements and connections to these amenities that will continue to make Round Rock distinctive. Some of these improvements and connections include:

- **Trail connectivity.** Work is underway with final right-of-way acquisitions slated for early FY 2022. This budget includes the funding necessary to complete connection of our major trail systems and to provide a continuous trail experience across our City, including **Heritage Trail East, Lake Creek Trail**, and **Heritage Trail West**.
- The **construction of our new library facility** will be completed in January 2023. Additional hiring for the new library will start in August 2022.
- Continued funding of our ever **popular, family-friendly events** including the **Fourth of July Parade, Hometown Holiday Lights, Light up the Lake, Music on Main** and more. Funding is also included for **Bowman Nature Park** and **Kinningham** improvements, both for the facility and park.

**Public Safety** remains a top priority for the City Council and Round Rock consistently ranks as one of the safest cities in the nation. This budget includes funding for several initiatives to secure the highest level of public safety for years to come with 28 total new positions, including:

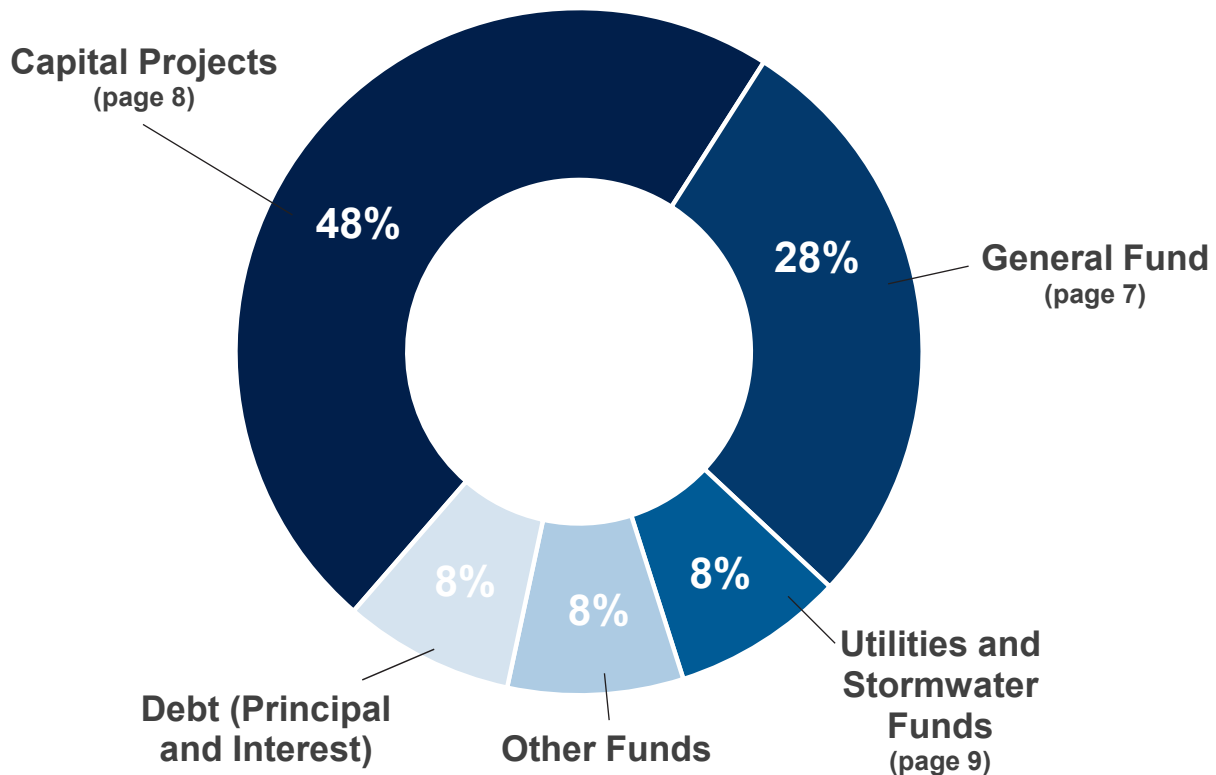
- A new **Community Risk Reduction Program** and 14-person team to assist with mental health calls and ensure public safety officers are available to deal with other cases.
- Three **Fire Training/Safety Specialists** and one **Public Safety Training Center Field Technician** to ensure the City's firefighters are trained and ready to safely provide services to our citizens.
- Five **Police Officers**, one **Sergeant**, one **Public Safety and Communications Operator**, two **Crime Scene Specialists**, and one **Crime Analyst** to assist in efforts to keep Round Rock one of the safest cities in the nation.



Laurie Hadley, City Manager

# Citywide Budget

The Fiscal Year 2022 Adopted Budget totals \$525.4 million. The expenses are categorized in the chart below and are summarized in the pages that follow.



## Adopted Property Tax Rate

The **property tax rate** for FY 2022 is **\$0.397000** per \$100 of valuation, 4.2 cents less than the FY 2021 nominal rate of \$0.439000.

- The adopted rate of \$0.397000 is an increase of 1.0 cent or 2.5% above the no-new-revenue tax rate of \$0.387441, which takes into account the 12.6% growth in existing property values from last year.
- New property valued at \$381 million was added to the property tax roll since last year. This amount of new property will generate \$1.5 million in additional property tax revenues for FY 2022.
- The City's tax rate is less than 20% of the average property owner's tax bill and continues to be among the lowest in Central Texas and the State.

The median home value in Round Rock for FY 2022 is \$287,101. An **owner of a median taxable value home will pay \$95 per month** in City property taxes for next year. This increase pays for the next phase of the City's road expansion program, Driving Progress.

Sales tax continues to be an important revenue thanks to the strong local economy. These **sales tax revenues help the property tax rate** as well.

- Built into the 2% local option sales tax rate is a half-cent for property tax reduction.
- This piece reduces the property tax rate for FY 2022 by 13.0 cents. That saves the median homeowner \$31 a month or 25% on their monthly tax bill.

# General Fund Revenues

The City's General Fund Revenues come from a wide variety of revenue sources. A more detailed look at the General Fund Revenues is available in the FY 2022 Budget Workshop on the City's website.

## Property Tax

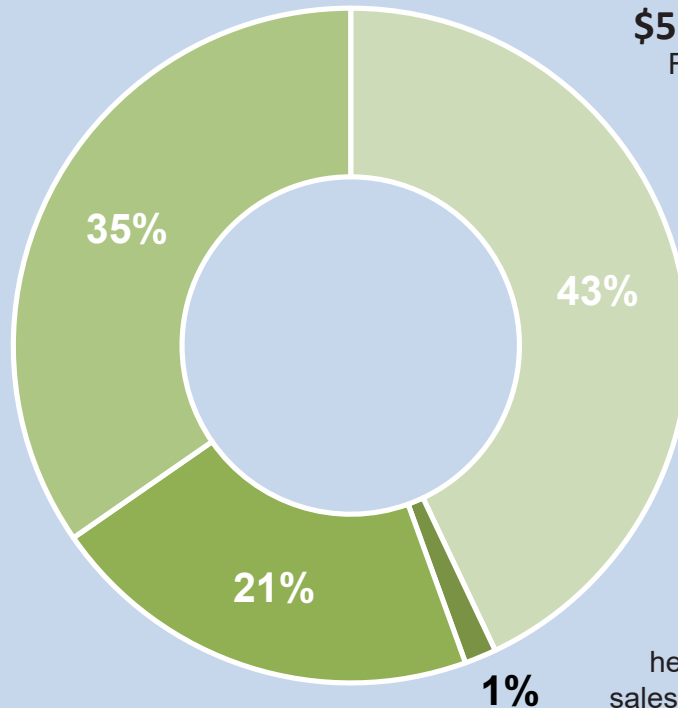
**\$46.3M**

The City's property taxes help cover many of our core services including police, fire, transportation, parks and recreation, and the library. Over the past four years the City has opened four new fire stations, added 23 new firefighters and staff, added 17 new police officers and staff, and has opened a new Public Safety Training Facility - all thanks in part to property tax revenues.

## Sales Tax

**\$57.4M**

For every \$100 in purchases by visitors, residents, and businesses, the City collects \$2 in sales tax revenues. The General Fund gets \$1.50 and the remaining 50 cents goes to the Type B Fund to pay for roads and economic development. Round Rock's unique mix of destination shopping and corporate headquarters generates sales tax revenues that help reduce the property tax burden.



## Other Revenues

**\$27.9M**

Over 100 different revenue sources make up the remainder of General Fund revenues. Some of these are large, like the Electric Franchise Tax revenues budgeted at \$3.7 million for FY 2022. This category includes fees for the City's many recreation programs, building permits, and other services.

## ARPA Reimbursements

**\$2.0M**

Reimbursements from ARPA (the American Rescue Plan Act) will help fund the new Community Risk Reduction Team, which will focus on the community's emergency and non-emergency mental health services.

## Property Tax Base

Round Rock enjoys a diverse and growing economy with development of all types continuing across the City. Single family homeowners will pay \$25.5 million in City property taxes in FY 2022, just 19% of total General Fund revenues.

## Taxable Property



## Taxable Value/Property Tax Revenue by Source



**NOTE:** The City's portion makes up 19% of our residents' total property tax bill.



# General Fund Expenses

The City's General Fund operating expenses in the FY 2022 Adopted Budget total \$133.5 million. A more detailed look at the General Fund Revenues is available in the FY 2022 Budget Workshop on the City website.

## Transportation and Planning

**\$21.7M**

Transportation and Planning and Development Services are on the front lines of planning and managing the City's growth and development and maintaining roads and neighborhood streets.

## Recreation & Culture

**\$17.4M**

The Parks and Recreation and Library Departments offer the high-quality recreation and cultural services that Round Rock's residents have come to expect.

## General Services

**\$6.0M**

The General Services Department is responsible for overseeing the fleet operations, building construction, and the repair and maintenance of the City's facilities.

## Public Safety

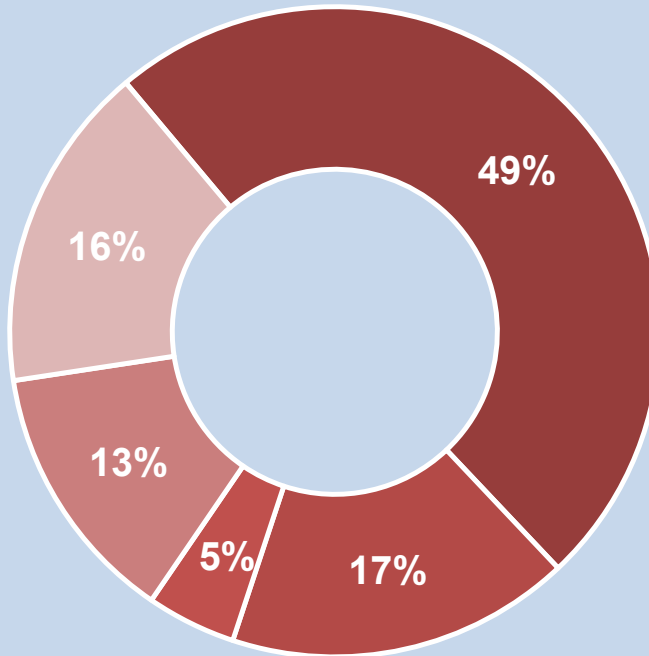
**\$65.5M**

The Round Rock Police Department and the Round Rock Fire Department are always top priorities for the City Council in prioritizing General Fund expenses. The police, fire, and emergency medical protection these departments offer continue to make Round Rock one of the safest cities in the country.

## Support Services

**\$22.9M**

Support Services departments in the General Fund include Administration, HR, IT, and Finance. These departments provide support to all City divisions and functions, including those divisions and functions housed in other funds.



# Community Investment Program



The City has a five-year capital plan that enables long-range, proactive planning for the maintenance, improvements, and expansions to the City's infrastructure. The total cost of the capital plan included in the FY 2022 Adopted Budget over the next five years is **\$619.0 million**. Because of our conservative approach to financial planning, only 18% of our planned capital projects will be debt-financed.

## Recreation and Culture

**\$38.6M**

A new main library is under construction. Extensions to the City's trail system are underway as well as parks and recreation facility improvements.

## Transportation

**\$264.6M**

Road improvements and expansions will improve the City's transportation infrastructure. Major roadways scheduled for expansion include Kenney Fort Boulevard, Gattis School Road, Greenlawn Boulevard, University Boulevard, and County Road 112.

## Other Projects

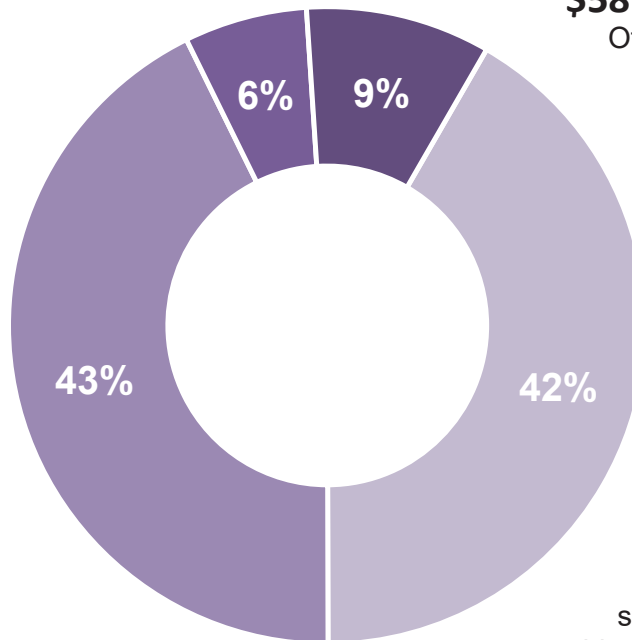
**\$58.1M**

Other projects include future fire stations, construction of new City facilities, and other necessary capital improvements.

## Utilities and Stormwater

**\$257.7M**

The water, wastewater, and stormwater systems have some big capital projects under way, including expansions to the regional water and wastewater systems.



## Major Capital Projects

Projects	Estimated Completion Date	Total Project Cost
New Main Library Facility	Jan 2023	\$34.9M
Northeast Downtown Parking Garage	Jan 2023	13.4M
Trail Projects (Brushy Creek, Heritage Trail, and Lake Creek)	Spring 2022/2023	19.5M
University East - AW Grimes to SH130	Fall 2022	14.2M
University Widening - IH 35 to Sunrise	Fall 2022	23.2M
Kenney Fort Boulevard Segments 2 & 3	Spring 2023	25.9M
Kenney Fort Boulevard Segment 4	Spring 2023	18.3M
East WWTP Expansion and Re-Rate Improvements (BCRWWS)	FY 2023	127.5M
BCRUA Phase 2 Deep Water & Raw Waterline Construction	FY 2026	68.5M





# Utilities and Stormwater

Round Rock operates water, wastewater, and stormwater systems that serve over 37,000 customers. **There will be no rate increase for retail water, wastewater, or stormwater** for FY 2022. The City has not increased water rates since October 2018 and wastewater has not increased since 2012.

## Utility Funds Expenses



**Water**  
\$55.1M

The City provides water to over 150,000 people within the City limits and the surrounding area. All of these customers rely daily on our water system to deliver clean, safe water.



**Stormwater**  
\$8.8M

The stormwater utility accounts for all aspects of the stormwater program associated with stormwater drainage, floodplain management, and water quality management.

**Utility Billing Department**  
221 East Main Street  
Round Rock, TX 78664

**ROUND ROCK TEXAS**

**DOE JANE**  
211 E MAIN ST  
ROUND ROCK, TX 78664-0

**ACCOUNT STATEMENT**

CID - ACCOUNT #	DUE DATE	AMOUNT DUE
00000-000000	08/10/2018	\$99.12

**ACCOUNT INFORMATION**

Account Name: DOE JANE  
Service Address: 211 E MAIN ST  
Current Statement Date: 07/23/2018  
Last Payment: 07/09/2018  
Last Payment Amount: \$9.16  
Penalty Applied: 08/13/2018

**CURRENT CHARGE SUMMARY**

Water:	\$51.90
Wastewater:	\$22.08
Solid Waste:	\$18.83
Storm Water Drainage:	\$4.75

**TOTAL AMOUNT DUE** \$99.12  
Total Due After 08/10/2018 \$108.41

**WATER CONSUMPTION (IN HUNDREDS)**

**CONTACT INFORMATION**

For inquiries call: (512) 218-5460  
Hours of Operation: Monday - Friday 8:00 a.m. - 5:00 p.m.  
Emergency After-Hours: (512) 218-5555  
24-Hour Drop Box: Located on the south side of City Hall  
Pay by phone: 1-855-894-2392  
Make a payment online at: RRTXWater.com

**IMPORTANT MESSAGE**

**THANK YOU FOR PAYING ON TIME!**  
**WE APPRECIATE YOUR PROMPTNESS**



**Wastewater**  
\$58.5M

The City's wastewater system includes over 7,973 manholes, 468 miles of wastewater line, lift stations, a reuse water system, and two wastewater treatment plants.

## Utility Revenues

Utility rates are structured to generate sufficient revenues to fully cover the operations, maintenance, and expansions to the water, wastewater, and stormwater systems.

Charges for Utility Services	\$61.4M
Impact Fees	7.5M
ARPA Funding	1.5M
Contracts & Other	36.3M
	<b>\$106.7M</b>




# Hotel Occupancy Tax & Venue Tax Funds



The pandemic greatly affected Round Rock's profitable tourism industry, but with restrictions lifted and vaccines available, hotel occupancy rates and revenues are steadily increasing and recovering. Visitors who come and stay overnight in a Round Rock hotel pay a 9% City occupancy tax that is split between our two tourism-related funds: the Hotel Occupancy Tax Fund and the Venue Tax Fund. We have over 4,400 hotel rooms with another 263 under construction. Visitors come to Round Rock for the wide-range of indoor and outdoor sporting events held in the Sports Capital of Texas; for our destination-based retail including the Round Rock Premium Outlets; and for the variety of restaurants, outdoor adventures, and numerous major businesses.

## Hotel Occupancy Tax Fund

The Hotel Occupancy Tax Fund has an FY 2022 Budget of \$5.2 million which funds the following attractions in Round Rock.



The **Dell Diamond** opened in 2000, is consistently recognized as one of the best minor league stadiums in the U.S. and has one of the highest attendance rates.



The **Round Rock Multipurpose Complex** opened in May 2017. Since its inception it has hosted dozens of regional tournaments, national tournaments for U.S. Women's Lacrosse and Quidditch, and has been selected as the host for national tournaments of NIRSA National Flag Football Championships, NIRSA Soccer National Championships, and Big 12 Women's Soccer Championships.

## Venue Tax Fund

The Venue Tax or Sports Center Fund has a FY 2022 Budget of \$3.5 million which funds the Round Rock Sports Center.



The 82,800 square foot **Round Rock Sports Center** opened in January 2014 and has since been the host of a multitude of sporting events as well as banquets, wedding expos, corporate meetings, and other events that bring visitors to Round Rock.





# How to Become Involved in the Budget Process



The City of Round Rock values public participation in the budget and property tax rate setting process. There are opportunities for participation by attending public City Council meetings where the budget will be discussed and online engagement through Facebook, Twitter, and Nextdoor. The City also hosts public hearings, neighborhood and community meetings throughout the year on targeted programs. The feedback from all of those meetings is important to the annual budget process.

## Public Hearings



- **August 12, 6:00pm - Council Meeting** - Council took action to publish and propose a maximum property tax rate for FY 2022 and formally set the date and time for the budget and tax rate public hearings.
- **August 26, 6:00pm - Council Meeting** - Council agenda will include public hearings for the budget and tax rate and first readings of the budget and tax rate ordinances.
- **September 9, 6:00pm - Council Meeting** - Council agenda will include the final adoption of the budget and tax rate ordinances, as well as the action to ratify the property tax rate.

Public hearings will be held at Round Rock City Hall, 221 E. Main Street



## Online Engagement

- The City always welcomes questions and comments through Facebook, Twitter, email, and the City's blog at [roundrocktexas.gov/blogs](https://roundrocktexas.gov/blogs).
- Stay tuned to the City's Facebook and Twitter feeds and the news archive on [roundrocktexas.gov/budget](https://roundrocktexas.gov/budget) for more information.

A more detailed look at the  
**FY 2022 Adopted Budget**  
is available on the City's website at  
[roundrocktexas.gov/budget](https://roundrocktexas.gov/budget)

