



ROUND ROCK TEXAS

From
VISION
to
REALITY



Budget in Brief

Fiscal Year 2022/2023



The City of Round Rock's vision is to be:

- **A Family-Friendly Community** that is **Safe and Distinctive by Design**
- **"The Sports Capital of Texas"** and **Diverse Local Economy**
- **An Authentic Downtown** and **choice of Great Neighborhoods**

Introduction

Dear Round Rock Residents,

I am pleased to present the City of Round Rock's Adopted Budget for fiscal year October 1, 2022 through September 30, 2023. This budget contains spending plans and revenue estimates for all City funds. This document and our discussions represent consistency in service delivery guided by Council's desire for Round Rock to remain one of the best cities in the country. There is a lot going on in the world and Round Rock has weathered every storm because of our can-do spirit and long-term planning. I believe we are on the right path, and I remain impressed with our ability to keep things moving forward no matter the challenge.

Strategic Priorities

In February 2022 the City Council affirmed Round Rock's 6 strategic goals. The total adopted budget of **\$555.5 million** is focused on furthering these goals listed below:

Strategic Goals for FY 2023



**Financially
Sound City
Providing High
Value
Services**



**Great
Community to
Live**



**City
Infrastructure:
Today and for
Tomorrow**



**Authentic
Downtown -
Exciting
Community
Destination**



**"The Sports
Capital of
Texas" for
Tourism and
Residents**



**Sustainable
Neighborhoods -
Old and New**

The City's most recent biennial citizen survey highlighted that traffic and transportation continues to be a top concern of our community. While major improvements to IH-35, SH 45, and US 79 remain under the jurisdiction of TxDOT and outside the scope of our City budget, this adopted budget does include significant funding for improvements to the City's transportation network that will provide relief to our residents. Some of these improvements include:

- Continued annual funding for **neighborhood street maintenance** with \$4.3 million for FY 2023. Since 2015, the City has allocated more than \$36.7 million to maintain neighborhood streets.
- Continued significant work on the road expansion program, **Driving Progress**, with major construction underway including **Kenney Fort Boulevard**; sections of **Gattis School Road**, **Greenlawn Boulevard**, **Red Bud Lane**, and **University Boulevard**.

Introduction

The City continues to invest in the **historic downtown and culture** in FY 2023 with new facilities and upgraded infrastructure in the heart of our community. Some of these upgrades include:

- **Construction of our new 60,000 square foot public library** opening in January 2023.
- Transportation and utility **infrastructure improvements to northeast downtown**, including construction of a new 300 space **downtown parking garage** which will be completed January 2023.

Round Rock's **recreation and park** amenities set our City apart from many municipalities. The FY 2023 Adopted Budget includes funding for improvements and connections to these amenities that will continue to make Round Rock distinctive. Some of these improvements and connections include:


- **Trail connectivity.** Work is underway with final right-of-way acquisitions slated. This adopted budget includes the funding necessary to complete connection of our major trail systems along the east and west corridor and to provide a continuous trail experience across our City, including **Heritage Trail East, Lake Creek Trail**, and **Heritage Trail West**.
- Continued funding of our ever **popular, family-friendly events** including the **Fourth of July Parade, Hometown Holiday Lights, Light up the Lake, Music on Main, Chalk Walk** and more. Funding is also included for **Freeman Park, Old Settlers Park** and **High Country Park** improvements.

Public Safety remains a top priority for the City Council and Round Rock consistently ranks as one of the safest cities in the nation. This adopted budget includes funding for several initiatives to secure the highest level of public safety for years to come with 20 total new positions, including:

- A new **Public Safety Communications Officer** for the **Crisis Response Unit** to assist with mental health calls.
- Six **Firefighters** to help staff our upcoming fire station and continue fulfilling the safety needs of Round Rock residents.
- Ten **Police Officers**, two **Sergeants**, and one **Lieutenant** for a total of 13 new positions to expand efforts to keep Round Rock one of the safest cities in the nation.

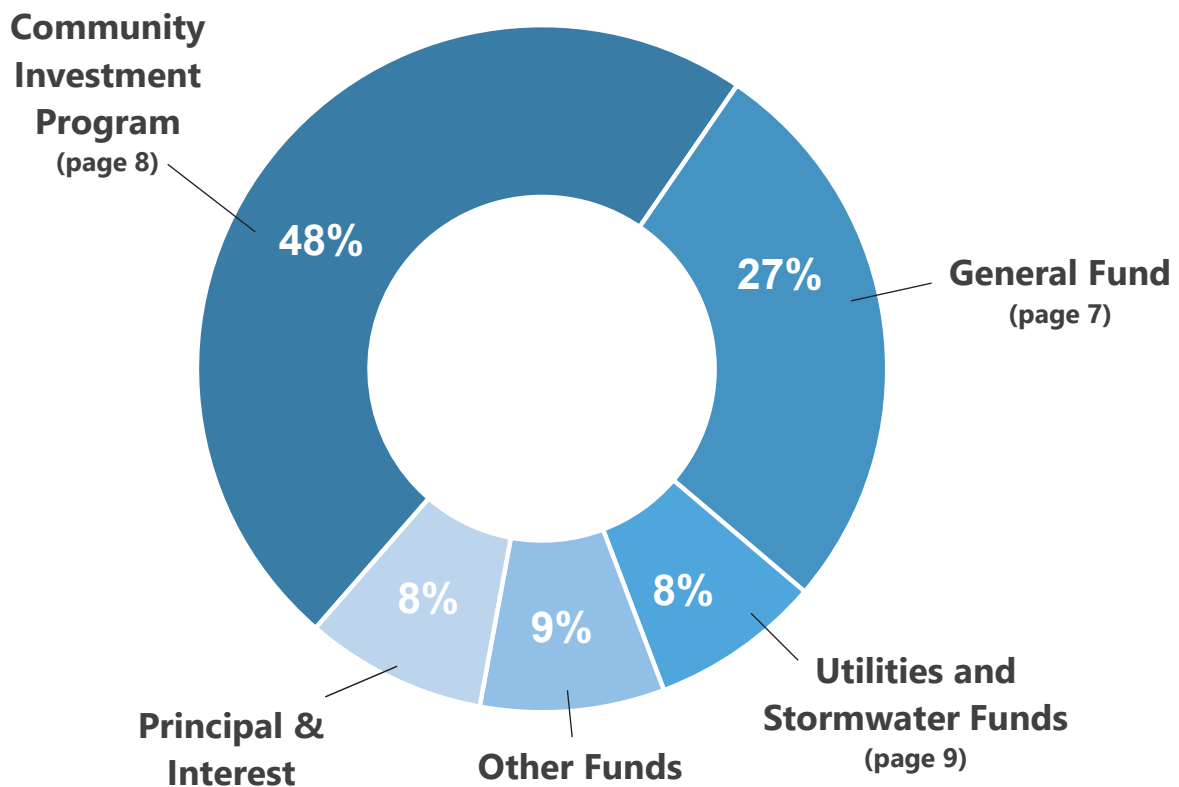


Laurie Hadley, City Manager



Citywide Budget

The Fiscal Year 2023 Adopted Budget totals **\$555.5 million**. The expenses are categorized in the chart below and are summarized in the pages that follow.



Adopted Property Tax Rate

The **adopted property tax rate** for FY 2023 is **\$0.342000** per \$100 of valuation, 5.5 cents less than the FY 2022 nominal rate of \$0.397000.

- The adopted rate of \$0.342000 is an increase of 1.6 cents or 4.8% above the no-new-revenue tax rate of \$0.326408, which takes into account the 20.4% growth in existing property values from last year.
- New property valued at \$423 million was added to the property tax roll since last year. This amount of new property will generate \$1.45 million in additional property tax revenues for FY 2023.
- The City's tax rate is less than 20% of the average property owner's tax bill and continues to be among the lowest in Central Texas and the State.

The median taxable home value in Round Rock for FY 2023 is \$369,169. An **owner of a median taxable value home will pay \$105 per month** in City property taxes for next year. This increase allows the City to provide funding for additional public safety services as well as the voter approved debt payments for the new library.

Sales tax continues to be an important revenue thanks to the strong local economy. These **sales tax revenues help the property tax rate** as well.

- Built into the 2% local option sales tax rate is a half-cent for property tax reduction.
- The half-cent sales tax reduces the property tax rate for FY 2023 by 12.8 cents. That saves the median homeowner \$40 a month or 28% on their monthly City tax bill.

General Fund Revenues

The City's General Fund Revenues come from a wide variety of revenue sources. A more detailed look at the General Fund Revenues is available in the FY 2023 Budget Workshop on the City's website.

Property Tax \$48.9M

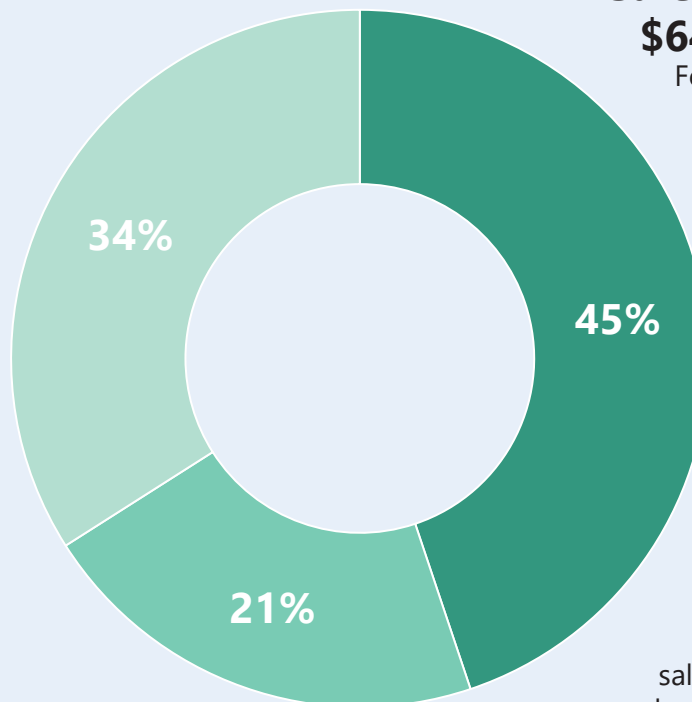
The City's property taxes help cover many of our core services including police, fire, transportation, parks and recreation, and the library. Over the past five years the City has opened four fire stations, added 29 new firefighters and staff, added 31 new police officers and staff, and has opened the new Public Safety Training Facility - all thanks in part to property tax revenues.

Other Revenues \$30.5M

Over 100 different revenue sources make up the remainder of General Fund revenues including fees for the City's many recreation programs, building permits, and other services. Some of these are large, like the Electric Franchise Tax revenues budgeted at \$3.8 million and ARPA reimbursements budgeted at \$2.1 million for FY 2023.

Sales Tax \$64.5M

For every \$100 in purchases by visitors, residents, and businesses, the City collects \$2 in sales tax revenues. The General Fund gets \$1.50 and the remaining 50 cents goes to the Type B Fund to pay for roads and economic development. Round Rock's unique mix of destination shopping and corporate headquarters generates sales tax revenues that help reduce the property tax burden.



Property Tax Base

Round Rock enjoys a diverse and growing economy with development of all types continuing across the City. Single family homeowners will pay \$27.4 million in City property taxes in FY 2023, just 19% of total General Fund revenues.

Taxable Property



Taxable Value/Property Tax Revenue by Source



General Fund Expenses

The City's General Fund operating expenses in the FY 2023 Adopted Budget total \$143.7 million. A more detailed look at the General Fund Expenses is available in the FY 2023 Budget Workshop on the City website.

Transportation and Planning

\$19.6M

Transportation and Planning & Development Services are on the front lines of planning and managing the City's growth. This includes economic development, as well as roads and neighborhood street maintenance.

Recreation & Culture

\$19.1M

The Parks and Recreation and Library Departments offer the high-quality recreation and cultural services that Round Rock's residents have come to expect.

General Services

\$7.6M

The General Services Department is responsible for overseeing fleet operations, building construction, and the repair and maintenance of City facilities.

Public Safety

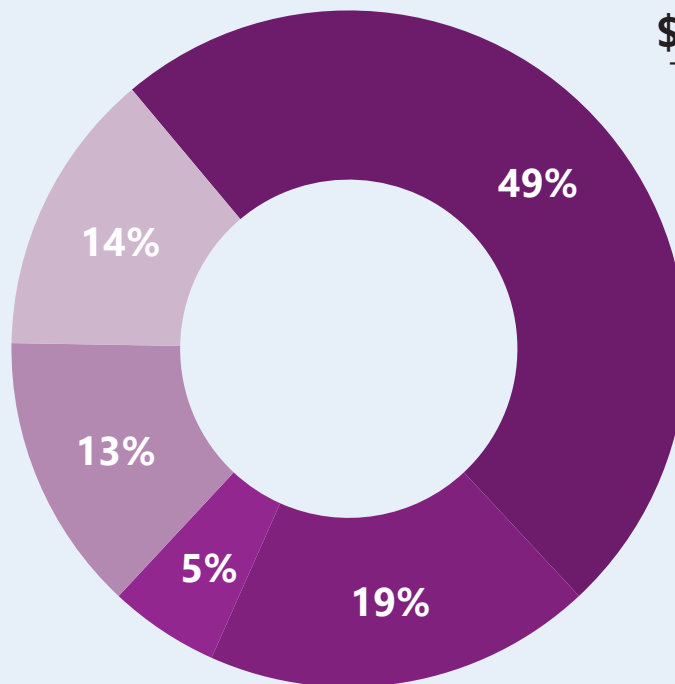
\$70.6M

The Round Rock Police Department and the Round Rock Fire Department are always top priorities for City Council in prioritizing General Fund expenses. The police, fire, emergency medical, and Crisis Response Unit continue to make Round Rock one of the safest cities in the country.

Support Services

\$26.8M

Support Services departments in the General Fund include Administration, HR, IT, and Finance. These departments provide support to all City divisions and functions across all funds.



Community Investment Program

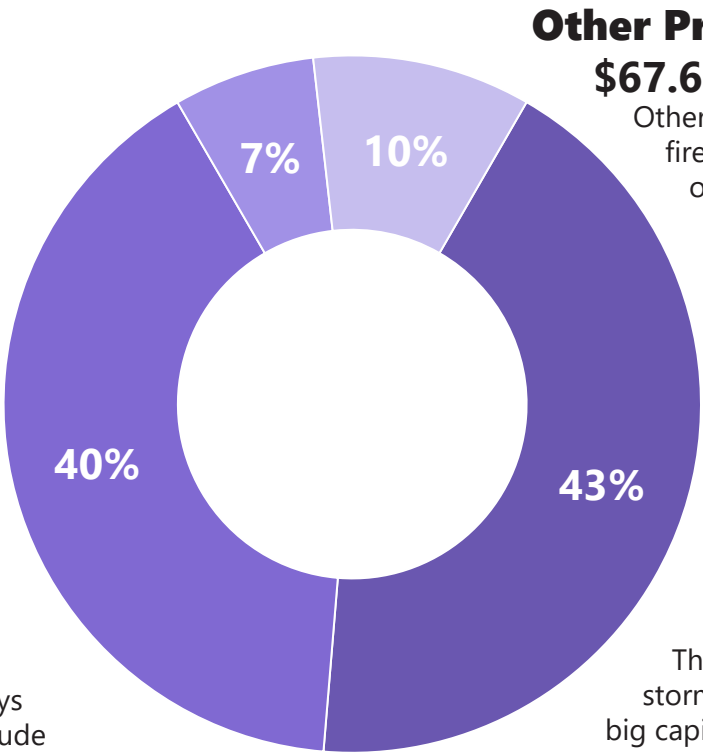
The City has a five-year capital plan that enables long-range, proactive planning for maintenance, improvements, and expansions to the City’s infrastructure. The total cost of the capital plan included in the FY 2023 Adopted Budget over the next five years is **\$667.1 million**. Because of our conservative approach to financial planning, only 15% of our planned capital projects will be debt-financed. **83% of the five-year capital plan will be cash funded**, while 2% will come from cost sharing with other local government partners.

Recreation and Culture \$43.8M

A new main library is under construction. Extensions to the City’s trail system are underway as well as parks and recreation facility improvements and asset replacements.

Transportation \$269.0M

Road improvements and expansions will improve the City’s transportation infrastructure. Major roadways scheduled for expansion include Kenney Fort Boulevard; sections of Gattis School Road, Greenlawn Boulevard, Red Bud Lane, Wyoming Springs, and County Road 112.



Other Projects \$67.6M

Other projects include future fire stations, construction of new City facilities, and other necessary capital improvements.

Utilities and Stormwater \$286.7M

The water, wastewater, and stormwater systems have some big capital projects under way, including expansions to the regional water and wastewater systems.

Major Capital Projects

Projects	Estimated Completion Date	Total Project Cost
New Main Library Facility	Jan 2023	\$34.7M
Northeast Downtown Parking Garage	Jan 2023	13.4M
Trail Projects (Heritage Trail East, Heritage Trail West, and Lake Creek)	Winter 2024	17.5M
County Road 112 - AW Grimes to CR110	Fall 2025	35.5M
Gattis School Road - Segment 3	Fall 2025	28.0M
Kenney Fort Boulevard Segments 2 & 3	Spring 2023	28.0M
Kenney Fort Boulevard Segment 4	Winter 2023	18.2M
East WWTP Expansion and Re-Rate Improvements (BCRWWS)	Summer 2023	127.6M
BCRUA Phase 2 Deep Water & Raw Waterline Construction	FY 2026	74.6M



Utilities and Stormwater


Round Rock operates water, wastewater, and stormwater systems that serve over 37,000 customers. **There are no rate increases for retail water, wastewater, or stormwater** for FY 2023.

Utility and Stormwater Funds Expenses




Water \$66.7M

The City provides water to over 150,000 people within the City limits and the surrounding area. The water system includes over 690 miles of water lines, 11 pumping stations, and 20 water tanks.



Stormwater \$12.0M

The stormwater utility accounts for all aspects of the stormwater program associated with stormwater drainage, floodplain management, and water quality management.



Utility Billing Department
221 East Main Street
Round Rock, TX 78664

ROUND ROCK TEXAS

ROUND ROCK, TX 78664-0

CONTACT INFORMATION

For inquiries call: (512) 218-5460
Hours of Operation: Monday - Friday 8:00 a.m. - 5:00 p.m.
Emergency After-Hours: (512) 218-5555
24-Hour Drop Box: Located on the south side of City Hall
Pay by phone: 1-855-894-2392
Make a payment online at: RRTXWater.com

IMPORTANT MESSAGE

ACCOUNT STATEMENT

CID - ACCOUNT #	DUE DATE	AMOUNT DUE
39385-420365	05/24/2022	\$76.90

ACCOUNT INFORMATION

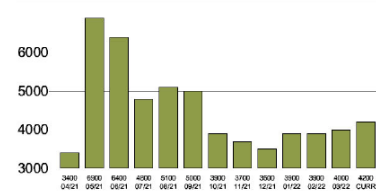
Account Name: [REDACTED]
Service Address: [REDACTED]
Current Statement Date: 05/04/2022
Last Payment: 04/27/2022
Last Payment Amount: \$1.00
Penalty Applied After: 05/24/2022

CURRENT CHARGE SUMMARY

Water:	\$27.27
Wastewater:	\$24.91
Solid Waste:	\$20.97
Storm Water Drainage:	\$4.75

TOTAL AMOUNT DUE \$76.90
Total Due After 05/24/2022 \$84.44

WATER CONSUMPTION (IN HUNDREDS)



THANK YOU FOR PAYING ON TIME!
WE APPRECIATE YOUR PROMPTNESS.



Wastewater \$40.3M

The City's wastewater system includes over 7,900 manholes, 480 miles of wastewater lines, 11 lift stations, a reuse water system, and two wastewater treatment plants.

Utility and Stormwater Revenues

Utility rates are structured to generate sufficient revenues to fully cover the operations, maintenance, and expansions to the water, wastewater, and stormwater systems.

Charges for Utility Services	\$62.1M
Impact Fees	8.0M
ARPA Funding	6.3M
Contracts & Other	17.4M
Total Revenues	\$93.8M



Hotel Occupancy Tax & Sports Center (Venue Tax) Funds

Tourism is a big deal in Round Rock, especially for a City of our size. We have over 4,700 hotel rooms with another 119 under construction. Visitors come to Round Rock for the wide-range of indoor and outdoor sporting events held in the Sports Capital of Texas; for our destination-based retail including the Round Rock Premium Outlets; and for the variety of restaurants, outdoor adventures, and numerous major businesses. Visitors who come and stay overnight in a Round Rock hotel pay a 9% City occupancy tax that is split between our two tourism-related funds: the Hotel Occupancy Tax Fund (7%) and the Sports Center (Venue Tax) Fund (2%).

Hotel Occupancy Tax Fund

The Hotel Occupancy Tax Fund has a FY 2023 Adopted Budget of \$6.6 million which includes the Convention & Visitors Bureau, Arts, and Historic Preservation. The fund also supports the following attractions in Round Rock:



The **Dell Diamond**, opened in 2000, is consistently recognized as one of the best minor league stadiums in the U.S. and has one of the highest attendance rates.



The **Round Rock Multipurpose Complex** opened in May 2017. Since its inception it has hosted dozens of regional tournaments, national tournaments for U.S. Women's Lacrosse and Quidditch, and has been selected as the host for national tournaments of NIRSA National Flag Football Championships, NIRSA Soccer National Championships, and Big 12 Women's Soccer Championships.

Sports Center (Venue Tax) Fund

The Sports Center or Venue Tax Fund has a FY 2023 Adopted Budget of \$4.5 million which funds the Round Rock Sports Center, which includes \$280,000 for capital improvements.



The 82,800 square foot **Round Rock Sports Center** opened in January 2014 and has since been the host of a multitude of sporting events as well as banquets, wedding expos, corporate meetings, and other events that bring visitors to Round Rock.

How to Become Involved in the Budget Process

The City of Round Rock values public participation in the budget and property tax rate setting process. There are opportunities for participation by attending public City Council meetings where the budget will be discussed as well as online engagement through Facebook, Twitter, and Nextdoor. The City also hosts public hearings, neighborhood, and community meetings throughout the year on targeted programs. The feedback from all of those meetings is important to the annual budget process.

Public Hearings



- **August 11, 6:00pm - Council Meeting** - Council took action to publish and propose a property tax rate for FY 2023 and formally set the date and time for the budget and tax rate public hearings.
- **August 25, 6:00pm - Council Meeting** - Council agenda will include public hearings for the budget and tax rate and first readings of the budget and tax rate ordinances.
- **September 8, 6:00pm - Council Meeting** - Council agenda will include the final adoption of the budget and tax rate ordinances, as well as the action to ratify the property tax rate.

Public hearings will be held at Round Rock City Hall, 221 E. Main Street

Online Engagement



- The City always welcomes questions and comments through Facebook, Twitter, email, and the City's blog at roundrocktexas.gov/blogs.
- Stay tuned to the City's Facebook and Twitter feeds and the news archive on roundrocktexas.gov/budget for more information.

For more information on how the City's property taxes may impact you, go to:

- roundrocktexas.gov/budget
- williamsonpropertytaxes.org/tax
- travistaxes.com

**A more detailed look at the
FY 2023 Adopted Budget
is available on the City's website at
roundrocktexas.gov/budget**



