

## CR-05 - Goals and Outcomes

### **Progress the jurisdiction has made in carrying out its strategic plan and its action plan. 91.520(a)**

This could be an overview that includes major initiatives and highlights that were proposed and executed throughout the program year.

The City of Round Rock's Community Development Block Grant (CDBG) 2021 Program Year was the Third Year in the City's CDBG Five Year Consolidated Plan (2019-2023). In this program year, the city was awarded \$692,991 in CDBG funds. In the 2021-2022 program year the City of Round Rock continued to deliver programs and implement activities to achieve the goals and objectives described in the 2019-2023 Consolidated Plan and the 2021 Annual Action Plan. A total of \$534,433.24 in CDBG funds were expended during the 2021 Program Year. Per the Table 1 Accomplishments below the City is making progress towards meeting the goals identified but it is more important to remember that they are prone to some degree of uncertainty, particularly in the number of units of measure and outcomes. Round Rock's plan outlines three overarching goals: 1) To provide decent housing by preserving housing stock, increasing the availability of affordable housing, and reducing discriminatory barriers 2) To provide a suitable living environment through safer, more livable neighborhoods 3) To expand opportunities through homeownership opportunities. Funding priorities, highlights, and an assessment for carrying out the 2021 CDBG Program and prior year activities are listed below:

- Round Rock Area Serving Center Food Pantry Program expended \$25,000 in CDBG 2021 funds and assisted 868 low-income residents, 180 of which were Female Head of Household
- Round Rock Area Serving Center Housing Assistance Program expended \$25,000 in CDBG 2021 funds and assisted 101 low-income residents, 33 of which were Female Head of Household
- Meals on Wheels expended the \$11,114 in CDBG 2021 funds and assisted 100 Seniors
- CASA Child Advocacy Program expended \$25,000 in CDBG 2021 funds and assisted 76 children
- Sacred Heart Community Clinic expended \$17,834 in CDBG 2021 funds and assisted 193 low-income residents with health care services
- Code enforcement 2021 expended \$115,000 in CDBG 2021 funds
- Four low to moderate income residents were assisted with the Minor Home Repair Program during the 2021 program year and a total of \$81,255 in CDBG prior years funds was expended.
- Frontier Park Improvements completed the last phase in Program Year 2021 and a total of \$20,900 in CDBG funds were expended.
- Bus Stops on Mays Street Corridor project was completed during the CDBG 2021 program year. A total of \$93,585 in CDBG funds were expended.

- Program Administration expended \$119,745.24 in CDBG 2021 funds

The Bowman Park Project and the Chisholm Valley Sidewalk Project had some delays but are expected to go out for sealed bids and be completed in the CDBG 2022 program year.

**Comparison of the proposed versus actual outcomes for each outcome measure submitted with the consolidated plan and explain, if applicable, why progress was not made toward meeting goals and objectives. 91.520(g)**

Categories, priority levels, funding sources and amounts, outcomes/objectives, goal outcome indicators, units of measure, targets, actual outcomes/outputs, and percentage completed for each of the grantee's program year goals.

Goal	Category	Source / Amount	Indicator	Unit of Measure	Expected – Strategic Plan	Actual – Strategic Plan	Percent Complete	Expected – Program Year	Actual – Program Year	Percent Complete
Code Enforcement	Non-Housing Community Development	CDBG: \$27,999	Housing Code Enforcement/Foreclosed Property Care	Household Housing Unit	200	200	100.00%	200	200	100.00%
Increase Access to Affordable Housing	Affordable Housing	CDBG: \$1,000,000	Homeowner Housing Rehabilitated	Household Housing Unit	40	9	22.50%	0	3	22.50%
Neighborhood Improvements	Non-Housing Community Development	CDBG: \$216,038	Public Facility or Infrastructure Activities other than Low/Moderate Income Housing Benefit	Persons Assisted	500	0	0.00%	1	0	0.00%
Neighborhood Improvements	Non-Housing Community Development	CDBG: \$216,038	Public service activities other than Low/Moderate Income Housing Benefit	Persons Assisted	500	151	30.20%	100	100	100%

Program Administration	Administration	CDBG: \$686,770	Other	Other	1	1	100.00%	1	1	100%
Public Facility and Infrastructure Improvements	Non-Housing Community Development	CDBG: \$1,016,038	Public Facility or Infrastructure Activities other than Low/Moderate Income Housing Benefit	Persons Assisted	1750	0	0.00%	0	0	0.00%
Public Service for Special Needs Populations	Non-Housing Community Development Public services	CDBG: \$202,500	Public service activities other than Low/Moderate Income Housing Benefit	Persons Assisted	1075	145	13.49%	100	100	100%
Public Services for Low- and Moderate-Income Popul	Non-Housing Community Development Public services	CDBG: \$312,500	Public service activities other than Low/Moderate Income Housing Benefit	Persons Assisted	1000	2705	270.50%	0	1338	270.50%
Public Services for Low- and Moderate-Income Popul	Non-Housing Community Development Public services	CDBG: \$	Public service activities for Low/Moderate Income Housing Benefit	Households Assisted	2000	100	5.00%	1400	1400	5.00%
Public Services for Low- and Moderate-Income Popul	Non-Housing Community Development Public services	CDBG: \$	Homelessness Prevention	Persons Assisted	0	558	0.00%	100	100	100%

**Table 1 - Accomplishments – Program Year & Strategic Plan to Date**

**Assess how the jurisdiction's use of funds, particularly CDBG, addresses the priorities and specific objectives identified in the plan,**

**giving special attention to the highest priority activities identified.**

All funds expended during the program year directly addressed the priorities and objectives identified in the City of Round Rock Five Year Consolidated Plan (2019-2023) and the CDBG 2021 Annual Action Plan. Funding decisions were based on the following process:

Citizen Participation: During the development of the CDBG 2021 plan, the city held two public hearings to solicit input from residents and social service providers in Round Rock. The public hearings were advertised in the local newspaper in English and Spanish as well as posted on the city hall bulletin and the city website. The public hearings were held at the Round Rock City Hall Council Chambers which is accessible to persons with disabilities. The city is committed to compliance with the Americans with Disabilities Act and Section 504 of the Rehabilitation Act of 1973, as amended. Reasonable modifications and equal access to communications will be provided upon request for the public hearings. City staff was present at all public hearings and was available to translate for persons with Limited English Proficiency.

Funding caps: The city obligated the full 20% for program administration and the full 15% for public services.

In addition to funding caps and meeting a High Priority Need, the city considered other federal requirements to fund an activity. Activities had to meet a National Objective: 1) Benefit low to moderate income persons; 2) Prevent slum or blight or 3) Meet an urgent Need.

Utilizing these needs and objectives, a CDBG application process was undertaken to identify non-profit groups and city departments that could address objectives. Successful applicants were awarded CDBG grant funding to undertake programs and projects that addressed the needs, priorities and specific needs identified in the plan. A detailed breakdown of the CDBG funds awarded and accomplishments reported for each activity funded is available in the PR03 Activity Summary Report available as Attachment 2 to this document.

A public hearing was held to give residents an opportunity to comment on the CAPER. The public hearing was held before city council on December 15, 2022. The public comment period was December 1, 2022 -December 19, 2022. The public hearing notice was published in English and Spanish in the Round Rock Leader on November 23, 2022, posted at city hall and at other locations around the city as well as the city website. \_\_\_\_\_ comments were received.

(If any comments are received, they will be added here and added to the CORR CDBG 2021 CAPER Comment Page Attachment 5 at the end of

the comment period.)

## CR-10 - Racial and Ethnic composition of families assisted

Describe the families assisted (including the racial and ethnic status of families assisted).

91.520(a)

	CDBG
White	886
Black or African American	335
Asian	10
American Indian or American Native	6
Native Hawaiian or Other Pacific Islander	8
<b>Total</b>	<b>1,245</b>
Hispanic	516
Not Hispanic	729

**Table 2 – Table of assistance to racial and ethnic populations by source of funds**

### Narrative

The table above does not include all the race categories that are available to select in IDIS when reporting per activity that assists low-income clientele therefore the total of 1245 is not accurate. The total number of beneficiaries assisted is 1338 and the breakdown is as follows:

White: 886

Black: 335

Asian: 10

American Indian: 6

Native Hawaiian: 8

Other: 88

Asian and White: 2

Black and White: 3

## CR-15 - Resources and Investments 91.520(a)

### Identify the resources made available

Source of Funds	Source	Resources Made Available	Amount Expended During Program Year
CDBG	public - federal	963,975	534,433
Other	public - federal	194,529	87,528

**Table 3 - Resources Made Available**

### Narrative

The City of Round Rock received \$692,992 in CDBG 2021 funds and had a balance of \$194,529 from CDBG-CV 3 funds that rolled over from the previous program year.

The table above shows that a total of \$534,433.24 in CDBG funds were expended during the CDBG 2021 program year and a total of \$87,527.62 in CDBG-CV 3 funds (Other) were expended during the CDBG 2021 program year. Between both grants, a total of \$621,960.86 federal dollars were expended during the program year.

### Identify the geographic distribution and location of investments

Target Area	Planned Percentage of Allocation	Actual Percentage of Allocation	Narrative Description
Citywide	65	65	Public services and program administration activities are citywide.
Qualified Census Tracts	35	35	Infrastructure and code enforcement are only eligible if they are in the qualified census tracts.

**Table 4 – Identify the geographic distribution and location of investments**

### Narrative

The City of Round Rock proposed funding sixty-five percent (65%) of the CDBG 2021 funds in citywide projects and thirty-five percent (35%) in projects that are in qualified census tracts. As planned all public services and program administration projects were funded to provide services to the low-to-moderate income residents citywide and all infrastructure and code enforcement projects were funded to benefit the low-to-moderate income residents in the qualified census tracts.

## Leveraging

**Explain how federal funds leveraged additional resources (private, state and local funds), including a description of how matching requirements were satisfied, as well as how any publicly owned land or property located within the jurisdiction that were used to address the needs identified in the plan.**

To leverage funds, the City has combined the CDBG and General Fund Social Service Funding process. By combining these two processes, we can make sure to fund agencies providing high priority needs with General Funds that could not be funded with CDBG funds due to the 15% funding cap. This process also eliminates the duplication of services. The process of funding social service agencies is as follows: A team consisting of council members, city neighborhood services staff and CDBG staff review agency applications using a set criteria and performance measurements. Funding recommendations are presented to the city council through the budget process. Awarded agencies are contracted to deliver the specific services to residents of Round Rock. In 2021-2022 in addition to the full 15% in public services, the City of Round Rock also funded the following agencies with **General Funds** to provide services for a total amount of \$190,000:

- Williamson County Children's Advocacy Center-Child Abuse Intervention \$40,000
- Literacy Council of Williamson County-Project Moving Up \$10,000
- Foundation Communities-Community Tax Center (Free tax preparation) \$15,000
- Round Rock Area Serving Center-Volunteer Center \$35,000
- Senior Access-Transportation for Senior Adults \$40,000
- Hope Alliance-Safety & Recovery for Family Violence and Sexual Assault Victims \$40,000
- Texas Baptist Children's Home-Trust Based Relational Intervention Specialist \$10,000

During the 2021-2022 Program Year the City of Round Rock funded the Bowman Park Project which is located on publicly owned land. This project had some delays and was not started during the CDBG 2021 program year. Funding this Bowman Park project will address the needs of the low-to-moderate income residents and residents with disabilities that were identified in the plan. This project will rollover to the next CDBG program year and estimated completion date is Spring of 2023.



## CR-20 - Affordable Housing 91.520(b)

Evaluation of the jurisdiction's progress in providing affordable housing, including the number and types of families served, the number of extremely low-income, low-income, moderate-income, and middle-income persons served.

	One-Year Goal	Actual
Number of Homeless households to be provided affordable housing units	0	0
Number of Non-Homeless households to be provided affordable housing units	100	101
Number of Special-Needs households to be provided affordable housing units	0	0
<b>Total</b>	<b>100</b>	<b>101</b>

Table 5 – Number of Households

	One-Year Goal	Actual
Number of households supported through Rental Assistance	100	101
Number of households supported through The Production of New Units	0	0
Number of households supported through Rehab of Existing Units	0	4
Number of households supported through Acquisition of Existing Units	0	0
<b>Total</b>	<b>100</b>	<b>105</b>

Table 6 – Number of Households Supported

**Discuss the difference between goals and outcomes and problems encountered in meeting these goals.**

Home Repair was not a goal in the 2021 action plan as the city did not fund Home Repair as an activity, but CDBG staff was able to assist four homeowners with home repairs with prior year funds allocated for home repair.

**Discuss how these outcomes will impact future annual action plans.**

Future action plans will be impacted by these outcomes because affordable housing continues to be a "High Need" priority for the city of Round Rock. The city plans to fund housing assistance in future annual action plans.

**Include the number of extremely low-income, low-income, and moderate-income persons served by each activity where information on income by family size is required to determine the eligibility of the activity.**

<b>Number of Households Served</b>	<b>CDBG Actual</b>	<b>HOME Actual</b>
Extremely Low-income	973	0
Low-income	180	0
Moderate-income	13	0
<b>Total</b>	<b>1,166</b>	<b>0</b>

**Table 7 – Number of Households Served**

**Narrative Information**

The number of extremely low, low, and moderate income, households listed in the table above are for all the CDBG 2021 activities that require information on income by family size to determine eligibility. The table above does not include beneficiaries served that were presumed low-income (abused and neglected children and seniors). The activities are home repair, housing assistance, health services and food pantry. The PR03 IDIS Report in Attachment 3 goes into detail on the income of households/persons served for every activity including public services where information by family size is required to determine eligibility.

In the efforts to address "worst case needs and persons with disabilities" the City funds the Round Rock Area Serving Center (RRASC) with CDBG funds and general funds. The RRASC assists the very low income, persons with disabilities and homeless or people that are stranded in the city with food and/or rent or temporary shelter and gas.

The City of Round Rock recognizes that the very low income, and persons with disabilities may have difficulty paying their utility bills when facing financial difficulties. In addition to funding the RRASC to provide rent and food assistance the city works with the RRASC to offer the Friendly Rock Program. The Friendly Rock Program helps Round Rock residents facing financial difficulties pay their essential water utility services. This program is funded with resident donations and is administered for the City by the RRASC. Water customers that want to contribute to this program simply complete the Contribution Form in their utility bill that authorizes the city to add \$1 or more to their utility bill payment each month.

In trying to foster and maintain affordable housing, the City of Round Rock supports Low Income Housing Tax Credit (LIHTC) developers by providing a City Council Letter of Support that will accompany their application to the state for LIHTC funds. Although the City of Round Rock does not invest CDBG funds to assist non-homeless but very low-income residents with affordable housing units, there are several Low-Income Housing Tax Credit multi-family housing units available to very low-income families in Round Rock. The Red Villas, Townhomes at Double Creek and Waters at Sunrise are affordable multi-family developments constructed by residential developers or investors with tax credits through the Texas Department of Housing and Community Affairs. Using the Housing Tax Credit Program these developers were able to construct affordable housing units that are decent, safe, and sanitary to low and very low-income residents.

The city is making progress towards meeting the needs of persons with disabilities by funding the bus shelter project. This allowed the purchase and installation of five ADA accessible bus shelters in low-to-moderate income areas of Round Rock.

## **CR-25 - Homeless and Other Special Needs 91.220(d, e); 91.320(d, e); 91.520(c)**

**Evaluate the jurisdiction's progress in meeting its specific objectives for reducing and ending homelessness through:**

### **Reaching out to homeless persons (especially unsheltered persons) and assessing their individual needs**

The City of Round Rock and Williamson County are part of the Texas Balance of State Continuum of Care (BoS CoC). The BoS CoC is part of the Texas Homeless Network (THN), a nonprofit membership-based organization helping Texas communities to prevent and end homelessness. THN is a 501(c)(3) organization that is partially funded through Texas Department of Housing and Community Affairs and Texas Department of State Health Services.

The City CDBG staff continues to attend and participate in the Williamson County Homeless Coalition which meets monthly via ZOOM. The coalition has started to develop a mission statement and establish by laws as well as develop goals to try and meet the needs of homeless in the community.

In trying to reach out to homeless persons, the Williamson County Homeless Coalition participated along with the assistance of the Texas Homeless Network in a Winter Point in Time Count in January 2022. On this day, coalition members, participants and volunteers are hoped to capture the following:

- Number homeless living on the streets, in their car or in camps.
- Conduct a survey that will gather information on their individual situations and needs as well as the gaps in services that are lacking to reduce or end homelessness.
- Take survey data and continue to work with the Williamson County Homeless Coalition to develop of plan that will include goals and actions to reduce or end homelessness.

A total of 24 individuals were counted a homeless in Williamson County (Round Rock, Georgetown, and Taylor) on this day.

The City of Round Rock is trying to develop a list of providers, non-profits and faith-based organizations that provide a wide array of services and resources to those that are homeless or at-risk of becoming homeless. This data will be shared with coalition members and will help establish goals and help figure out gaps in services/resources.

### **Addressing the emergency shelter and transitional housing needs of homeless persons**

The City and Williamson County are part of the Texas Balance of State Continuum of Care (BoS CoC). The BoS CoC is part of the Texas Homeless Network (THN), a nonprofit membership-based organization helping Texas communities to prevent and end homelessness. THN is a 501(c)(3) organization that is partially funded through Texas Department of Housing and Community Affairs and Texas Department of

State Health Services.

The City does not receive any Emergency Solutions Grant funds but acknowledges that there are resources and services in the city and Williamson County that provide emergency shelter and transitional housing. The City's CDBG staff closely works with these agencies at the Williamson County Homeless Coalition monthly meetings. Although not funded with CDBG, the City seeks to gather information from these agencies on what services are provided and how the needs of emergency shelter and transitional housing are addressed and provided.

#### **Emergency Shelter:**

Hope Alliance is the only emergency shelter in Round Rock. Hope Alliance provides emergency shelter to victims of domestic violence. Hope Alliance is not funded with CDBG funds but is funded yearly with City of Round Rock General Funds Social Services Program in the amount of \$35,000 for 2021. These funds help pay for the partial salary of counselor.

#### **Transitional Housing:**

Texas Baptist Children's Home (TBCH) administers the Family Care Program that provides transitional housing for single mothers and their children. This program helps mothers and their children transition into successful, independent futures. The City assists TBCH with a grant from the general fund in the amount of \$10,000 that helps pay for a licensed counselor that provides trauma informed counseling to these single mothers and their children.

In addition to this program the Texas Baptist Children's Home started the Home Base Program in 2020 that offers transitional housing, case management, no cost professional counseling, life skills training, scholarships, and resource referrals to emerging adults, ages 18 to 24, who have aged out of group or foster care, or who are facing homelessness. The Home Base Program offers a bridge of stability and guidance as these young people start college, training, or enter the workforce. TBCH can house up to 22 young adults in two group residences and seven individual apartments. Home Base clients progress through three phases of programming, starting with a greater level of daily supervision in a group residence and moving toward full independence. Participants in this program can stay as long as needed but most stay about two years.

**Helping low-income individuals and families avoid becoming homeless, especially extremely low-income individuals and families and those who are: likely to become homeless after being discharged from publicly funded institutions and systems of care (such as health care facilities, mental health facilities, foster care and other youth facilities, and corrections programs and institutions); and, receiving assistance from public or private agencies that address housing, health, social services, employment, education, or youth needs**

In an effort to help low-income residents of Round Rock including those that are likely to become

homeless or are currently homeless, the City of Round Rock 2021 CDBG funding was awarded to the Round Rock Area Serving Center for the purchase of food to stock their food pantry and also funds to assist residents with rent and mortgage payments. Because the Round Rock Area Serving Center does not turn anyone away, they are probably the main source of assistance in the city for all extremely low-income families and individuals at-risk of becoming homeless including those likely to become homeless after being discharged from publicly funded institutions and systems of care.

In addition to assisting low-income individuals and families with CDBG funded rent/mortgage payments and food, the City of Round rock has recently become involved with a Central Texas Program called Jail to Jobs. Jail to Jobs provides jobs with the City of Round Rock to teenagers and young adults who've spent time in jail. This program gives young offenders a second chance to start something positive for their future. Working with the City of Round Rock is the first time Jail to Jobs has worked directly with a local government. The city employs former jail inmates with part-time, temporary positions with the city during the program year. Jobs range from working in the recycling center to picking up unauthorized signs from the side of the road to small engine maintenance, all under the supervision of full-time city employees. This program has worked out so well that the City is looking at how to expand to bring more former inmates into city departments.

The Round Rock Housing Authority (RRHA) is now participating in the Foster Youth Initiative Voucher Program. The RRHA had 25 Foster Youth Initiative Vouchers allocated to them and have housed eight young adults to date. Vouchers are for young adults between the ages of 18-24 that would have aged out of the foster care system. The State Department of Family and Protective Services vets the applicants to confirm they were in the state foster care system before a voucher can be issued to them. Once a voucher is issued, the voucher for housing is good for up to three years.

Bluebonnet Trails provides services to those in Round Rock with mental health issues and those being discharged from a mental health facility. The city of Round Rock has also formed a Crisis Response Unit Team that will help people in crisis with mental or other issues that the city's emergency services can't handle.

The City funds the following agencies with CDBG and non-CDBG funds to provide services to help these families and individuals avoid becoming homeless:

- Texas Baptist Children's Home with \$10,000 in general fund social service grant for partial salary for a Trust Based Relational Intervention Specialist
- Williamson County Children's Advocacy Center with \$40,000 in general funds for Child Abuse Intervention
- CASA of Williamson County with \$25,000 in CDBG 2021 funds for the partial salary for a volunteer recruiter and trainer for volunteers that advocate for children taken out of their home in court
- Literacy Council with \$10,000 for self-sufficiency education to include GED, basic literacy, and ESL

**Helping homeless persons (especially chronically homeless individuals and families, families with children, veterans and their families, and unaccompanied youth) make the transition to permanent housing and independent living, including shortening the period of time that individuals and families experience homelessness, facilitating access for homeless individuals and families to affordable housing units, and preventing individuals and families who were recently homeless from becoming homeless again**

To assist chronically homeless persons and families with children the following agencies provided services or housing with non-CDBG funded programs:

### **The Texas Baptist Children's Home**

The Texas Baptist Children's Home (TBCH) provides transitional housing to mothers and their children. Some of these mothers are entirely homeless when they arrive, while others are considered at risk of becoming homeless. Family Care is a place for motivated mothers and their children to live while they transition into successful, independent futures. The average length of stay is nine months; however, there is no specific time limit as long as the family is working toward their Plan of Service goals.

The ministry has nine cottages, housing up to five families in each cottage, with live-in Family Life Coordinators. Each unit has a bedroom, bathroom, and kitchen areas, and families share large dining, living, laundry and play space.

A staff therapist offers individual, group and family therapy for every mother and child, as needed.

Assistance is provided in goal setting, education, budgeting, parenting, effective communication, relationship building and spiritual growth. As the residents buy-in, they must commit to being gainfully employed and saving toward future stability. City staff networks with the TBCH and the city always includes the TBCH to participate in needs assessment during the development of action plans.

### **Opportunities for Williamson-Burnet Counties**

During the program year, Opportunities provided childcare for children from several families that were homeless with the Head Start Program. During the program year the families were able to acquire housing.

### **Goodwill of Round Rock**

During the program year Goodwill of Round Rock provided much needed services and resources for homeless veterans with their Veterans Services Grant program. Services were provided to veterans and

their dependents. They served veterans with any discharge status, excluding dishonorable discharge. Goodwill provided the following services to veterans:

- Utility Payments
- Mortgage/Rental Payments, Rent Deposits and Temporary Shelter
- Transportation with bus passes, vehicle repair, vehicle insurance and vehicle payments
- Child Care
- Occupational Training
- Financial Literacy
- Case Management
- Emergency Financial Assistance

## **ROUND ROCK ISD**

CDBG staff regularly networks with the Round Rock ISD Homeless Liaison to keep up to date on data and resources for homeless youth and homeless unaccompanied youth in the school district.

Unaccompanied youth include young people who have run away from home, been thrown out of their homes or have been abandoned by their parents for a variety of reasons. The Round Rock ISD supports a little over a hundred unaccompanied youth each school year. Unaccompanied youth are provided free school meals, transportation to attend school, academic support (backpacks, school supplies, earbuds, tutoring, etc.) as well as community donated support (clothing, shoes, blankets, airbeds, weekend food support, hygiene, vital records support, and community referrals for needed resources).



## **CR-30 - Public Housing 91.220(h); 91.320(j)**

### **Actions taken to address the needs of public housing**

Public housing is administered and managed by the Round Rock Housing Authority (RRHA). The Round Rock Housing Authority was established in 1966, with the first development built in 1972. Today the Housing Authority owns 88 units at the following three locations combined: 1505 Lance Lane, 1100 Westwood and 1007 Cushing Drive and twelve scattered sites. The housing authority also administers Section 8 Housing Vouchers as well as absorbed port-ins from other housing authorities.

The Round Rock Housing Authority (RRHA) received approximately \$195,850 in Capital Grant Funds that were used for operations during the 2021 program year.

To stay aware of and address the needs of public housing, the Round Rock CDBG staff actively networks and attends the RRHA monthly board meetings. After two years of meeting virtually, the RRHA board started meeting in person again in September 2022.

The RRHA knows that if their residents are to become self-sufficient and move on and out of public housing, they need to provide case management and resources that will help them succeed. The RRHA was providing ESL and GED classes on Mondays and Thursdays to residents but due to COVID this has stopped. RRHA is working to find ways to provide needed services to residents virtually to keep them safe.

Due to COVID-19, the RRHA has made many changes in hopes to assist the residents as best they can while keeping them safe too. RRHA has started automating the way they do business. This makes it easier to provide services to the residents and program participants. Some of the changes include:

- Updating the website so the public can access applications online.
- Trying to go paperless by using their HAPPY software provider to set up a program that will allow program participants/applicants to access their personal information online as well as submit their information for interim or annual recertifications.

The greatest need is the need for more affordable housing. The waiting lists for public housing and section 8 are long and continue to grow as more and more people walk in and call to get added to the list daily. The lack of affordable housing is also making it difficult for voucher participants to find affordable units to lease. Currently there are 70 people on the Section 8 waiting list and 326 on the public housing waiting list and the list continues to grow daily. The RRHA attributes the long waiting list for public housing due to the rent moratorium ending and more families facing eviction for nonpayment of rent.

The Round Rock Housing Authority realizes that their 88 units are in need of renovations. The Round Rock Housing Authority (RRHA) has requested approval for re-positioning of public housing to the U.S. Department of Housing and Urban Development. The application requests approval to sell twelve

scattered sites that the RRHA owns. If approved, the sale of the twelve scattered sites will allow the RRHA to take the profits and renovate the existing 88 units at the three RRHA locations in Round Rock.

### **Actions taken to encourage public housing residents to become more involved in management and participate in homeownership**

Once the Round Rock Housing Authority gets approval to sell the twelve scattered sites, they will offer to sell these homes to the current residents and RRHA residents first.

The Round Rock Housing authority has recently extended its board of commissioners from five to seven members. This has increased the number of resident commissioners from one to two.

RRHA works closely with residents to recruit commissioners as they are needed. RRHA tries to encourage residents to become involved with services/programs which are offered. However, due to COVID there has been limited participation.

### **Actions taken to provide assistance to troubled PHAs**

The Round Rock Housing Authority continues to hold a "High Performer" status under HUD's Section Management Assessment Program (SEMAP); therefore, it is not designated as a "troubled" agency.

## **CR-35 - Other Actions 91.220(j)-(k); 91.320(i)-(j)**

**Actions taken to remove or ameliorate the negative effects of public policies that serve as barriers to affordable housing such as land use controls, tax policies affecting land, zoning ordinances, building codes, fees and charges, growth limitations, and policies affecting the return on residential investment. 91.220 (j); 91.320 (i)**

To remove or ameliorate the negative effects of public policies that serve as barriers to affordable housing the City of Round Rock has adopted a housing policy in the Round Rock 2030 Comprehensive Plan. This policy enables a mixture of housing types within the city to meet all residents' needs and preferences through all stages of life.

**Policy Description:** Most of the city's housing stock exists in a conventional suburban form with separate residential subdivisions containing single-family homes or standalone apartment complexes. Currently, low-density single-use neighborhoods occupy significant amounts of land in the city and require the use of a personal vehicle to access employment and services. Based on public input received, housing affordability was a main concern of stakeholders. Certain housing types in the city have been identified as missing in Round Rock, such as smaller-scale multifamily developments. Other types of housing, such as senior living, were identified to address the changing needs of residents over their lifetimes so they can continue to live in Round Rock.

### **Implementation Strategies:**

- Strive to limit two and three story walk-up multifamily units to 20% of the housing stock to the extent feasible, except when located in mixed- and multi-use areas.
- Examine tools to provide incentives for specific dwelling types that do not currently exist in Round Rock or where more units are desired.
- Provide information regarding affordable housing initiatives and programs available to Round Rock residents.
- Examine parking and garage requirements for all residential types.
- Consider amendments to the small lot requirements of the Round Rock Development Code or the creation of a new zoning district to facilitate more affordable single-family homes
- Research best planning practices concerning tiny homes and other housing trends to consider integration into the Round Rock Development Code.
- Explore policies for allowing accessory dwelling units in neighborhoods including specific criteria and design features except where prohibited by homeowners associations.
- Consider rezoning proposals that facilitate the development of missing middle housing. Examples might include low-density townhome and multifamily integrated into neighborhoods, multiple units on one lot, identification of corridors where condominium arrangements are small detached or attached units, high rise multifamily in mixed-use developments, and small lot single-family neighborhoods with special parking requirements.

## **Meeting Housing Demands**

A new SF-3 (Single Family - Mixed) zoning district was created to encourage a variety of single-family lot sizes and price points within a single development. Up to 30% of the lots may be smaller (5,000 sq. ft.) than was previously permitted in Round Rock, if at least 40% are large lots (minimum 10,000 sq. ft.) and at least 30% are medium lots (minimum 6,500 sq. ft.). Recently, the City of Round Rock has approved a Single Family Mixed Lot (SF-3) amendment which allows for a separate unit within the single family footprint that has its own kitchen. It's called Next Gen housing and most likely for elderly parents. The SF-3 zoning district has proved a popular option with developers. Between May 2018 and July 2019, almost 700 undeveloped acres were zoned SF-3. Since 2015, eight condominium projects consisting of single-family houses on a common lot have been approved as Planned Unit Developments (PUDs). These projects have demonstrated demand for a new type of housing for Round Rock which are smaller owner-occupied single-family units with exterior maintenance performed by a condominium association. Increased density and less land consumed by public infrastructure results in lower development costs. With this housing product, developers have been able to deliver new housing units at a more affordable price than houses in conventional subdivisions. In addition to a continuing concern for greater housing unit variety, public input for Round Rock 2030 also revealed significant concerns about housing affordability, referring to the price point of market rate housing rather than subsidized housing. This is a change from the concern expressed in the 2010 Comprehensive Plan that too much of the city's housing stock consisted of inexpensive starter homes. Concerns about housing affordability and lack of availability of certain housing types are often common in high-growth areas. The need for intermediately-sized and priced housing that falls between single-family houses and large apartment complexes is frequently referred to as the missing middle. Planning policy experts are currently experimenting with ways to encourage more missing middle housing. The popularity of single-family garden style residential in Round Rock indicates a demand for smaller, lower maintenance, and affordable housing. Challenges in the next decade include both expanding the range of housing forms constructed and widening the mix of unit types within a subdivision. For example, a new zoning district similar to SF-3 might also allow duplexes and bungalow courts. The city should investigate ways to diversify housing types in existing subdivisions, such as allowing accessory dwelling units. With an increased demand for smaller single-family homes, best practices should also be investigated for single-family houses with shared parking, tiny houses, row houses, and bungalow courts.

## **Actions taken to address obstacles to meeting underserved needs. 91.220(k); 91.320(j)**

Despite efforts, there remain a number of significant obstacles to meeting underserved needs. The following obstacles to meeting these needs in Round Rock are: Population growth; High cost of housing; Cut backs in state and federal funding for basic needs and the need for transportation to existing services and childcare exceed available resources to meet these needs. To address the population growth and the high cost of housing, the Round Rock Area Serving Center provides rent/mortgage, food pantry and utility assistance. The City funded the RRASC for these programs with CDBG program year

2021 funds.

The following programs also help address the cut backs in state and federal funding and the need for childcare and transportation to existing services:

Senior Access was provided \$35,000 in General Fund money in the 2021 program year to provide door to door transportation to seniors to doctor appointments, pharmacies, grocery stores, to pay bills, and to social service agencies for services.

Foundation Community was awarded \$15,000 General Fund grant money in program year 2021 to provide free tax preparation for low to moderate income families.

Meals on Wheels was funded with \$11,114 in CDBG 2021 funds to provide warm meals to homebound and congregate seniors year round.

Head Start is not funded with CDBG funds but provides affordable childcare to low income and homeless families in Round Rock.

To meet the need for transportation the city has implemented a fix route bus service which has been designed to provide access to employment, medical, shopping, and other services. Transportation is an extremely important link for the low income and minority populations for employment opportunities, education, medical and everyday needs. The fixed route also provides connections for travel between Austin and Round Rock. The fixed route is wheelchair accessible and provides half fare for seniors and persons with disabilities. The city provides ADA paratransit services for anyone with a functional disability that prevents them from being able to utilize the fixed route bus system.

Council has also passed an ordinance that allows Round Rock Transit to sell discount bus passes to non-profit and government agencies for the purpose of distributing the passes to low-income persons and families that meet the participation requirements.

The city of Round Rock funded the transportation department with CDBG 2020 funds to purchase and install five bus shelters in the low income areas of the city. These bus shelters are ADA accessible and provide shelter from the elements. This project was completed during the CDBG 2021 program year.

The City also provides residents with the Guide to Affordable Housing in the Greater Austin Area. This guide is a tool for people seeking affordable rental housing in the Austin area that includes Round Rock. The guide contains general information on housing programs funded on the local, county, state and federal levels, as well as specific information about complexes participating in these programs. It contains lists and explanations of rental housing with rent restrictions, income based rents and tenant income limits. The Guide to Affordable Housing is available at City hall and also a link to the guide is provided on the CDBG webpage on the City website.

### **Actions taken to reduce lead-based paint hazards. 91.220(k); 91.320(j)**

Most of the housing stock in Round Rock was built post 1978. The City did not fund the minor home repair in the 2021 program year. The home repair program did continue during the CDBG 2021 program year and homes that were selected for repairs were funded with prior year funds. The Home Repair Program has lead based policies and procedures in place to comply with the Residential Lead Based Paint Hazard Reduction Act of 1992 (Title X) and subsequent changes in September 1999. These procedures include notification, identification, and treatment (if necessary). Although most of the housing developments in Round Rock occurred after the use of the lead based paint was banned, it is practice to include the Acknowledgement of Lead Based Paint Testing of Property Built Before 1978 form and the Protect your Family from Lead pamphlet as part of the minor home repair packet regardless if the homeowner lives in a home built prior to 1978 or not.

### **Actions taken to reduce the number of poverty-level families. 91.220(k); 91.320(j)**

During the 2021 program year the City of Round Rock took the following actions to reduce the number of poverty level families:

- City of Round Rock Community Development Division (CDBG) provided minor home repair for the low and very low income residents in Round Rock with prior year funds. A total of 4 households were assisted during the program year with repairs to include fence, plumbing, electrical, mechanical, weatherization, and ADA improvements. This is an on-going project that will continue into program year 2022-2023.
- Round Rock Area Serving Center was funded with CDBG program year 2021 funds to provide rent and mortgage assistance and access to their food pantry. A total of 969 unduplicated low to moderate income Round Rock households received services with CDBG funds at the Serving Center.

### **Actions taken to develop institutional structure. 91.220(k); 91.320(j)**

Executive implementation of the Consolidated Plan involves a variety of agencies. Collaboration and coordination between agencies is important to ensuring that the needs in the community are addressed. The key agencies involved are described below:

- Williamson County and Cities Health District (WCCHD)-offers a variety of a services including alcohol and drug testing, WIC, family assistance, public health services, senior services, emergency services, and HIV testing and counseling.
- Round Rock Housing Authority (RRHA) administers the Housing Choice (Section 8) Voucher program. The City works closely with the RRHA regarding public housing issues.
- Opportunities for Williamson-Burnet Counties provides meals to seniors.
- Senior Access provides door to door as needed transportation to seniors.
- United Way continues working with people and organizations throughout Williamson County to

build stronger communities and improve lives.

In addition to meeting with these agencies during the development of the consolidated plan the City CDBG staff networks with these agencies and others by attending the Williamson County Non-Profit Networking Meetings the first Tuesday of every month at the Alan R. Baca Center. By attending these meetings CDBG staff can keep up and strengthen existing relationships with agencies and also get to know new agencies that are providing needed services in the area. This monthly meeting has allowed the development of institutional structure among social service agencies and will make it easy for the CDBG staff to promote CDBG public hearings and stakeholder meetings.

**Actions taken to enhance coordination between public and private housing and social service agencies. 91.220(k); 91.320(j)**

In order to increase the coordination between public and private housing and social service agencies the CDBG staff attends the following:

- Monthly Round Rock Housing Authority board meetings where the needs of public housing residents are discussed and addressed.
- Monthly Williamson County Non-Profit Networking Meetings where public and private housing providers and social service agencies attend to discuss the needs of the residents and how to close the gaps in Round Rock.
- Monthly Virtual Homeless Coalition Meetings where agencies that provide services to homeless and those at-risk of becoming homeless come to discuss how to meet the needs and how to work together to provide the resources to this population.
- Meet with the neighboring grantees and public housing agencies to discuss the goals identified in the joint Analysis of Impediments to Fair Housing.
- Meet with local realtors, public housing agencies, apartment managers and management companies to educate them on Fair Housing during Fair Housing Month in April.

**Identify actions taken to overcome the effects of any impediments identified in the jurisdictions analysis of impediments to fair housing choice. 91.520(a)**

The City of Round Rock was part of the Central Texas Joint Analysis of Impediments to Fair Housing (AI) study and is also a member of the Central Texas Fair Housing Working Group. The working group is made up of staff from each of the entities that participated in the Joint AI. The group meets to collaborate and coordinate on the implementation of regional fair housing goals and affordable housing interests. The group was about to meet for the first time in early March 2019 but had to postpone the in-person meeting due to COVID-19. The group eventually met for the first time virtually in the fall of 2020 and will continue to meet virtually quarterly.

Primary findings in Round Rock:

**Segregation and integration:** Segregation and lack of access to economic opportunity persists in many areas of the region. Some residents still face barriers to reaching their economic potential and residents of certain races, ethnicities, disability status, and household characteristics are more affected than others. The good news is that these barriers are lowest in Round Rock than the other entities that participated in the Central Texas AI study.

- **Resident diversity.** Of all the jurisdictions represented in the AI, the city of Round Rock best represents resident diversity in race, ethnicity and national origin.
- **Family poverty.** Overall, in the region, African American and Hispanic families have much higher rates of poverty than Non-Hispanic White and Asian families.
- **Segregation.** Round Rock also has relatively low segregation of residents by race, ethnicity and disability.

**Disproportionate housing needs.** Housing access differs among the jurisdictions in the Central Texas region, within jurisdictions, and among household groups. Where the differences appear to create negative outcome for households, these are identified as disproportionate needs. The largest concerns in Round Rock include:

- **Homeownership gap.** The homeownership rate for Black/African American households in round rock is 42 percent compared to 68 percent for Non-Hispanic White households. The rate is 50 percent for Hispanic households. According to the resident survey, many more residents in Round Rock could become homeowners if they had down payment assistance.

**Access to opportunity.** Access to opportunity-good jobs and skill development, quality school, healthy food and access to the outdoors, supportive services, and affordable transportation-are a significant factor in the ability of residents to grow economically. According to residents, Round Rock stands out in this area: Round Rock residents are less likely than survey respondents regionally to live in neighborhoods with inadequate sidewalks, streetlights, drainage or other infrastructure. They are likely to live in neighborhoods with quality schools and access to the community amenities that residents value-shopping entertainment, recreational opportunities. the one exception is transportation: as the region grows and traffic becomes more congested-and travel become less predictable-Round Rock and its surrounding communities will need to address public transportation challenges.



## **CR-40 - Monitoring 91.220 and 91.230**

**Describe the standards and procedures used to monitor activities carried out in furtherance of the plan and used to ensure long-term compliance with requirements of the programs involved, including minority business outreach and the comprehensive planning requirements**

The City of Round Rock has developed a monitoring system that includes monitoring policies, procedures and standards to ensure that all activities carried out with the CDBG funds are done so in a timely manner in accordance with federal monitoring requirements, and all other applicable laws, regulations, policies and sound management and accounting practices including all the requirements of 24 CFR 570.502, 2 CFR 200.238, 2 CFR 200.331 (d) and any other applicable federal requirements. The City of Round Rock Monitoring Policy was updated to include monitoring procedures for the CDBG-CV grant funded programs as well.

Subrecipients are monitored to ensure that they have implemented and administered their CDBG funded activities according to applicable Federal Requirements. Particular attention is paid to compliance with eligible and national objective requirements. Other areas emphasized are the financial management systems , internal controls, procurement practices and compliance with civil rights requirements.

When applicable, subrecipients are required to submit copies of paid receipts, timesheets, income documentation, client data and self-certification forms with their monthly requests for reimbursement. This information is used to determine the number of unduplicated beneficiaries. Monthly reports were submitted by each subrecipient so staff could monitor the progress of each activity, provide technical assistance or consultation when needed to ensure that all objectives are met.

Subrecipients are evaluated and scored for risk level with a risk assessment yearly before the on-site monitoring visits are conducted. On-site monitoring consists of a 5 step process:

1. Notification Letter
2. Entrance Conference
3. Documentation, Data Acquisition and Analysis
4. Exit Conference
5. Follow-up Monitoring Letter and Report

The on-site monitoring will evaluate program administration and regulatory compliance to include the following:

- Conformance to Subrecipient Agreement
- Record Keeping Systems

- Financial Management Systems
- Insurance
- Procurement Procedures
- Equipment
- Non-Discrimination and Actions to Further Fair Housing

During the CDBG 2021 program year the following subrecipients were monitored on-site:

Round Rock Area Serving Center

Meals on Wheels

CASA of Williamson County

Sacred Heart Community Clinic

There were no findings or areas of concern for any of the agencies.

### **Citizen Participation Plan 91.105(d); 91.115(d)**

**Describe the efforts to provide citizens with reasonable notice and an opportunity to comment on performance reports.**

In order to provide citizens with a reasonable notice and an opportunity to comment on the CAPER, a Notice of Public Hearing was published in the Round Rock Leader on November 23, 2022 in English and Spanish. The notices were also posted on the City bulletin at city hall on November 23, 2022 as well as on the city website. The public hearing on the CAPER was held on December 15, 2022 before city council. The public was given 19 days to comment either in person or in writing from December 1, 2022 to December 19, 2022. \_\_\_\_\_ comments were received(attachment #5). The public hearing was held at council chambers which is accessible to persons with disabilities. The city is committed to compliance with the Americans with Disabilities Act and Section 504 of the Rehabilitation Act of 1973, as amended. Reasonable modifications and equal access to communications can always be provided upon request and is noted in the notices. City staff was present and available at the public hearing to translate for persons with limited English proficiency.

### **CR-45 - CDBG 91.520(c)**

**Specify the nature of, and reasons for, any changes in the jurisdiction's program objectives and indications of how the jurisdiction would change its programs as a result of its experiences.**

During the 2021-2022 program year there were no changes in the jurisdictions program objectives. The City of Round Rock did not have any CDBG projects or activities that generated any program income.

The City of Round Rock did not have any open Brownfields Economic Development Initiatives Grants (BEDI) during this program year therefore there are no BEDI accomplishments or program outcomes to report in this CAPER report. Currently the City of Round Rock does not have any Section 108 loans.

**Does this Jurisdiction have any open Brownfields Economic Development Initiative (BEDI) grants?**

No

**[BEDI grantees] Describe accomplishments and program outcomes during the last year.**

**CR-45 - CDBG 91.520(c)**

**Specify the nature of, and reasons for, any changes in the jurisdiction's program objectives and indications of how the jurisdiction would change its programs as a result of its experiences.**

During the 2021-2022 program year there were no changes in the jurisdictions program objectives. The City of Round Rock did not have any CDBG projects or activities that generated any program income.

The City of Round Rock did not have any open Brownfields Economic Development Initiatives Grants (BEDI) during this program year therefore there are no BEDI accomplishments or program outcomes to report in this CAPER report. Currently the City of Round Rock does not have any Section 108 loans.

**Does this Jurisdiction have any open Brownfields Economic Development Initiative (BEDI) grants?**

No

**[BEDI grantees] Describe accomplishments and program outcomes during the last year.**

## CR-58 – Section 3

Identify the number of individuals assisted and the types of assistance provided

<b>Total Labor Hours</b>	<b>CDBG</b>	<b>HOME</b>	<b>ESG</b>	<b>HOPWA</b>	<b>HTF</b>
Total Number of Activities	1	0	0	0	0
Total Labor Hours	216				
Total Section 3 Worker Hours	0				
Total Targeted Section 3 Worker Hours	0				

**Table 8 – Total Labor Hours**

<b>Qualitative Efforts - Number of Activities by Program</b>	<b>CDBG</b>	<b>HOME</b>	<b>ESG</b>	<b>HOPWA</b>	<b>HTF</b>
Outreach efforts to generate job applicants who are Public Housing Targeted Workers	1				
Outreach efforts to generate job applicants who are Other Funding Targeted Workers.	0				
Direct, on-the job training (including apprenticeships).	0				
Indirect training such as arranging for, contracting for, or paying tuition for, off-site training.	0				
Technical assistance to help Section 3 workers compete for jobs (e.g., resume assistance, coaching).	0				
Outreach efforts to identify and secure bids from Section 3 business concerns.	1				
Technical assistance to help Section 3 business concerns understand and bid on contracts.	0				
Division of contracts into smaller jobs to facilitate participation by Section 3 business concerns.	0				
Provided or connected residents with assistance in seeking employment including: drafting resumes, preparing for interviews, finding job opportunities, connecting residents to job placement services.	0				
Held one or more job fairs.	1				
Provided or connected residents with supportive services that can provide direct services or referrals.	0				
Provided or connected residents with supportive services that provide one or more of the following: work readiness health screenings, interview clothing, uniforms, test fees, transportation.	1				
Assisted residents with finding child care.	0				
Assisted residents to apply for, or attend community college or a four year educational institution.	0				
Assisted residents to apply for, or attend vocational/technical training.	1				
Assisted residents to obtain financial literacy training and/or coaching.	1				
Bonding assistance, guaranties, or other efforts to support viable bids from Section 3 business concerns.	0				
Provided or connected residents with training on computer use or online technologies.	0				
Promoting the use of a business registry designed to create opportunities for disadvantaged and small businesses.	0				
Outreach, engagement, or referrals with the state one-stop system, as designed in Section 121(e)(2) of the Workforce Innovation and Opportunity Act.	0				

Other.	0				
--------	---	--	--	--	--

**Table 9 – Qualitative Efforts - Number of Activities by Program**

## Narrative

## **Attachment**

### **ATTACHMENT 1: CDBG 2021 CAPER PUBLIC HEARING NOTICES POSTED**

ATTACHMENT 1: PUBLIC HEARING NOTICES POSTED

NOTICE OF PUBLIC HEARING

A public hearing will be held by the Round Rock City Council on Thursday, December 15, 2022 at 5:00 p.m. at the Round Rock City Council Chambers located at 221 East Main Street. The purpose of the hearing is to receive public comments concerning the 2021-2022 Consolidated Annual Performance Evaluation Report (CAPER).

The City of Round Rock is required by the U.S. Department of Housing and Urban Development to make an annual performance plan available to the public for examination and comment for a period of at least fifteen days. The 2021-2022 CAPER will be available from December 1, 2022 through December 19, 2022 at 5 p.m. for public review in the Office of Community Development, 221 East Main Street, Round Rock, TX, and on the City of Round Rock Website at [www.roundrocktexas.gov](http://www.roundrocktexas.gov).

The City of Round Rock is committed to compliance with the Americans with Disabilities Act (ADA) and Section 504 of the Rehabilitation Act of 1973, as amended. Reasonable modifications and equal access to communications will be provided upon request. Please call 218-6643 (voice) or Relay Texas at 1-800-735-2989 (TDD) for assistance. For a sign language interpreter, please call Elizabeth Alvarado at 512-341-3328 at least 4-5 days in advance.

The City does not discriminate on the basis of disability in the admission or access to, or treatment or employment in, its programs and activities. The City of Round Rock Human Resources Department has been designated as the City's ADA/Section 504 Office. This office is located at 221 E. Main Street, 1<sup>st</sup> Floor of the Business Center. If you have any questions or complaints regarding your ADA/Section 504 rights, please call Michael Bennett, Risk Manager at (512) 218-6643. This publication is available in alternative formats. Please call (512) 341-3328 (voice) for assistance.

**POSTING CERTIFICATION**

*I certify that this notice of a public hearing was posted on this 23rd day of November 2022 at 5:00 p.m. as required by law in accordance with Section 551.043 of the Texas Government Code.*

  
Megan Spinks, City Clerk

Date of Publication: Wednesday, November 23, 2022



## AVISO DE AUDIENCIA PÚBLICA

El Consejo Municipal de Round Rock celebrará una audiencia pública el Jueves 15 de Diciembre de 2022 a 5:00 en Council Chambers del Concejo Municipal de Round Rock situado en 221 East Main Street. El propósito de la audiencia es recibir comentarios públicos sobre el Consolidated Annual Performance Evaluation Report (CAPER) 2021-2022.

La ciudad de Round Rock es obligado por el Departamento de vivienda y desarrollo urbano de los Estados Unidos para hacer un plan de desempeño anual disponible al público para examen y comentario para un período de al menos quince días. El CAPER 2021-2022 estará disponible desde el 1 de Diciembre de 2022 a través de 19 de Diciembre de 2022 a 5:00 para la revisión pública en la oficina de desarrollo comunitario, 221 East Main Street, Round Rock, Texas y ciudad de Round Rock sitio web en [www.roundrocktexas.gov](http://www.roundrocktexas.gov).

La ciudad de Round Rock se compromete al cumplimiento de las Americans with Disabilities Act (ADA) y la sección 504 de la Rehabilitation Act de 1973, enmendado. Modificaciones razonables y acceso igualitario a las comunicaciones se proporcionará a petición. Por favor llamar al 512-218-6643 (voz) o Relay Texas en 1-800-735-2989 (TDD) asistencia. Un intérprete de lengua de señas, por favor llame a Elizabeth Alvarado en 512 341-3328 por lo menos 4-5 días de antelación.

La ciudad no discrimina por discapacidad en la admisión o acceso o tratamiento o empleo en sus programas y actividades. Ciudad de Round Rock Departamento de recursos humanos ha sido designado como ADA, sección 504 oficina de la ciudad. Esta oficina se encuentra en 221 E. Main Street, 1<sup>er</sup> piso del centro de negocios. Si usted tiene preguntas o quejas con respecto a sus derechos de ADA, sección 504, por favor llame a la ciudad de Round Rock Departamento de recursos humanos a Michael Bennett en (512) 218-6643. Esta publicación está disponible en formatos alternativos. Por favor llamar al (512) 341-3328 (voz) asistencia.

### CERTIFICACIÓN DE REGISTRO

*Certifico que este aviso de audiencia pública fue publicado este día 23 de Noviembre 2022 a 5:00 como se requiere por ley de acuerdo con la sección 551.043 del código de gobierno de Texas.*

  
Meagan Spinks, vendedor de la ciudad

Fecha de publicación: Miércoles, 23 de Noviembre de 2022

# ATTACHMENT 2: CDBG 2021 CAPER PR03 REPORT



## ATTACHMENT 2 PRO3 REPORTS

U.S. Department of Housing and Urban Development  
Office of Community Planning and Development  
Integrated Disbursement and Information System  
CDBG Activity Summary Report (GPR) for Program Year 2021  
ROUND ROCK

Date: 22-Nov-2022  
Time: 11:49  
Page: 1

PGM Year:	2018		
Project:	0004 - Minor Home Repair		
IDIS Activity:	500 - Minor Home Repair		
Status:	Completed 6/27/2022 12:00:00 AM	Objective:	Create suitable living environments
Location:	1481 E Old Settlers Blvd Round Rock, TX 78664-2351	Outcome:	Availability/accessibility
		Matrix Code:	Rehab; Single-Unit Residential (14A)
		National Objective:	LMH

Activity to prevent, prepare for, and respond to Coronavirus: No

Initial Funding Date: 10/13/2020

Description:

lead based paint testing 2 @ \$750 each for testing at 1107 Westside Lane and 2003 Magnolia Drive.  
rehab at 1107 Westside Lane \$6656.25 and 1831 Old Settlers Blvd\$3874.00minor home repair at 811 fernwood cove \$22786.93 and \$2376.07 from py 2019 funds

	Fund Type	Grant Year	Grant	Funded Amount	Drawn In Program Year	Drawn Thru Program Year
CDBG	EN	2018	B18MC480514	\$34,817.18	\$0.00	\$34,817.18
		2019	B19MC480514	\$2,376.07	\$0.00	\$2,376.07
Total	Total			\$37,193.25	\$0.00	\$37,193.25

Proposed Accomplishments:

Housing Units : 3

Actual Accomplishments

Number assisted:

	Owner		Renter		Total		Person	
	Total	Hispanic	Total	Hispanic	Total	Hispanic	Total	Hispanic
White:	3	3	0	0	3	3	0	0
Black/African American:	0	0	0	0	0	0	0	0
Asian:	0	0	0	0	0	0	0	0
American Indian/Alaskan Native:	0	0	0	0	0	0	0	0
Native Hawaiian/Other Pacific Islander:	0	0	0	0	0	0	0	0
American Indian/Alaskan Native & White:	0	0	0	0	0	0	0	0
Asian White:	0	0	0	0	0	0	0	0
Black/African American & White:	0	0	0	0	0	0	0	0
American Indian/Alaskan Native & Black/African American:	0	0	0	0	0	0	0	0
Other multi-racial:	0	0	0	0	0	0	0	0
Asian/Pacific Islander:	0	0	0	0	0	0	0	0

PR03 - ROUND ROCK

Page: 1 of 35



U.S. Department of Housing and Urban Development  
Office of Community Planning and Development  
Integrated Disbursement and Information System  
CDBG Activity Summary Report (GPR) for Program Year 2021  
ROUND ROCK

Date: 22-Nov-2022  
Time: 11:49  
Page: 2

Hispanic:	0	0	0	0	0	0	0	0
Total:	3	3	0	0	3	3	0	0
Female-headed Households:	2		0		2			
Income Category:	Owner	Renter	Total	Person				
Extremely Low	2	0	2	0				
Low Mod	1	0	1	0				
Moderate	0	0	0	0				
Non Low Moderate	0	0	0	0				
Total	3	0	3	0				
Percent Low/Mod	100.0%		100.0%					

Annual Accomplishments

Years	Accomplishment Narrative	# Benefitting
2018	3 households were assisted	



U.S. Department of Housing and Urban Development  
Office of Community Planning and Development  
Integrated Disbursement and Information System  
CDBG Activity Summary Report (GPR) for Program Year 2021  
ROUND ROCK

Date: 22-Nov-2022  
Time: 11:49  
Page: 3

PGM Year: 2020  
Project: 0002 - Program Administration  
IDIS Activity: 503 - CORR PROG ADMIN  
Status: Completed 12/2/2021 12:00:00 AM  
Location:

Objective:  
Outcome:  
Matrix Code: General Program Administration (21A) National Objective:

Activity to prevent, prepare for, and respond to Coronavirus: No

Initial Funding Date: 02/25/2021

Description:

Financing

	Fund Type	Grant Year	Grant	Funded Amount	Drawn In Program Year	Drawn Thru Program Year
CDBG	EN	2020	B20MC480514	\$116,071.26	\$0.00	\$116,071.26
Total	Total			\$116,071.26	\$0.00	\$116,071.26

Proposed Accomplishments

Actual Accomplishments

Number assisted:

	Owner		Renter		Total		Person	
	Total	Hispanic	Total	Hispanic	Total	Hispanic	Total	Hispanic
White:					0	0		
Black/African American:					0	0		
Asian:					0	0		
American Indian/Alaskan Native:					0	0		
Native Hawaiian/Other Pacific Islander:					0	0		
American Indian/Alaskan Native & White:					0	0		
Asian White:					0	0		
Black/African American & White:					0	0		
American Indian/Alaskan Native & Black/African American:					0	0		
Other multi-racial:					0	0		
Asian/Pacific Islander:					0	0		
Hispanic:					0	0		
Total:	0	0	0	0	0	0	0	0
Female-headed Households:					0			

PR03 - ROUND ROCK

Page: 3 of 35



U.S. Department of Housing and Urban Development  
Office of Community Planning and Development  
Integrated Disbursement and Information System  
CDBG Activity Summary Report (GPR) for Program Year 2021  
ROUND ROCK

Date: 22-Nov-2022  
Time: 11:49  
Page: 4

Income Category:	Owner	Renter	Total	Person
Extremely Low			0	
Low Mod			0	
Moderate			0	
Non Low Moderate			0	
Total	0	0	0	0
Percent Low/Mod				

Annual Accomplishments

No data returned for this view. This might be because the applied filter excludes all data.



U.S. Department of Housing and Urban Development  
Office of Community Planning and Development  
Integrated Disbursement and Information System  
CDBG Activity Summary Report (GPR) for Program Year 2021  
ROUND ROCK

Date: 22-Nov-2022  
Time: 11:49  
Page: 5

PGM Year:	2020		
Project:	0005 - Code Enforcement		
IDIS Activity:	506 - CORR Code Enforcement		
Status:	Completed 12/2/2021 12:00:00 AM	Objective:	Create suitable living environments
Location:	221 E Main St Round Rock, TX 78664-5271	Outcome:	Sustainability
		Matrix Code:	Code Enforcement (15)
		National Objective:	LMA

Activity to prevent, prepare for, and respond to Coronavirus: No

Initial Funding Date: 02/26/2021

Description:

Financing

	Fund Type	Grant Year	Grant	Funded Amount	Drawn In Program Year	Drawn Thru Program Year
CDBG	EN	2020	B20MC480514	\$115,000.00	\$0.00	\$115,000.00
Total	Total			\$115,000.00	\$0.00	\$115,000.00

Proposed Accomplishments

Housing Units : 400

Total Population in Service Area: 29,115

Census Tract Percent Low / Mod: 66.82

Annual Accomplishments

Years	Accomplishment Narrative	# Benefitting
2020	CDBG funds are being used to pay for 1 & 1/2 staff salary (code officers). these officers only work in the CDBG eligible areas.	



U.S. Department of Housing and Urban Development  
Office of Community Planning and Development  
Integrated Disbursement and Information System  
CDBG Activity Summary Report (GPR) for Program Year 2021  
ROUND ROCK

Date: 22-Nov-2022  
Time: 11:49  
Page: 6

PGM Year:	2020				
Project:	0001 - Round Rock Area Serving Center Housing Assistance				
IDIS Activity:	509 - RRASC Subsistence Payments CDBG-CV 3				
Status:	Completed 7/7/2022 12:00:00 AM	Objective:	Provide decent affordable housing		
Location:	1099 E Main St Round Rock, TX 78664-4418	Outcome:	Affordability		
		Matrix Code:	Subsistence Payment (05Q)	National Objective:	LMC

Activity to prevent, prepare for, and respond to Coronavirus: Yes

Initial Funding Date: 08/30/2021

Description:

Financing

	Fund Type	Grant Year	Grant	Funded Amount	Drawn In Program Year	Drawn Thru Program Year
CDBG	EN	2020	B20MW480514	\$474,258.00	\$48,739.62	\$474,258.00
Total	Total			\$474,258.00	\$48,739.62	\$474,258.00

Proposed Accomplishments

People (General) : 400

Actual Accomplishments

Number assisted:

	Owner		Renter		Total		Person	
	Total	Hispanic	Total	Hispanic	Total	Hispanic	Total	Hispanic
White:	0	0	0	0	0	0	218	117
Black/African American:	0	0	0	0	0	0	158	0
Asian:	0	0	0	0	0	0	1	0
American Indian/Alaskan Native:	0	0	0	0	0	0	2	0
Native Hawaiian/Other Pacific Islander:	0	0	0	0	0	0	2	0
American Indian/Alaskan Native & White:	0	0	0	0	0	0	0	0
Asian White:	0	0	0	0	0	0	1	0
Black/African American & White:	0	0	0	0	0	0	1	0
American Indian/Alaskan Native & Black/African American:	0	0	0	0	0	0	0	0
Other multi-racial:	0	0	0	0	0	0	18	0
Asian/Pacific Islander:	0	0	0	0	0	0	0	0
Hispanic:	0	0	0	0	0	0	0	0
Total:	0	0	0	0	0	0	401	117

PR03 - ROUND ROCK

Page: 6 of 35



U.S. Department of Housing and Urban Development  
Office of Community Planning and Development  
Integrated Disbursement and Information System  
CDBG Activity Summary Report (GPR) for Program Year 2021  
ROUND ROCK

Date: 22-Nov-2022  
Time: 11:49  
Page: 7

Female-headed Households:				0	0	0
Income Category:	Owner	Renter	Total	Person		
Extremely Low	0	0	0	305		
Low Mod	0	0	0	94		
Moderate	0	0	0	2		
Non Low Moderate	0	0	0	0		
Total	0	0	0	401		
Percent Low/Mod				100.0%		

Annual Accomplishments

Years	Accomplishment Narrative	# Benefiting
2020	RFP#1-\$47,798.95 assisted 53 residents; rfp#2 \$30,118.96 rfp#3 \$73,834.29 RFP#4 \$51,265.56 RFP#5 \$101,084.41 RFP#6 \$66,032.72 FRP#7 \$55,383.49 RFP#8 \$33,478.01 RFP#9 \$15,261.61 TOTAL HISPANIC SERVED 117 TOTAL FEMALE HEAD OF HOUSEHOLD: 99	





U.S. Department of Housing and Urban Development  
Office of Community Planning and Development  
Integrated Disbursement and Information System  
CDBG Activity Summary Report (GPR) for Program Year 2021  
ROUND ROCK

Date: 22-Nov-2022  
Time: 11:49  
Page: 8

PGM Year:	2019				
Project:	0002 - Public Facilities				
IDIS Activity:	512 - Frontier Park				
Status:	Open	Objective:	Create suitable living environments		
Location:	1804 Frontier Trail Round Rock, TX 78681	Outcome:	Availability/accessibility		
		Matrix Code:	Parks, Recreational Facilities (03F)	National Objective:	LMA

Activity to prevent, prepare for, and respond to Coronavirus: No

Initial Funding Date: 07/26/2021

Description:

Replacement of existing playground with newer, safer, and more inclusive equipment, resurfacing the tennis courts, some ADA corrections, new trash cans, replacement of aging benches, resurfacing the basketball court, new basketball hoops, and adding shade over the basketball court if budget permits.

Financing

	Fund Type	Grant Year	Grant	Funded Amount	Drawn In Program Year	Drawn Thru Program Year
CDBG	EN	2019	B19MC480514	\$190,567.50	\$20,900.00	\$190,567.50
Total	Total			\$190,567.50	\$20,900.00	\$190,567.50

Proposed Accomplishments

Public Facilities : 1

Total Population in Service Area: 8,395

Census Tract Percent Low / Mod: 64.74

Annual Accomplishments

Years	Accomplishment Narrative	# Benefitting
2019		



U.S. Department of Housing and Urban Development  
Office of Community Planning and Development  
Integrated Disbursement and Information System  
CDBG Activity Summary Report (GPR) for Program Year 2021  
ROUND ROCK

Date: 22-Nov-2022  
Time: 11:49  
Page: 9

PGM Year:	2019				
Project:	0003 - Minor Home Repair				
IDIS Activity:	514 - Minor Home Repair 1183 Southern Place				
Status:	Completed 12/2/2021 12:00:00 AM	Objective:	Create suitable living environments		
Location:	1183 Southern Pl Round Rock, TX 78665-3914	Outcome:	Availability/accessibility		
		Matrix Code:	Rehab; Single-Unit Residential (14A)	National Objective:	LMH

Activity to prevent, prepare for, and respond to Coronavirus: No

Initial Funding Date: 11/16/2021

Description:

Financing

	Fund Type	Grant Year	Grant	Funded Amount	Drawn In Program Year	Drawn Thru Program Year
CDBG	EN	2019	B19MC480514	\$22,989.00	\$22,989.00	\$22,989.00
Total	Total			\$22,989.00	\$22,989.00	\$22,989.00

Proposed Accomplishments

Housing Units : 1

Actual Accomplishments

Number assisted:

	Owner		Renter		Total		Person	
	Total	Hispanic	Total	Hispanic	Total	Hispanic	Total	Hispanic
White:	0	0	0	0	0	0	0	0
Black/African American:	1	0	0	0	1	0	0	0
Asian:	0	0	0	0	0	0	0	0
American Indian/Alaskan Native:	0	0	0	0	0	0	0	0
Native Hawaiian/Other Pacific Islander:	0	0	0	0	0	0	0	0
American Indian/Alaskan Native & White:	0	0	0	0	0	0	0	0
Asian White:	0	0	0	0	0	0	0	0
Black/African American & White:	0	0	0	0	0	0	0	0
American Indian/Alaskan Native & Black/African American:	0	0	0	0	0	0	0	0
Other multi-racial:	0	0	0	0	0	0	0	0
Asian/Pacific Islander:	0	0	0	0	0	0	0	0
Hispanic:	0	0	0	0	0	0	0	0
Total:	1	0	0	0	1	0	0	0

PR03 - ROUND ROCK

Page: 9 of 35



U.S. Department of Housing and Urban Development  
Office of Community Planning and Development  
Integrated Disbursement and Information System  
CDBG Activity Summary Report (GPR) for Program Year 2021  
ROUND ROCK

Date: 22-Nov-2022  
Time: 11:49  
Page: 10

Female-headed Households:				0	0	0
Income Category:	Owner	Renter	Total	Person		
Extremely Low	0	0	0	0		
Low Mod	1	0	1	0		
Moderate	0	0	0	0		
Non Low Moderate	0	0	0	0		
Total	1	0	1	0		
Percent Low/Mod	100.0%		100.0%			

Annual Accomplishments

Years	Accomplishment Narrative	# Benefitting
2019	home repair for property at 1183 southern place to include replacement of roof, hvac/furnace and ada improvements to front concrete pad at entry to house.	



U.S. Department of Housing and Urban Development  
Office of Community Planning and Development  
Integrated Disbursement and Information System  
CDBG Activity Summary Report (GPR) for Program Year 2021  
ROUND ROCK

Date: 22-Nov-2022  
Time: 11:49  
Page: 11

PGM Year:	2020				
Project:	0004 - Bus Stops of Mays				
IDIS Activity:	515 - Bus Stops on Mays				
Status:	Completed 1/11/2022 12:00:00 AM	Objective:	Create suitable living environments		
Location:	1300 S Mays St Round Rock, TX 78664-6880	Outcome:	Availability/accessibility		
		Matrix Code:	Neighborhood Facilities (03E)	National Objective:	LMA

Activity to prevent, prepare for, and respond to Coronavirus: No

Initial Funding Date: 12/06/2021

Description:

Financing

	Fund Type	Grant Year	Grant	Funded Amount	Drawn In Program Year	Drawn Thru Program Year
CDBG	EN	2020	B20MC480514	\$93,585.00	\$93,585.00	\$93,585.00
Total	Total			\$93,585.00	\$93,585.00	\$93,585.00

Proposed Accomplishments

Public Facilities : 1

Total Population in Service Area: 825

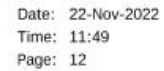
Census Tract Percent Low / Mod: 74.55

Annual Accomplishments

Years	Accomplishment Narrative	# Benefitting
2020	This project will be at the following locations in Round Rock:  Mays & Short Trail (on the Westside of Mays Street)  Mays & Tower (on the Eastside of Mays Street)  Mays & Mays Crossing (on the Eastside of Mays Street)  Mays at Shipleys Donuts (on the Westside of Mays Street)  *All bus stop locations are in the same Census Tract 207.04 and 207.01	

PR03 - ROUND ROCK

Page: 11 of 35



Objective: Create suitable living environments  
Outcome: Affordability  
Matrix Code: Rehab; Single-Unit Residential (14A) National Objective: LMH

	Fund Type	Grant Year	Grant	Funded Amount	Drawn In Program Year	Drawn Thru Program Year
CDBG	EN	2019	B19MC480514	\$17,350.00	\$17,350.00	\$17,350.00
Total				\$17,350.00	\$17,350.00	\$17,350.00

Number assisted:	Owner		Renter		Total		Person	
	Total	Hispanic	Total	Hispanic	Total	Hispanic	Total	Hispanic
White:	1	1	0	0	1	1	0	0
Black/African American:	0	0	0	0	0	0	0	0
Asian:	0	0	0	0	0	0	0	0
American Indian/Alaskan Native:	0	0	0	0	0	0	0	0
Native Hawaiian/Other Pacific Islander:	0	0	0	0	0	0	0	0
American Indian/Alaskan Native & White:	0	0	0	0	0	0	0	0
Asian White:	0	0	0	0	0	0	0	0
Black/African American & White:	0	0	0	0	0	0	0	0
American Indian/Alaskan Native & Black/African American:	0	0	0	0	0	0	0	0
Other multi-racial:	0	0	0	0	0	0	0	0
Asian/Pacific Islander:	0	0	0	0	0	0	0	0
Hispanic:	0	0	0	0	0	0	0	0
Total:	1	1	0	0	1	1	0	0

Page: 12 of 35



U.S. Department of Housing and Urban Development  
Office of Community Planning and Development  
Integrated Disbursement and Information System  
CDBG Activity Summary Report (GPR) for Program Year 2021  
ROUND ROCK

Date: 22-Nov-2022  
Time: 11:49  
Page: 13

Female-headed Households:				0	0	0
Income Category:	Owner	Renter	Total	Person		
Extremely Low	1	0	1	0		
Low Mod	0	0	0	0		
Moderate	0	0	0	0		
Non Low Moderate	0	0	0	0		
Total	1	0	1	0		
Percent Low/Mod	100.0%		100.0%			

Annual Accomplishments

Years	Accomplishment Narrative	# Benefitting
2019	home repair was completed:replacement of roof, fascia, hvac/furnace and water damage repair in ceiling (both bedrooms) bid was \$15,250 and approved change order \$2100 for electrical work required to completed outside hvac, total contract amount \$17,350	



U.S. Department of Housing and Urban Development  
Office of Community Planning and Development  
Integrated Disbursement and Information System  
CDBG Activity Summary Report (GPR) for Program Year 2021  
ROUND ROCK

Date: 22-Nov-2022  
Time: 11:49  
Page: 14

PGM Year: 2021  
Project: 0002 - Program Administration  
IDIS Activity: 517 - CORR Program Administration  
Status: Completed 10/25/2022 12:00:00 AM  
Location:

Objective:  
Outcome:  
Matrix Code: General Program Administration (21A) National Objective:

Activity to prevent, prepare for, and respond to Coronavirus: No

Initial Funding Date: 01/11/2022

Description:

Oversight and administration of the CDBG grant to include CDBG coordinator salary, supplies/equipment, legal notices, legal fees, mileage, travel expenses, NCDA dues, and training registration fees.

Financing

	Fund Type	Grant Year	Grant	Funded Amount	Drawn In Program Year	Drawn Thru Program Year
CDBG	EN	2021	B21MC480514	\$119,745.24	\$119,745.24	\$119,745.24
Total	Total			\$119,745.24	\$119,745.24	\$119,745.24

Proposed Accomplishments

Actual Accomplishments

Number assisted:

	Owner		Renter		Total		Person	
	Total	Hispanic	Total	Hispanic	Total	Hispanic	Total	Hispanic
White:					0	0		
Black/African American:					0	0		
Asian:					0	0		
American Indian/Alaskan Native:					0	0		
Native Hawaiian/Other Pacific Islander:					0	0		
American Indian/Alaskan Native & White:					0	0		
Asian White:					0	0		
Black/African American & White:					0	0		
American Indian/Alaskan Native & Black/African American:					0	0		
Other multi-racial:					0	0		
Asian/Pacific Islander:					0	0		
Hispanic:					0	0		
Total:	0	0	0	0	0	0	0	0

PR03 - ROUND ROCK

Page: 14 of 35



U.S. Department of Housing and Urban Development  
Office of Community Planning and Development  
Integrated Disbursement and Information System  
CDBG Activity Summary Report (GPR) for Program Year 2021  
ROUND ROCK

Date: 22-Nov-2022  
Time: 11:49  
Page: 15

Female-headed Households:

0

Income Category:	Owner	Renter	Total	Person
Extremely Low			0	
Low Mod			0	
Moderate			0	
Non Low Moderate			0	
Total	0	0	0	0
Percent Low/Mod				

Annual Accomplishments

No data returned for this view. This might be because the applied filter excludes all data.





U.S. Department of Housing and Urban Development  
Office of Community Planning and Development  
Integrated Disbursement and Information System  
CDBG Activity Summary Report (GPR) for Program Year 2021  
ROUND ROCK

Date: 22-Nov-2022  
Time: 11:49  
Page: 16

PGM Year:	2021				
Project:	0007 - Meals on Wheels Public Services				
IDIS Activity:	518 - Meals on Wheels				
Status:	Completed 7/21/2022 12:00:00 AM	Objective:	Create suitable living environments		
Location:	301 W Bagdad Ave Round Rock, TX 78664-5819	Outcome:	Availability/accessibility		
		Matrix Code:	Senior Services (05A)	National Objective:	LMC

Activity to prevent, prepare for, and respond to Coronavirus: No

Initial Funding Date: 02/24/2022

Description:

Funds will be used to pay for the partial salary of staff that prepares meals for seniors at the Alan R. Baca Senior Center.

Financing

	Fund Type	Grant Year	Grant	Funded Amount	Drawn In Program Year	Drawn Thru Program Year
CDBG	EN	2021	B21MC480514	\$11,114.00	\$11,114.00	\$11,114.00
Total	Total			\$11,114.00	\$11,114.00	\$11,114.00

Proposed Accomplishments

People (General) : 100

Actual Accomplishments

Number assisted:

	Owner		Renter		Total		Person	
	Total	Hispanic	Total	Hispanic	Total	Hispanic	Total	Hispanic
White:	0	0	0	0	0	0	62	18
Black/African American:	0	0	0	0	0	0	13	0
Asian:	0	0	0	0	0	0	2	0
American Indian/Alaskan Native:	0	0	0	0	0	0	2	0
Native Hawaiian/Other Pacific Islander:	0	0	0	0	0	0	0	0
American Indian/Alaskan Native & White:	0	0	0	0	0	0	0	0
Asian White:	0	0	0	0	0	0	0	0
Black/African American & White:	0	0	0	0	0	0	0	0
American Indian/Alaskan Native & Black/African American:	0	0	0	0	0	0	0	0
Other multi-racial:	0	0	0	0	0	0	21	0
Asian/Pacific Islander:	0	0	0	0	0	0	0	0
Hispanic:	0	0	0	0	0	0	0	0

PR03 - ROUND ROCK

Page: 16 of 35



U.S. Department of Housing and Urban Development  
Office of Community Planning and Development  
Integrated Disbursement and Information System  
CDBG Activity Summary Report (GPR) for Program Year 2021  
ROUND ROCK

Date: 22-Nov-2022  
Time: 11:49  
Page: 17

Total:	0	0	0	0	0	0	100	18
Female-headed Households:	0		0		0			
Income Category:	Owner	Renter	Total	Person				
Extremely Low	0	0	0	0				
Low Mod	0	0	0	100				
Moderate	0	0	0	0				
Non Low Moderate	0	0	0	0				
Total	0	0	0	100				
Percent Low/Mod				100.0%				

Annual Accomplishments

Years	Accomplishment Narrative	# Benefiting
2021	RFP #1 in the amount of \$4,939.56 for the period of October 2021 to Jan. 2022. Assisted 40 seniors with 850 units of service during this period of performance. 6 Hispanic; RFP# 2 for feb. 2022 in the amt of 1234.89 assisted 10 more seniors- 3 hispanic.RFP #3 in the amount of \$1234.89 10 more unduplicated beneficiaries with 1 hispanic. RFP#4 in the amt of \$1234.89 with 2 hispanic and an additional 10 unduplicated seniors served. total unduplicated seniors served to date 70. RFP#5 \$1234.89 with 10 more beneficiaries (3 hisp). RFP#6 and FINAL in the amount of \$1234.88 with an additional 6 hispanic and an additional 20 beneficiaries with a final total of 100 assisted.	



U.S. Department of Housing and Urban Development  
Office of Community Planning and Development  
Integrated Disbursement and Information System  
CDBG Activity Summary Report (GPR) for Program Year 2021  
ROUND ROCK

Date: 22-Nov-2022  
Time: 11:49  
Page: 18

PGM Year:	2021				
Project:	0001 - Round Rock Area Serving Center Housing Assistance				
IDIS Activity:	519 - Round Rock Area Serving Center Housing Assistance Program				
Status:	Completed 5/2/2022 12:00:00 AM	Objective:	Provide decent affordable housing		
Location:	1099 E Main St Round Rock, TX 78664-4418	Outcome:	Affordability		
		Matrix Code:	Subsistence Payment (05Q)	National Objective:	LMC

Activity to prevent, prepare for, and respond to Coronavirus: No

Initial Funding Date: 03/04/2022

Description:

Funds will be used by the RRASC to assist low to moderate income residents with rent or mortgage assistance.

Financing

	Fund Type	Grant Year	Grant	Funded Amount	Drawn In Program Year	Drawn Thru Program Year
CDBG	EN	2021	B21MC480514	\$25,000.00	\$25,000.00	\$25,000.00
Total	Total			\$25,000.00	\$25,000.00	\$25,000.00

Proposed Accomplishments

People (General) : 50

Actual Accomplishments

Number assisted:

	Owner		Renter		Total		Person	
	Total	Hispanic	Total	Hispanic	Total	Hispanic	Total	Hispanic
White:	0	0	0	0	0	0	47	26
Black/African American:	0	0	0	0	0	0	45	0
Asian:	0	0	0	0	0	0	0	0
American Indian/Alaskan Native:	0	0	0	0	0	0	0	0
Native Hawaiian/Other Pacific Islander:	0	0	0	0	0	0	0	0
American Indian/Alaskan Native & White:	0	0	0	0	0	0	0	0
Asian White:	0	0	0	0	0	0	1	0
Black/African American & White:	0	0	0	0	0	0	0	0
American Indian/Alaskan Native & Black/African American:	0	0	0	0	0	0	0	0
Other multi-racial:	0	0	0	0	0	0	8	0
Asian/Pacific Islander:	0	0	0	0	0	0	0	0
Hispanic:	0	0	0	0	0	0	0	0
Total:	0	0	0	0	0	0	101	26

PR03 - ROUND ROCK

Page: 18 of 35



U.S. Department of Housing and Urban Development  
Office of Community Planning and Development  
Integrated Disbursement and Information System  
CDBG Activity Summary Report (GPR) for Program Year 2021  
ROUND ROCK

Date: 22-Nov-2022  
Time: 11:49  
Page: 19

Female-headed Households:			0	0	0
Income Category:	Owner	Renter	Total		Person
Extremely Low	0	0	0		86
Low Mod	0	0	0		13
Moderate	0	0	0		2
Non Low Moderate	0	0	0		0
Total	0	0	0		101
Percent Low/Mod					100.0%

Annual Accomplishments

Years	Accomplishment Narrative	# Benefitting
2021	RFP # 1 (\$8,720) and RFP #2 (\$15,000) totaling \$23,720 for time of performance of November - Dec 2021 and Jan 2022. FFH 30, 95 unduplicated low to moderate income beneficiaries were assisted. FRP #3 & FINAL \$1280.00 assisted 6 more lmi..with 3 hispanic and 3 FHH. TOTAL Assisted 101.	



U.S. Department of Housing and Urban Development  
Office of Community Planning and Development  
Integrated Disbursement and Information System  
CDBG Activity Summary Report (GPR) for Program Year 2021  
ROUND ROCK

Date: 22-Nov-2022  
Time: 11:49  
Page: 20

PGM Year:	2021				
Project:	0009 - CASA of Williamson County Public Services				
IDIS Activity:	520 - CASA of Williamson County				
Status:	Completed 7/21/2022 12:00:00 AM	Objective:	Create suitable living environments		
Location:	2100 Scenic Dr Georgetown, TX 78626-7719	Outcome:	Sustainability		
		Matrix Code:	Abused and Neglected Children (05N)	National Objective:	LMC

Activity to prevent, prepare for, and respond to Coronavirus: No

Initial Funding Date: 01/24/2022

Description:

Funds will be used to pay partial salary for Volunteer Recruiter/Trainer.

Financing

	Fund Type	Grant Year	Grant	Funded Amount	Drawn In Program Year	Drawn Thru Program Year
CDBG	EN	2021	B21MC480514	\$25,000.00	\$25,000.00	\$25,000.00
Total	Total			\$25,000.00	\$25,000.00	\$25,000.00

Proposed Accomplishments

People (General) : 100

Actual Accomplishments

Number assisted:

	Owner		Renter		Total		Person	
	Total	Hispanic	Total	Hispanic	Total	Hispanic	Total	Hispanic
White:	0	0	0	0	0	0	44	30
Black/African American:	0	0	0	0	0	0	18	0
Asian:	0	0	0	0	0	0	0	0
American Indian/Alaskan Native:	0	0	0	0	0	0	0	0
Native Hawaiian/Other Pacific Islander:	0	0	0	0	0	0	0	0
American Indian/Alaskan Native & White:	0	0	0	0	0	0	0	0
Asian White:	0	0	0	0	0	0	0	0
Black/African American & White:	0	0	0	0	0	0	0	0
American Indian/Alaskan Native & Black/African American:	0	0	0	0	0	0	0	0
Other multi-racial:	0	0	0	0	0	0	14	0
Asian/Pacific Islander:	0	0	0	0	0	0	0	0
Hispanic:	0	0	0	0	0	0	0	0
Total:	0	0	0	0	0	0	76	30

PR03 - ROUND ROCK

Page: 20 of 35



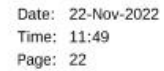
U.S. Department of Housing and Urban Development  
Office of Community Planning and Development  
Integrated Disbursement and Information System  
CDBG Activity Summary Report (GPR) for Program Year 2021  
ROUND ROCK

Date: 22-Nov-2022  
Time: 11:49  
Page: 21

Female-headed Households:	0	0	0	
Income Category:	Owner	Renter	Total	Person
Extremely Low	0	0	0	76
Low Mod	0	0	0	0
Moderate	0	0	0	0
Non Low Moderate	0	0	0	0
Total	0	0	0	76
Percent Low/Mod				100.0%

Annual Accomplishments

Years	Accomplishment Narrative	# Benefitting
2021	reimb #1-3 for oct-Dec 2021 in the amount of \$8333.31 assisted 48 children. reimb #4 for jan assisted an additional 9 children bringing total to 57. \$2777.77 #5 for feb 2022-\$2777.77 assisted another 4 unduplicated beneficiaries - with 3 of those being hispanic.new total 61 assisted. #6 for March 2022 in the amt of \$2777.77 assisting 1 new beneficiary also hispanic. total 62 RFP#7 for april 2022 in the amt of \$2777.77 assisting 7 new beneficiaries of which 5 hispanic. new total unduplicated beneficiaries is 69. RFP#8 for May 2022 in the amt of \$2,777.77 assisting 3 new beneficiaries. RFP#9 and FINAL in the amt of \$2777.84 assisting an additional 4 beneficiaries for a final total of 76. 1 more hispanic.	



National Objective: LMC

Page: 22 of 35



U.S. Department of Housing and Urban Development  
Office of Community Planning and Development  
Integrated Disbursement and Information System  
CDBG Activity Summary Report (GPR) for Program Year 2021  
ROUND ROCK

Date: 22-Nov-2022  
Time: 11:49  
Page: 23

Female-headed Households:			0	0	0
Income Category:	Owner	Renter	Total		Person
Extremely Low	0	0	0		141
Low Mod	0	0	0		50
Moderate	0	0	0		2
Non Low Moderate	0	0	0		0
Total	0	0	0		193
Percent Low/Mod					100.0%

Annual Accomplishments

Years	Accomplishment Narrative	# Benefitting
2021	reimb #1 and final in the amount of \$18,734 and assisted 193 unduplicated clients	





U.S. Department of Housing and Urban Development  
Office of Community Planning and Development  
Integrated Disbursement and Information System  
CDBG Activity Summary Report (GPR) for Program Year 2021  
ROUND ROCK

Date: 22-Nov-2022  
Time: 11:49  
Page: 24

PGM Year:	2021				
Project:	0006 - Round Rock Area Serving Center Food Pantry				
IDIS Activity:	522 - RRASC Food Pantry Program				
Status:	Completed 7/8/2022 12:00:00 AM	Objective:	Create suitable living environments		
Location:	1099 E Main St Round Rock, TX 78664-4418	Outcome:	Availability/accessibility		
		Matrix Code:	Food Banks (05W)	National Objective:	LMC

Activity to prevent, prepare for, and respond to Coronavirus: No

Initial Funding Date: 03/04/2022

Description:

Funds will be used by the Round Rock Area Serving Center to stock the food pantry and distribute food to the low to moderate income residents of Round Rock.

Financing

	Fund Type	Grant Year	Grant	Funded Amount	Drawn In Program Year	Drawn Thru Program Year
CDBG	EN	2021	B21MC480514	\$25,000.00	\$25,000.00	\$25,000.00
Total	Total			\$25,000.00	\$25,000.00	\$25,000.00

Proposed Accomplishments

People (General) : 850

Actual Accomplishments

Number assisted:

	Owner		Renter		Total		Person	
	Total	Hispanic	Total	Hispanic	Total	Hispanic	Total	Hispanic
White:	0	0	0	0	0	0	576	315
Black/African American:	0	0	0	0	0	0	235	0
Asian:	0	0	0	0	0	0	0	0
American Indian/Alaskan Native:	0	0	0	0	0	0	4	0
Native Hawaiian/Other Pacific Islander:	0	0	0	0	0	0	8	0
American Indian/Alaskan Native & White:	0	0	0	0	0	0	0	0
Asian White:	0	0	0	0	0	0	0	0
Black/African American & White:	0	0	0	0	0	0	1	0
American Indian/Alaskan Native & Black/African American:	0	0	0	0	0	0	0	0
Other multi-racial:	0	0	0	0	0	0	44	0
Asian/Pacific Islander:	0	0	0	0	0	0	0	0
Hispanic:	0	0	0	0	0	0	0	0
Total:	0	0	0	0	0	0	868	315

PR03 - ROUND ROCK

Page: 24 of 35



U.S. Department of Housing and Urban Development  
Office of Community Planning and Development  
Integrated Disbursement and Information System  
CDBG Activity Summary Report (GPR) for Program Year 2021  
ROUND ROCK

Date: 22-Nov-2022  
Time: 11:49  
Page: 25

Female-headed Households:	0	0	0
Income Category:	Owner	Renter	Total
Extremely Low	0	0	0
Low Mod	0	0	0
Moderate	0	0	0
Non Low Moderate	0	0	0
Total	0	0	0
Percent Low/Mod			100.0%

Annual Accomplishments

Years	Accomplishment Narrative	# Benefitting
2021	RFP #1 and RFP #2 totaling \$5247.56. 421 low to moderate income households assisted with food. 74 female head of household. RFP #3 for Feb. 2022 \$8048.07 88 more low income assisted with 34 hispanic. 19 more female head of household. RFP#4 \$9797.11 with an additional 218 served 975 hispanic and 45 fhh)reimb #5 and final \$1913.26 with an additional 141 unduplicated beneficiaries and an additional 47 hispanics, and an additional 42 FHH.	



U.S. Department of Housing and Urban Development  
Office of Community Planning and Development  
Integrated Disbursement and Information System  
CDBG Activity Summary Report (GPR) for Program Year 2021  
ROUND ROCK

Date: 22-Nov-2022  
Time: 11:49  
Page: 26

PGM Year:	2021				
Project:	0005 - Code Enforcement				
IDIS Activity:	523 - CORR CODE ENFORCEMENT				
Status:	Completed 8/22/2022 12:00:00 AM	Objective:	Create suitable living environments		
Location:	221 E Main St Round Rock, TX 78664-5271	Outcome:	Availability/accessibility		
		Matrix Code:	Code Enforcement (15)	National Objective:	LMA

Activity to prevent, prepare for, and respond to Coronavirus: No

Initial Funding Date: 01/28/2022

Description:

CDBG funds will be used to pay for one fulltime code officer (40hours a day) and one half time code officer (20 hours a day).  
The code officers will only patrol and work in the eligible CDBG low to moderate income areas of the city.

Financing

	Fund Type	Grant Year	Grant	Funded Amount	Drawn In Program Year	Drawn Thru Program Year
CDBG	EN	2021	B21MC480514	\$115,000.00	\$115,000.00	\$115,000.00
Total	Total			\$115,000.00	\$115,000.00	\$115,000.00

Proposed Accomplishments

Housing Units : 400

Total Population in Service Area: 36,625

Census Tract Percent Low / Mod: 65.11

Annual Accomplishments

Years	Accomplishment Narrative	# Benefitting
2021	Oct-Dec 2021 houses receiving violations: 277 Jan-Mar 2022 houses receiving violations: 327 April-June 2022 328 July 2022 74	



U.S. Department of Housing and Urban Development  
Office of Community Planning and Development  
Integrated Disbursement and Information System  
CDBG Activity Summary Report (GPR) for Program Year 2021  
ROUND ROCK

Date: 22-Nov-2022  
Time: 11:49  
Page: 27

PGM Year:	2019				
Project:	0003 - Minor Home Repair				
IDIS Activity:	524 - 2214 Meadow Park Drive Home Repair				
Status:	Completed 6/28/2022 12:00:00 AM	Objective:	Create suitable living environments		
Location:	2214 Meadow Brook Dr Round Rock, TX 78664-2334	Outcome:	Availability/accessibility		
		Matrix Code:	Rehab; Single-Unit Residential (14A)	National Objective:	LMH

Activity to prevent, prepare for, and respond to Coronavirus: No

Initial Funding Date: 04/29/2022

Description:

home repair to include replacement of all windows, fence, garage door, back door, garbage disposal, sink and hardware.

Financing

	Fund Type	Grant Year	Grant	Funded Amount	Drawn In Program Year	Drawn Thru Program Year
CDBG	EN	2019	B19MC480514	\$19,660.00	\$19,660.00	\$19,660.00
Total	Total			\$19,660.00	\$19,660.00	\$19,660.00

Proposed Accomplishments

Housing Units : 1

Actual Accomplishments

Number assisted:

	Owner		Renter		Total		Person	
	Total	Hispanic	Total	Hispanic	Total	Hispanic	Total	Hispanic
White:	1	1	0	0	1	1	0	0
Black/African American:	0	0	0	0	0	0	0	0
Asian:	0	0	0	0	0	0	0	0
American Indian/Alaskan Native:	0	0	0	0	0	0	0	0
Native Hawaiian/Other Pacific Islander:	0	0	0	0	0	0	0	0
American Indian/Alaskan Native & White:	0	0	0	0	0	0	0	0
Asian White:	0	0	0	0	0	0	0	0
Black/African American & White:	0	0	0	0	0	0	0	0
American Indian/Alaskan Native & Black/African American:	0	0	0	0	0	0	0	0
Other multi-racial:	0	0	0	0	0	0	0	0
Asian/Pacific Islander:	0	0	0	0	0	0	0	0
Hispanic:	0	0	0	0	0	0	0	0
Total:	1	1	0	0	1	1	0	0

PR03 - ROUND ROCK

Page: 27 of 35



U.S. Department of Housing and Urban Development  
Office of Community Planning and Development  
Integrated Disbursement and Information System  
CDBG Activity Summary Report (GPR) for Program Year 2021  
ROUND ROCK

Date: 22-Nov-2022  
Time: 11:49  
Page: 28

Female-headed Households:				0	0	0
Income Category:	Owner	Renter	Total	Person		
Extremely Low	0	0	0	0		
Low Mod	1	0	1	0		
Moderate	0	0	0	0		
Non Low Moderate	0	0	0	0		
Total	1	0	1	0		
Percent Low/Mod	100.0%		100.0%			

Annual Accomplishments

Years	Accomplishment Narrative	# Benefitting
2019	home repair at 2214 Meadow Brook Drive that included replacement of fence, all windows, garage door, back door, garbage disposal, kitchen sink and hardware.	



U.S. Department of Housing and Urban Development  
Office of Community Planning and Development  
Integrated Disbursement and Information System  
CDBG Activity Summary Report (GPR) for Program Year 2021  
ROUND ROCK

Date: 22-Nov-2022  
Time: 11:49  
Page: 29

PGM Year:	2019				
Project:	0003 - Minor Home Repair				
IDIS Activity:	525 - Home Repair 609 Chisholm Valley Drive				
Status:	Completed 10/25/2022 12:00:00 AM		Objective:	Create suitable living environments	
Location:	609 Chisholm Valley Dr Round Rock, TX 78681-6612		Outcome:	Availability/accessibility	
			Matrix Code:	Rehab; Single-Unit Residential (14A)	National Objective: LMH

Activity to prevent, prepare for, and respond to Coronavirus: No

Initial Funding Date: 05/20/2022

Description:

home repair to include replacement of siding, windows, some plumbing issues

Financing

	Fund Type	Grant Year	Grant	Funded Amount	Drawn In Program Year	Drawn Thru Program Year
CDBG	EN	2019	B19MC480514	\$6,236.14	\$264.00	\$264.00
		2020	B20MC480514	\$18,872.86	\$0.00	\$0.00
Total	Total			\$25,109.00	\$264.00	\$264.00

Proposed Accomplishments

Housing Units : 1

Actual Accomplishments

Number assisted:

	Owner		Renter		Total		Person	
	Total	Hispanic	Total	Hispanic	Total	Hispanic	Total	Hispanic
White:	1	1	0	0	1	1	0	0
Black/African American:	0	0	0	0	0	0	0	0
Asian:	0	0	0	0	0	0	0	0
American Indian/Alaskan Native:	0	0	0	0	0	0	0	0
Native Hawaiian/Other Pacific Islander:	0	0	0	0	0	0	0	0
American Indian/Alaskan Native & White:	0	0	0	0	0	0	0	0
Asian White:	0	0	0	0	0	0	0	0
Black/African American & White:	0	0	0	0	0	0	0	0
American Indian/Alaskan Native & Black/African American:	0	0	0	0	0	0	0	0
Other multi-racial:	0	0	0	0	0	0	0	0
Asian/Pacific Islander:	0	0	0	0	0	0	0	0
Hispanic:	0	0	0	0	0	0	0	0

PR03 - ROUND ROCK

Page: 29 of 35



U.S. Department of Housing and Urban Development  
 Office of Community Planning and Development  
 Integrated Disbursement and Information System  
 CDBG Activity Summary Report (GPR) for Program Year 2021  
 ROUND ROCK

Date: 22-Nov-2022  
 Time: 11:49  
 Page: 30

Total:			1	1	0	0	1	1	0	0
Female-headed Households:			1		0		1			
Income Category:	Owner	Renter	Total							
Extremely Low	0	0	0							
Low Mod	1	0	1							
Moderate	0	0	0							
Non Low Moderate	0	0	0							
Total	1	0	1							
Percent Low/Mod	100.0%		100.0%							

Annual Accomplishments

Years	Accomplishment Narrative	# Benefitting
2019	home repair to include replacement of all siding, windows, french doors, storm door at the front entrance, plumbing issues. service calls to try and determine plumbing issues #1 \$84.00 #2 \$164.	



U.S. Department of Housing and Urban Development  
Office of Community Planning and Development  
Integrated Disbursement and Information System  
CDBG Activity Summary Report (GPR) for Program Year 2021  
ROUND ROCK

Date: 22-Nov-2022  
Time: 11:49  
Page: 31

PGM Year: 2019  
Project: 0007 - Senior Services CDBG-CV 3  
IDIS Activity: 526 - Senior iPad Program

Status: Open  
Location: 216 E Main St Round Rock, TX 78664-5245

Objective: Create suitable living environments  
Outcome: Availability/accessibility  
Matrix Code: Senior Services (05A)

National Objective: LMC

Activity to prevent, prepare for, and respond to Coronavirus: Yes

Initial Funding Date: 07/08/2022

Description:

CDBG-CV3 funds will be used to fund the Senior iPad Program which will provide Ipads and wifi service to seniors.

This will help keep seniors safe at home from COVID 19.

By providing seniors a device with internet access and pre-loading applications that will allow them to shop from home, read books online, access teledoc and research and keep up to date on the latest news and information on the COVID 19 virus will help prevent, prepare for and respond to coronavirus.

Financing

	Fund Type	Grant Year	Grant	Funded Amount	Drawn In Program Year	Drawn Thru Program Year
CDBG	EN	2020	B20MW480514	\$38,788.00	\$38,788.00	\$38,788.00
Total	Total			\$38,788.00	\$38,788.00	\$38,788.00

Proposed Accomplishments

People (General) : 60

Actual Accomplishments

Number assisted:

	Owner		Renter		Total		Person	
	Total	Hispanic	Total	Hispanic	Total	Hispanic	Total	Hispanic
White:	0	0	0	0	0	0	20	14
Black/African American:	0	0	0	0	0	0	5	0
Asian:	0	0	0	0	0	0	4	0
American Indian/Alaskan Native:	0	0	0	0	0	0	0	0
Native Hawaiian/Other Pacific Islander:	0	0	0	0	0	0	0	0
American Indian/Alaskan Native & White:	0	0	0	0	0	0	0	0
Asian White:	0	0	0	0	0	0	0	0
Black/African American & White:	0	0	0	0	0	0	0	0
American Indian/Alaskan Native & Black/African American:	0	0	0	0	0	0	0	0
Other multi-racial:	0	0	0	0	0	0	4	0
Asian/Pacific Islander:	0	0	0	0	0	0	0	0

PR03 - ROUND ROCK

Page: 31 of 35





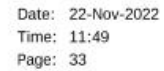
U.S. Department of Housing and Urban Development  
Office of Community Planning and Development  
Integrated Disbursement and Information System  
CDBG Activity Summary Report (GPR) for Program Year 2021  
ROUND ROCK

Date: 22-Nov-2022  
Time: 11:49  
Page: 32

Hispanic:	0	0	0	0	0	0	0	0
Total:	0	0	0	0	0	0	33	14
Female-headed Households:	0		0		0			
Income Category:	Owner	Renter	Total	Person				
Extremely Low	0	0	0	0				
Low Mod	0	0	0	33				
Moderate	0	0	0	0				
Non Low Moderate	0	0	0	0				
Total	0	0	0	33				
Percent Low/Mod				100.0%				

Annual Accomplishments

Years	Accomplishment Narrative	# Benefitting
2020		



Objective: Create suitable living environments  
Outcome: Availability/accessibility  
Matrix Code: Rehab; Single-Unit Residential (14A)      National Objective: LMH

Activity to prevent, prepare for, and respond to Coronavirus: No

Initial Funding Date: 08/12/2022

**Description:**

home repair to include replacement of hvac/furnance system, fence and ramps at the back and front entrance of the home.

## Financing

	Fund Type	Grant Year	Grant	Funded Amount	Drawn In Program Year	Drawn Thru Program Year
CDBG	EN	2019	B19MC480514	\$20,992.00	\$20,992.00	\$20,992.00
Total				\$20,992.00	\$20,992.00	\$20,992.00

### Proposed Accomplishments

Housing Units : 1

### Actual Accomplishments

Number assisted:

Number assisted:	Owner		Renter		Total		Person	
	Total	Hispanic	Total	Hispanic	Total	Hispanic	Total	Hispanic
White:	0	0	0	0	0	0	0	0
Black/African American:	0	0	0	0	0	0	0	0
Asian:	0	0	0	0	0	0	0	0
American Indian/Alaskan Native:	0	0	0	0	0	0	0	0
Native Hawaiian/Other Pacific Islander:	0	0	0	0	0	0	0	0
American Indian/Alaskan Native & White:	0	0	0	0	0	0	0	0
Asian White:	0	0	0	0	0	0	0	0
Black/African American & White:	0	0	0	0	0	0	0	0
American Indian/Alaskan Native & Black/African American:	0	0	0	0	0	0	0	0
Other multi-racial:	1	0	0	0	1	0	0	0
Asian/Pacific Islander:	0	0	0	0	0	0	0	0
Hispanic:	0	0	0	0	0	0	0	0
Total:	1	0	0	0	1	0	0	0

PR03 - ROUND ROCK

Page: 33 of 35



U.S. Department of Housing and Urban Development  
Office of Community Planning and Development  
Integrated Disbursement and Information System  
CDBG Activity Summary Report (GPR) for Program Year 2021  
ROUND ROCK

Date: 22-Nov-2022  
Time: 11:49  
Page: 34

Female-headed Households: 0 0 0

Income Category:	Owner	Renter	Total	Person
Extremely Low	0	0	0	0
Low Mod	1	0	1	0
Moderate	0	0	0	0
Non Low Moderate	0	0	0	0
Total	1	0	1	0
Percent Low/Mod	100.0%		100.0%	

Annual Accomplishments

Years	Accomplishment Narrative	# Benefitting
2019	hvac/furnace system was replaced, fence was replaced and new ramps installed at the front and back entrance of the house.	



U.S. Department of Housing and Urban Development  
Office of Community Planning and Development  
Integrated Disbursement and Information System  
CDBG Activity Summary Report (GPR) for Program Year 2021  
ROUND ROCK


Date: 22-Nov-2022  
Time: 11:49  
Page: 35


---

Total Funded Amount:	\$1,510,256.25
Total Drawn Thru Program Year:	\$1,485,411.25
Total Drawn In Program Year:	\$621,960.86

# ATTACHMENT 3: CDBG 2021 CAPER PR26 REPORTS

## ATTACHMENT 3: CDBG AND CDBG CV-3 PR 26 REPORTS

		City of Round Rock Office of Community Planning and Development City Department of Housing and Urban Development Integrated Disbursement and Information System HUD - CDBG Fiscal Year Summary Report Program Year: 2021 ROUND ROCK, TX	DATE: 11-22-22 TIME: 11:06 PAGE: 1
<b>PART I: SUMMARY OF CDBG RESOURCES</b>			
01 UNEXPENDED CDBG FUNDS AT END OF PREVIOUS PROGRAM YEAR			812,891.17
02 ENTITLEMENT GRANT			692,991.00
03 SURPLUS URBAN RENEWAL			0.00
04 SECTION 108 GUARANTEED LOAN FUNDS			0.00
05 CURRENT YEAR PROGRAM INCOME			0.00
06A CURRENT YEAR SECTION 108 PROGRAM INCOME (FOR 50 TYPE)			0.00
06B FUNDS RETURNED TO THE LINE-OF-CREDIT			0.00
06C FUNDS RETURNED TO THE LOCAL CDBG ACCOUNT			0.00
07 ADJUSTMENT TO COMPUTE TOTAL AVAILABLE			0.00
08 TOTAL AVAILABLE (SUM, LINES 01-07)			1,505,882.17
<b>PART II: SUMMARY OF CDBG EXPENDITURES</b>			
09 DISBURSEMENTS OTHER THAN SECTION 108 REPAYMENTS AND PLANNING/ADMINISTRATION			414,085.00
10 ADJUSTMENT TO COMPUTE TOTAL AMOUNT SUBJECT TO LOW/MOD BENEFIT			0.00
11 AMOUNT SUBJECT TO LOW/MOD BENEFIT (LINE 09 + LINE 10)			414,085.00
12 DISBURSED IN IDS FOR PLANNING/ADMINISTRATION			119,745.24
13 DISBURSED IN IDS FOR SECTION 108 REPAYMENTS			0.00
14 ADJUSTMENT TO COMPUTE TOTAL EXPENDITURES			0.00
15 TOTAL EXPENDITURES (SUM, LINES 11-14)			533,830.24
16 UNEXPENDED BALANCE (LINE 08 - LINE 15)			971,448.93
<b>PART III: LOW/MOD BENEFIT THIS REPORTING PERIOD</b>			
17 EXPENDED FOR LOW/MOD HOUSING IN SPECIAL AREAS			0.00
18 EXPENDED FOR LOW/MOD MULTI-UNIT HOUSING			0.00
19 DISBURSED FOR OTHER LOW/MOD ACTIVITIES			333,433.00
20 ADJUSTMENT TO COMPUTE TOTAL LOW/MOD CREDIT			0.00
21 TOTAL LOW/MOD CREDIT (SUM, LINES 17-20)			333,433.00
22 PERCENT LOW/MOD CREDIT (LINE 21/LINE 11)			80.51%
<b>LOW/MOD BENEFIT FOR MULTI-YEAR CERTIFICATIONS</b>			
23 PROGRAM YEAR(S) COVERED IN CERTIFICATION	PP:	PP:	PP:
24 CUMULATIVE NET EXPENDITURES SUBJECT TO LOW/MOD BENEFIT ON QUALIFIER			0.00
25 CUMULATIVE EXPENDITURES BENEFITTING LOW/MOD PERSONS			0.00
26 PERCENT BENEFIT TO LOW/MOD PERSONS (LINE 25/LINE 24)			0.00%
<b>PART IV: PUBLIC SERVICE (PS) CAP CALCULATIONS</b>			
27 DISBURSED IN IDS FOR PUBLIC SERVICES			100,940.00
28 PS UNLIQUIDATED OBLIGATIONS AT END OF CURRENT PROGRAM YEAR			0.00
29 PS UNLIQUIDATED OBLIGATIONS AT END OF PREVIOUS PROGRAM YEAR			0.00
30 ADJUSTMENT TO COMPUTE TOTAL PS OBLIGATIONS			0.00
31 TOTAL PS OBLIGATIONS (LINE 27 + LINE 28 + LINE 29 + LINE 30)			100,940.00
32 ENTITLEMENT GRANT			692,991.00
33 PRIOR YEAR PROGRAM INCOME			0.00
34 ADJUSTMENT TO COMPUTE TOTAL SUBJECT TO PS CAP			0.00
35 TOTAL SUBJECT TO PS CAP (SUM, LINES 31-34)			893,931.00
36 PERCENT FUNDS OBLIGATED FOR PS ACTIVITIES (LINE 31/LINE 35)			11.28%
<b>PART V: PLANNING AND ADMINISTRATION (PA) CAP</b>			
37 DISBURSED IN IDS FOR PLANNING/ADMINISTRATION			119,745.24
38 PA UNLIQUIDATED OBLIGATIONS AT END OF CURRENT PROGRAM YEAR			0.00
39 PA UNLIQUIDATED OBLIGATIONS AT END OF PREVIOUS PROGRAM YEAR			0.00
40 ADJUSTMENT TO COMPUTE TOTAL PA OBLIGATIONS			0.00
41 TOTAL PA OBLIGATIONS (LINE 37 + LINE 38 + LINE 39 + LINE 40)			119,745.24
42 ENTITLEMENT GRANT			692,991.00
43 CURRENT YEAR PROGRAM INCOME			0.00
44 ADJUSTMENT TO COMPUTE TOTAL SUBJECT TO PA CAP			0.00
45 TOTAL SUBJECT TO PA CAP (SUM, LINES 41-44)			812,736.24
46 PERCENT FUNDS OBLIGATED FOR PA ACTIVITIES (LINE 41/ LINE 45)			17.28%



Office of Community Planning and Development  
 City Department of Housing and Urban Development  
 Integrated Disbursement and Information System  
 PRISM - 2020 Project Activity Report  
 Program Year 2021  
 ROUND ROCK, TX

DATE: 11/22/21  
 TIME: 1:10  
 PAGE: 2

**LINE 17 DETAIL: ACTIVITIES TO CONSIDER IN DETERMINING THE AMOUNT TO ENTER ON LINE 17**

Report returned no data.

**LINE 18 DETAIL: ACTIVITIES TO CONSIDER IN DETERMINING THE AMOUNT TO ENTER ON LINE 18**

Report returned no data.

**LINE 19 DETAIL: ACTIVITIES INCLUDED IN THE COMPUTATION OF LINE 19**

Plan Year	IDIS Project	IDIS Activity	Voucher Number	Activity Name	Matrix Code	National Objective	Drawn Amount
2020	4	515	5572450	Bus Stops on Rails	03E	LMA	\$80,385.00
					03E	Matrix Code	\$80,385.00
2019	2	517	5675259	Frontier Park	03F	LMA	\$20,800.00
					03F	Matrix Code	\$20,800.00
2021	7	518	6607405	Meals on Wheels	05A	LNC	\$4,530.56
2021	7	518	6613442	Meals on Wheels	05A	LNC	\$1,734.89
2021	7	518	6620126	Meals on Wheels	05A	LNC	\$1,734.89
2021	7	518	6635406	Meals on Wheels	05A	LNC	\$1,734.89
2021	7	518	6643796	Meals on Wheels	05A	LNC	\$1,734.89
2021	7	518	6657390	Meals on Wheels	05A	LNC	\$1,734.89
					05A	Matrix Code	\$11,234.00
2021	8	521	6588395	Sacred Heart Community Clinic	05H	LNC	\$17,834.00
					05H	Matrix Code	\$17,834.00
2021	9	520	6608195	CASA of Williamson County	05N	LNC	\$5,333.31
2021	9	520	6608405	CASA of Williamson County	05N	LNC	\$2,777.77
2021	9	520	6611111	CASA of Williamson County	05N	LNC	\$2,777.77
2021	9	520	6625209	CASA of Williamson County	05N	LNC	\$2,777.77
2021	9	520	6639405	CASA of Williamson County	05N	LNC	\$2,777.77
2021	9	520	6650690	CASA of Williamson County	05N	LNC	\$2,777.77
2021	9	520	6657390	CASA of Williamson County	05N	LNC	\$2,777.81
					05N	Matrix Code	\$25,000.00
2021	1	519	6604545	Round Rock Area Serving Center Housing Assistance Program	05Q	LNC	\$8,720.00
2021	1	519	6610671	Round Rock Area Serving Center Housing Assistance Program	05Q	LNC	\$15,000.00
2021	1	519	6625209	Round Rock Area Serving Center Housing Assistance Program	05Q	LNC	\$17,000.00
					05Q	Matrix Code	\$25,000.00
2021	6	522	6604545	RRASC Food Pantry Program	05W	LNC	\$1,747.56
2021	6	522	6605009	RRASC Food Pantry Program	05W	LNC	\$6,048.07
2021	6	522	6610406	RRASC Food Pantry Program	05W	LNC	\$6,701.11
2021	6	522	6650690	RRASC Food Pantry Program	05W	LNC	\$1,915.26
					05W	Matrix Code	\$25,000.00
2021	5	523	6608895	CORR CODE ENFORCEMENT	15	LNA	\$35,318.05
2021	5	523	6638897	CORR CODE ENFORCEMENT	15	LNA	\$25,050.28
2021	5	523	6650690	CORR CODE ENFORCEMENT	15	LNA	\$37,629.29
2021	5	523	6658704	CORR CODE ENFORCEMENT	15	LNA	\$12,591.30
					15	Matrix Code	\$115,000.00
<b>Total</b>							<b>\$333,433.00</b>

**LINE 27 DETAIL: ACTIVITIES INCLUDED IN THE COMPUTATION OF LINE 27**

Plan Year	IDIS Project	IDIS Activity	Voucher Number	Activity to present, prepare for, and respond to Coronavirus	Activity Name	Grant Number	Fund Type	Matrix Code	National Objective	Drawn Amount
2021	7	518	6607405	No	Meals on Wheels	B21MC480514	EN	05A	LNC	\$4,530.56
2021	7	518	6613442	No	Meals on Wheels	B21MC480514	EN	05A	LNC	\$1,734.89
2021	7	518	6620126	No	Meals on Wheels	B21MC480514	EN	05A	LNC	\$1,734.89
2021	7	518	6635406	No	Meals on Wheels	B21MC480514	EN	05A	LNC	\$1,734.89
2021	7	518	6643796	No	Meals on Wheels	B21MC480514	EN	05A	LNC	\$1,734.89
2021	7	518	6657390	No	Meals on Wheels	B21MC480514	EN	05A	LNC	\$1,734.89
								05A	Matrix Code	\$11,234.00
2021	8	521	6588395	No	Sacred Heart Community Clinic	B21MC480514	EN	05H	LNC	\$17,834.00
								05H	Matrix Code	\$17,834.00
2021	9	520	6608195	No	CASA of Williamson County	B21MC480514	EN	05N	LNC	\$5,333.31
2021	9	520	6608405	No	CASA of Williamson County	B21MC480514	EN	05N	LNC	\$2,777.77
2021	9	520	6611111	No	CASA of Williamson County	B21MC480514	EN	05N	LNC	\$2,777.77
2021	9	520	6625209	No	CASA of Williamson County	B21MC480514	EN	05N	LNC	\$2,777.77
2021	9	520	6639405	No	CASA of Williamson County	B21MC480514	EN	05N	LNC	\$2,777.77
2021	9	520	6650690	No	CASA of Williamson County	B21MC480514	EN	05N	LNC	\$2,777.77
2021	9	520	6657390	No	CASA of Williamson County	B21MC480514	EN	05N	LNC	\$2,777.81

Plan Year	IDIS Project	IDIS Activity	Voucher Number	Activity to prevent, prepare for, and respond to Coronavirus	Activity Name	Grant Number	Fund Type	Matrix Code	National Objective	Drawn Amount
2021	1	519	6601545	No	Round Rock Area Serving Elderly Housing Assistance Program	B21MC480514	EN	05Q	Matrix Code	\$25,000.00
2021	1	519	6610671	No	Round Rock Area Serving Elderly Housing Assistance Program	B21MC480514	EN	05Q	LWC	\$8,720.00
2021	1	519	6625204	No	Round Rock Area Serving Elderly Housing Assistance Program	B21MC480514	EN	05Q	LWC	\$15,020.00
2021	1	519	6625204	No	Round Rock Area Serving Elderly Housing Assistance Program	B21MC480514	EN	05Q	LWC	\$1,250.00
2021	6	522	6625204	No	Round Rock Area Serving Elderly Housing Assistance Program	B21MC480514	EN	05Q	Matrix Code	\$25,000.00
2021	6	522	6625204	No	Round Rock Area Serving Elderly Housing Assistance Program	B21MC480514	EN	05Q	LWC	\$2,247.26
2021	6	522	6625204	No	Round Rock Area Serving Elderly Housing Assistance Program	B21MC480514	EN	05Q	LWC	\$8,040.07
2021	6	522	6625204	No	Round Rock Area Serving Elderly Housing Assistance Program	B21MC480514	EN	05Q	LWC	\$0,791.11
2021	6	522	6625204	No	Round Rock Area Serving Elderly Housing Assistance Program	B21MC480514	EN	05Q	LWC	\$1,013.26
2021	6	522	6625204	No	Round Rock Area Serving Elderly Housing Assistance Program	B21MC480514	EN	05Q	Matrix Code	\$25,000.00
Total										\$103,948.00

LINE 37 DETAIL: ACTIVITIES INCLUDED IN THE COMPUTATION OF LINE 37

Plan Year	IDIS Project	IDIS Activity	Voucher Number	Activity Name	Matrix Code	National Objective	Drawn Amount
2021	2	517	6588395	CDRR Program Administration	21A		\$1,384.02
2021	2	517	6588395	CDRR Program Administration	21A		\$21,185.90
2021	2	517	6588395	CDRR Program Administration	21A		\$24,715.90
2021	2	517	6588395	CDRR Program Administration	21A		\$2,139.24
2021	2	517	6588395	CDRR Program Administration	21A		\$1,545.00
2021	2	517	6588395	CDRR Program Administration	21A		\$0,331.20
2021	2	517	6588395	CDRR Program Administration	21A		\$1,260.00
2021	2	517	6588395	CDRR Program Administration	21A		\$1,750.00
2021	2	517	6588395	CDRR Program Administration	21A		\$40.00
2021	2	517	6588395	CDRR Program Administration	21A		\$12,254.40
2021	2	517	6588395	CDRR Program Administration	21A		\$80.00
2021	2	517	6588395	CDRR Program Administration	21A		\$20,000.00
2021	2	517	6588395	CDRR Program Administration	21A		\$119,745.24
Total							\$119,745.24





Office of Community Planning and Development  
U.S. Department of Housing and Urban Development  
Integrated Urban Reinvestment Information System  
RR25 - CDBG-CV Financial Summary Report  
ROUND ROCK, TX

DATE: 11-22-22  
TIME: 11:38  
PAGE: 2

**LINE 10 DETAIL: ACTIVITIES TO CONSIDER IN DETERMINING THE AMOUNT TO ENTER ON LINE 10**

Report returned no data.

**LINE 11 DETAIL: ACTIVITIES TO CONSIDER IN DETERMINING THE AMOUNT TO ENTER ON LINE 11**

Report returned no data.

**LINE 12 DETAIL: ACTIVITIES INCLUDED IN THE COMPUTATION OF LINE 12**

Plan Year	IDIS Project	IDIS Activity	Voucher Number	Activity Name	Matrix Code	National Objective	Drawn Amount
2019	7	528	6654933	Senior iPad Program	05A	LMC	\$5,512.00
			6678970	Senior iPad Program	05A	LMC	\$20,353.80
			6656040	Senior iPad Program	05A	LMC	\$7,522.20
			6663089	Senior iPad Program	05A	LMC	\$5,400.00
2020	1	498	6409872	RRASC Subsistence Payments	05Q	LMC	\$83,021.87
			6411807	RRASC Subsistence Payments	05Q	LMC	\$120,679.65
			6413422	RRASC Subsistence Payments	05Q	LMC	\$45,552.03
			6416229	RRASC Subsistence Payments	05Q	LMC	\$84,731.22
			6423011	RRASC Subsistence Payments	05Q	LMC	\$38,223.57
			6429233	RRASC Subsistence Payments	05Q	LMC	\$15,367.02
			6429236	RRASC Subsistence Payments	05Q	LMC	\$1,799.84
		508	6538153	RRASC Subsistence Payments CDBG-CV 3	05Q	LMC	\$47,798.95
			6540421	RRASC Subsistence Payments CDBG-CV 3	05Q	LMC	\$30,118.96
			6543821	RRASC Subsistence Payments CDBG-CV 3	05Q	LMC	\$73,834.29
			6550920	RRASC Subsistence Payments CDBG-CV 3	05Q	LMC	\$51,265.56
			6554820	RRASC Subsistence Payments CDBG-CV 3	05Q	LMC	\$101,084.41
			6554837	RRASC Subsistence Payments CDBG-CV 3	05Q	LMC	\$68,032.72
			6554842	RRASC Subsistence Payments CDBG-CV 3	05Q	LMC	\$55,383.48
			6572490	RRASC Subsistence Payments CDBG-CV 3	05Q	LMC	\$33,478.01
			6575377	RRASC Subsistence Payments CDBG-CV 3	05Q	LMC	\$15,261.61
<b>Total</b>							<b>\$910,421.00</b>

**LINE 16 DETAIL: ACTIVITIES INCLUDED IN THE COMPUTATION OF LINE 16**

Plan Year	IDIS Project	IDIS Activity	Voucher Number	Activity Name	Matrix Code	National Objective	Drawn Amount
2019	7	528	6654933	Senior iPad Program	05A	LMC	\$5,512.00
			6678970	Senior iPad Program	05A	LMC	\$20,353.80
			6656040	Senior iPad Program	05A	LMC	\$7,522.20
			6663089	Senior iPad Program	05A	LMC	\$5,400.00
2020	1	498	6409872	RRASC Subsistence Payments	05Q	LMC	\$83,021.87
			6411807	RRASC Subsistence Payments	05Q	LMC	\$120,679.65
			6413422	RRASC Subsistence Payments	05Q	LMC	\$45,552.03
			6416229	RRASC Subsistence Payments	05Q	LMC	\$84,731.22
			6423011	RRASC Subsistence Payments	05Q	LMC	\$38,223.57
			6429233	RRASC Subsistence Payments	05Q	LMC	\$15,367.02
			6429236	RRASC Subsistence Payments	05Q	LMC	\$1,799.84
		508	6538153	RRASC Subsistence Payments CDBG-CV 3	05Q	LMC	\$47,798.95
			6540421	RRASC Subsistence Payments CDBG-CV 3	05Q	LMC	\$30,118.96
			6543821	RRASC Subsistence Payments CDBG-CV 3	05Q	LMC	\$73,834.29
			6550920	RRASC Subsistence Payments CDBG-CV 3	05Q	LMC	\$51,265.56
			6554820	RRASC Subsistence Payments CDBG-CV 3	05Q	LMC	\$101,084.41
			6554837	RRASC Subsistence Payments CDBG-CV 3	05Q	LMC	\$68,032.72
			6554842	RRASC Subsistence Payments CDBG-CV 3	05Q	LMC	\$55,383.48
			6572490	RRASC Subsistence Payments CDBG-CV 3	05Q	LMC	\$33,478.01
			6575377	RRASC Subsistence Payments CDBG-CV 3	05Q	LMC	\$15,261.61
<b>Total</b>							<b>\$910,421.00</b>

**LINE 19 DETAIL: ACTIVITIES INCLUDED IN THE COMPUTATION OF LINE 19**

Report returned no data.



**PART I: SUMMARY OF CDBG-CV RESOURCES**

01 CDBG-CV GRANT	1,066,162.00
02 FUNDS RETURNED TO THE LINE-OF-CREDIT	0.00
03 FUNDS RETURNED TO THE LOCAL CDBG ACCOUNT	0.00
04 TOTAL AVAILABLE (SUM, LINES 01-03)	1,066,162.00

**PART II: SUMMARY OF CDBG-CV EXPENDITURES**

05 DISBURSEMENTS OTHER THAN SECTION 108 REPAYMENTS AND PLANNING/ADMINISTRATION	\$10,421.00
06 DISBURSED IN IDIS FOR PLANNING/ADMINISTRATION	0.00
07 DISBURSED IN IDIS FOR SECTION 108 REPAYMENTS	0.00
08 TOTAL EXPENDITURES (SUM, LINES 05 - 07)	\$10,421.00
09 UNEXPENDED BALANCE (LINE 04 - LINE 08)	1,055,741.00

**PART III: LOWMOD BENEFIT FOR THE CDBG-CV GRANT**

10 EXPENDED FOR LOWMOD HOUSING IN SPECIAL AREAS	0.00
11 EXPENDED FOR LOWMOD MULTIFAMILY HOUSING	0.00
12 DISBURSED FOR OTHER LOWMOD ACTIVITIES	\$10,421.00
13 TOTAL LOWMOD CREDIT (SUM, LINES 10 - 12)	\$10,421.00
14 AMOUNT SUBJECT TO LOWMOD BENEFIT (LINE 06)	\$10,421.00
15 PERCENT LOWMOD CREDIT (LINE 13/LINE 14)	100.00%

**PART IV: PUBLIC SERVICE (PS) CALCULATIONS**

16 DISBURSED IN IDIS FOR PUBLIC SERVICES	\$10,421.00
17 CDBG-CV GRANT	1,066,162.00
18 PERCENT OF FUNDS DISBURSED FOR PS ACTIVITIES (LINE 16/LINE 17)	85.35%

**PART V: PLANNING AND ADMINISTRATION (PA) CAP**

19 DISBURSED IN IDIS FOR PLANNING/ADMINISTRATION	0.00
20 CDBG-CV GRANT	1,066,162.00
21 PERCENT OF FUNDS DISBURSED FOR PA ACTIVITIES (LINE 19/LINE 20)	0.00%

## **ATTACHMENT 4: CDBG 2021 CAPER PH PROOF OF PUBLICATION**

ATTACHMENT 4 PROOF OF PUBLICATION

# LOCALiQ

Austin  
American-Statesman

PO Box 631667 Cincinnati, OH 45263-1667

## PROOF OF PUBLICATION

Round Rock, City Of  
Acc Payable Admin  
Round Rock, City Of  
221 E Main St

Round Rock TX 78664-5271

STATE OF TEXAS, COUNTIES OF TRAVIS & WILLIAMSON

The Pflugenville Flag, a newspaper that is generally circulated in the counties of Travis & Williamson, State of Texas, printed and published and personal knowledge of the facts herein state and that the not ce hereto annexed was published in said newspapers in the issues dated on:

11/23/2022

and that the fees charged are legal.  
Sworn to and subscribed before on 11/23/2022

*Melissa Verduz*  
Legal Clerk

*Shirley Kelly*  
Notary, State of WI, County of Brown

My commission expires

Publication Cost: \$372.88

Order No: 8089823

Customer No: 742452

PO #

# of Copies:

1

THIS IS NOT AN INVOICE!

Please do not use this form for payment confirmation.

VICKY FELTY  
Notary Public  
State of Wisconsin

### 47 SE DE AUDIENCIA PUBLICA

El Consejo Municipal de Round Rock celebrara un audiencia publica el jueves 15 de Diciembre de 2022 a las 5:00 en Council Chambers del Consejo Municipal de Round Rock situado en 221 East Main Street. El proposito de la audiencia es recibir comentarios publicos sobre el Candidato Anual Performance Evaluation Report (CA-PER) del 2022.

La Ciudad de Round Rock se otorga por el Departamento de Vendedores y Asesoramiento Urbano de la Ciudad de Round Rock un plan de desarrollo ariani aplicable al plan de desarrollo y crecimiento para un periodo de 20 años. El CA-PER del 2022 sera un documento que el 15 de Diciembre de 2022 a las 5:00 PM se recibira en la oficina de desarrollo comunitario, 221 East Main Street, Round Rock, Texas a donde se Round Rock esta con un enlace: <https://www.roundrocktx.gov>.

La Ciudad de Round Rock se compromete al cumplimiento de su mision y vision de "El futuro es aqui" y la vision de la Rehabilitacion del 2022, anunciada por el alcalde, congresista y alcalde, para el 2022. El CA-PER del 2022 sera un documento que el 15 de Diciembre de 2022 a las 5:00 PM se recibira en la oficina de desarrollo comunitario, 221 East Main Street, Round Rock, Texas a donde se Round Rock esta con un enlace: <https://www.roundrocktx.gov>.

La Ciudad de Round Rock se compromete al cumplimiento de su mision y vision de "El futuro es aqui" y la vision de la Rehabilitacion del 2022, anunciada por el alcalde, congresista y alcalde, para el 2022. El CA-PER del 2022 sera un documento que el 15 de Diciembre de 2022 a las 5:00 PM se recibira en la oficina de desarrollo comunitario, 221 East Main Street, Round Rock, Texas a donde se Round Rock esta con un enlace: <https://www.roundrocktx.gov>.

# LOCALiQ

Austin  
American-Statesman

PO Box 631657 Cincinnati, OH 45263-1667

## PROOF OF PUBLICATION

Round Rock, City Of  
Acc Payable Admin  
Round Rock, City Of  
221 E. Main ST

Round Rock TX 78664-5271

STATE OF TEXAS, COUNTIES OF TRAVIS & WILLIAMSON

The Pilgerville Pflag, a newspaper that is generally circulated in the counties of Travis & Williamson, State of Texas, printed and published and personal knowledge of the facts herein state and that the notice hereto annexed was Published in said newspapers in the issues dated on:

11/23/2022

and that the fees charged are legal.

Sworn to and subscribed before on 11/23/2022

Legal Clerk:

Notary, State of WI, County of Brown

My commission expires

Publication Cost: \$354.00

Order No: 8089604

Customer No: 742452

PO #:

# of Copies:  
1

THIS IS NOT AN INVOICE!

Please do not use this form for payment remittance.

VICKY FELTY  
Notary Public  
State of Wisconsin

## NOTICE OF PUBLIC HEARING

A public hearing will be held by the Round Rock City Council on Thursday, December 15, 2022, at 5:00 p.m. at the Round Rock City Council Chambers located at 221 East Main Street, Round Rock, Texas 78664. The purpose of the hearing is to receive public comments on the 2023-2025 Consolidated Annual Performance Evaluation Report for 2022.

The City of Round Rock is required by the U.S. Department of Housing and Urban Development to make an annual performance plan available to the public for examination and comment for a period of at least 30 days. The 2023-2025 CAPS will be available from December 1, 2022 through December 15, 2022 at 5 p.m. for public review in the Office of Community Development, 221 East Main Street, Round Rock, Texas at the City of Round Rock Building at 221 East Main Street.

The City of Round Rock is committed to compliance with the Americans with Disabilities Act (ADA) and Section 504 of the Rehabilitation Act of 1973, as amended. Round Rock residents and staff are encouraged to provide comments and suggestions. If you need a large print version of the CAPS, please call 512-253-2299 (TDD) for assistance. For a sign language interpreter, please call Elizabeth Almeida at 512-241-2100 at least 10 days in advance.

The City does not discriminate on the basis of disability in the adoption of policies, or in the provision of services, or in the provision of employment. The City of Round Rock, Human Resources Department has been designated as the City's ADA Section 504 Office. This office is located at 221 E. Main Street, 1st floor of the Business Center. If you have any questions or comments regarding your ADA request, please call Michael Burrell, Risk Manager at (512) 253-2299. This publication is available in alternative formats. Please call (512) 253-2299 for assistance. 250022

## **ATTACHMENT 5: CDBG 2021 CAPER COMMENTS PAGE**

### **CITY OF ROUND ROCK CONSOLIDATED ANNUAL PERFORMANCE AND EVALUATION REPORT (CAPER)**

#### **PUBLIC COMMENT PAGE**

*(\*Any comments received will be added at the end of the public comment period,  
which is from December 1, 2022 to December 19, 2022)*