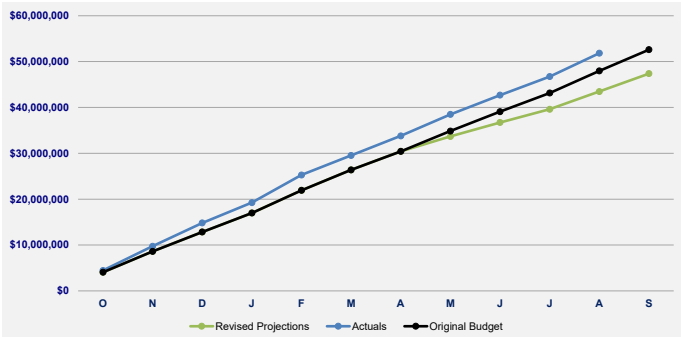




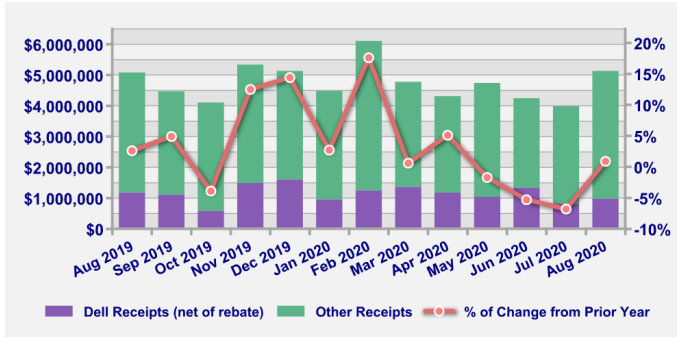
# Round Rock by the Numbers

## FY 2019/20 - Third Quarter - 06/30/2020

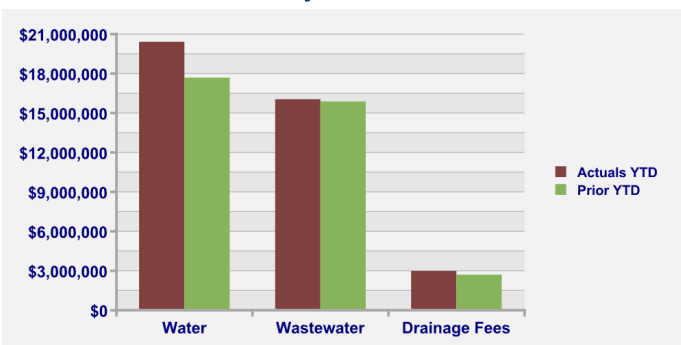
### Sales Tax Actuals vs. Projections - Gen Fund Only



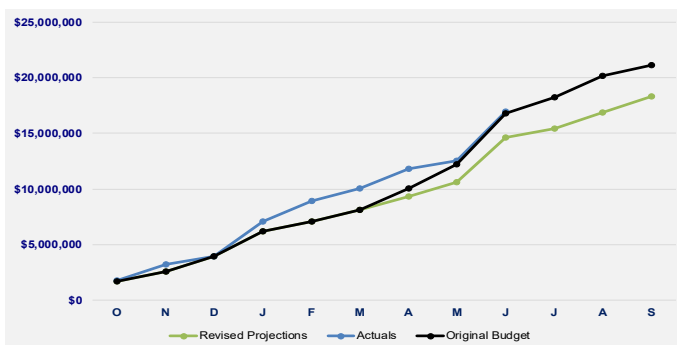
### Rolling 12 Month - General Fund Sales Tax



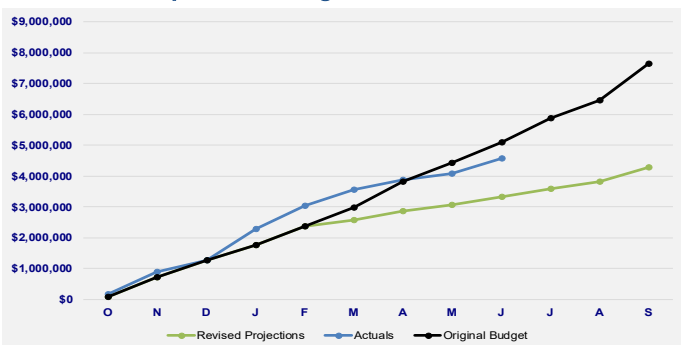
### Utility Revenues



### Other General Fund Revenues



### Sports Management & Tourism



### Hotel Occupancy Rates and Hotels



### Notes & Comments

- Sales tax receipts through August (on sales through June) are up 3.3% over the prior year-to-date. Dell is up 4.5% from last year.
- Property Tax collections have been strong in 2019/20. The budget has been met for FY 2020.
- Utility revenues are trending in line with budget over the first six months of the fiscal year. The large variance in water revenues is because 18% more water was sold in FY 2020 than last year - 4.7 billion gallons up from 4.0 billion last year, due to residential irrigation use.
- Sports Management & Tourism revenues have declined due to COVID-19. Revenues are trending under original budget projections but higher than the revised budget through the third quarter.
- General Fund revenues have declined in quarter three due to COVID-19 compared to prior year. General Fund revenues are trending to meet FY 2020 revised budget.



# Round Rock by the Numbers

## FY 2019/20 - Annual Facts

### Tax Information

	2019/20	2018/19
Population	119,371	116,120
Property Tax Rate	\$ 0.43900	0.42000
M&O .313509	Debt .125491	
Median Home Value	\$ 255,198	241,538
Taxable Property Value (billions)	\$ 14.6	13.6
Property Tax per Capita	\$ 540.48	491.91

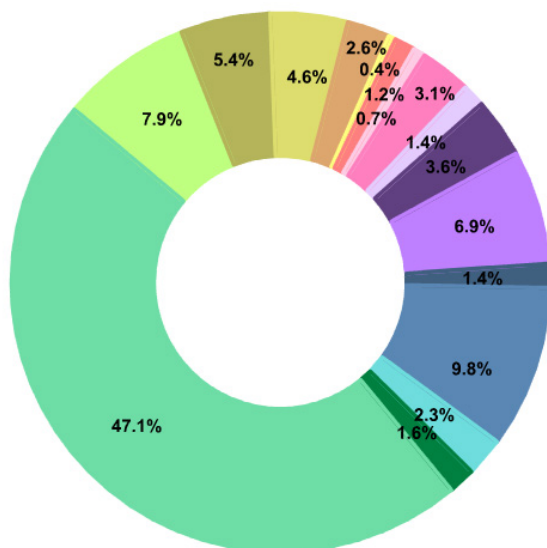
### Taxing Entities

CORR	\$	0.4390
Williamson County	\$	0.4587
RRISD	\$	1.2348
ACC	\$	0.1049
Upper Brushy Creek	\$	0.0200
<b>Total Tax Rate (includes CORR)</b>	<b>\$</b>	<b>2.2574</b>

### Top 10 Property Taxpayers (sorted by rank as of Oct 2019)

- Dell Computer Holdings LP
- CPG RR, LP (Premium Outlets)
- Baltgem (La Frontera Village)
- CMF 15 Portfolio (Col. Grand Apt)
- 2811 La Frontera LP (The District on La Frontera Apts)
- Fisher-Rosemount Systems Inc. (Emerson)
- Dell Computer Corp.
- Columbia/St. David Healthcare
- BT - OH LLV (UPS)
- FST La Frontera (La Frontera)

### Total Revised Budget 2019/20 - \$434.0 million



### Debt Information

GO Bond Rating:	S & P	AAA
Utility Bond Rating:	S & P	AAA

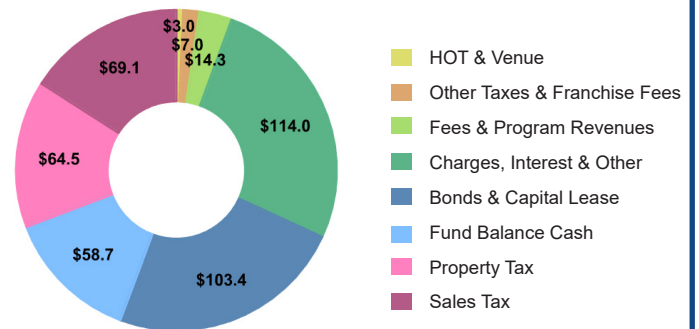
### Outstanding as of 9/30/2019 (millions)

GO & CO Bonds	\$	210.3
Capital Lease	\$	9.0
Utility / Drainage	\$	66.6 / 6.7
HOT	\$	3.4
Sports Center	\$	7.0
Type B	\$	31.5

### City Employees

	1019.20	Dept Total
FTEs		
Sworn Police*	180	257.98
Firefighters	153	163.00
*School Resource Officers -	10 SROs + 2 Sgts	

### Total Revenues & Funding Sources 2019/20 - \$434.0 million



	(millions)
Police	\$ 34.0
Fire	\$ 23.3
Fiscal Support Services	\$ 20.0
Transportation	\$ 11.0
Communication	\$ 1.9
General Services	\$ 5.3
Library	\$ 3.1
Parks and Recreation	\$ 13.3
Planning and Development	\$ 5.9
Support Services	\$ 15.4
Water/Wastewater/Drainage	\$ 29.5
Sports Management	\$ 6.0
Debt Principal & Interest	\$ 42.0
Administrative Charges	\$ 10.0
General SFC	\$ 6.9
Capital Improvement Projects	\$ 202.7