

CITY OF ROUND ROCK BUDGET IN BRIEF

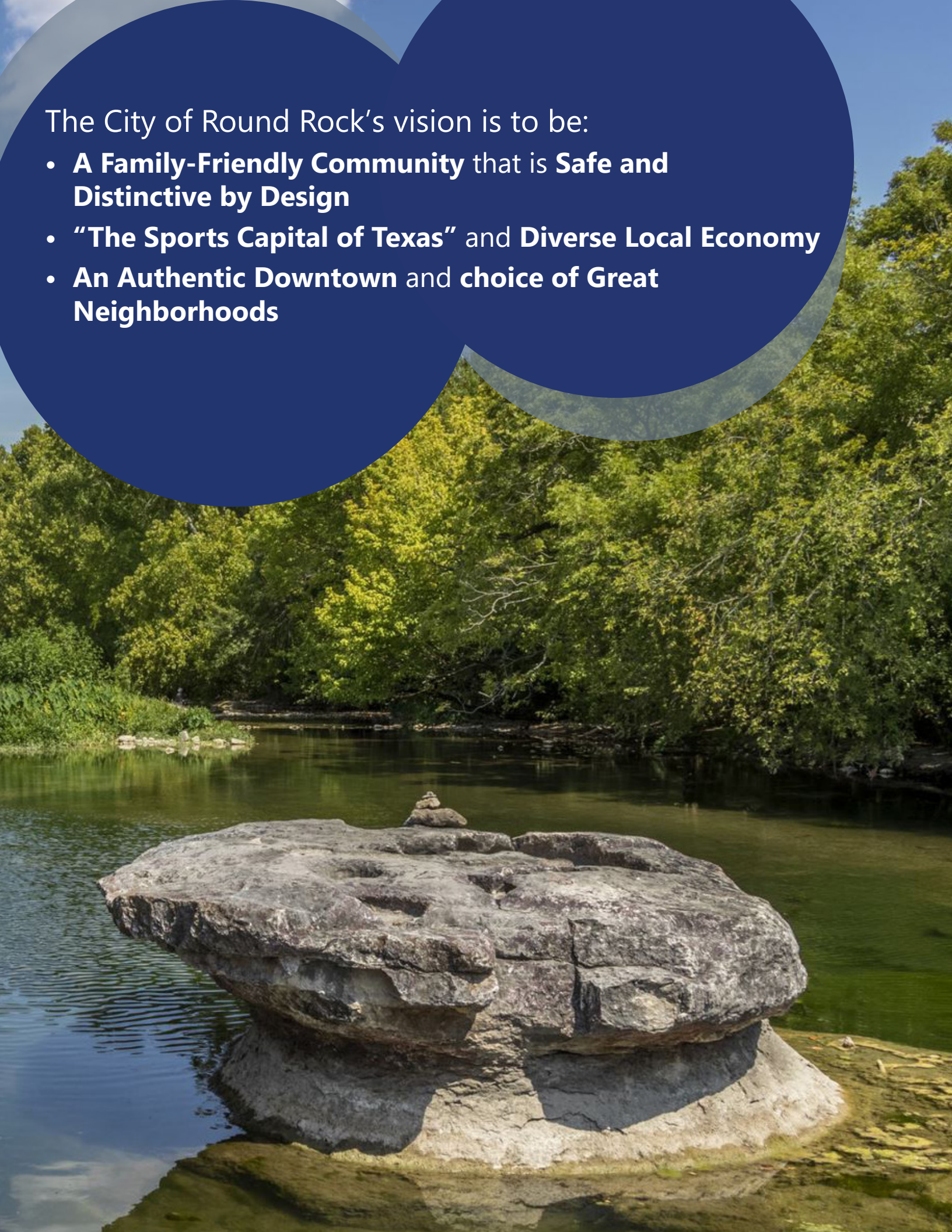
FY 2023-2024



SETTING the SCENE for SUCCESS

The City of Round Rock's vision is to be:

- **A Family-Friendly Community** that is **Safe and Distinctive by Design**
- **"The Sports Capital of Texas"** and **Diverse Local Economy**
- **An Authentic Downtown** and **choice of Great Neighborhoods**



Introduction

Dear Round Rock Residents,

I am pleased to present the City of Round Rock's Adopted Budget for fiscal year October 1, 2023 through September 30, 2024. This budget contains spending plans and revenue estimates for all City funds. This document and our ongoing discussions exemplifies a commitment to maintaining service quality, driven by the Council's vision to keep Round Rock among the top cities in the nation. Round Rock thrives due to our resilient spirit and smart long-term planning. We are on the right path, and I am continually amazed by our community's ability to do good things in the face of any challenge.

Strategic Priorities

In February 2023, the City Council affirmed Round Rock's 6 strategic goals. The total adopted budget of **\$543.9 million** is focused on furthering these goals listed below:

Strategic Goals for FY 2024



**Financially Sound
City Providing
High Value
Services**



**"The Sports
Capital of Texas"
for Tourism and
Residents**



**City
Infrastructure:
Today and for
Tomorrow**



**Authentic
Downtown -
Exciting
Community
Destination**



**Great
Community to
Live**



**Sustainable
Neighborhoods -
Old and New**

The City's most recent biennial citizen survey highlighted that traffic and transportation continues to be a top concern of our community. While major improvements to IH-35, SH 45, and US 79 remain under the jurisdiction of TxDOT and outside the scope of our City budget, this adopted budget does include significant funding for improvements to the City's transportation network that will provide relief to our residents. Some of these improvements include:

- Continued annual funding for **neighborhood street maintenance** with \$4.3 million for FY 2024. Since 2015, the City has allocated \$41 million to maintain neighborhood streets.
- Continued significant work on the road expansion program, **Driving Progress**, with major construction underway on sections of **Kenney Fort Boulevard**; and expected to begin sections of **Gattis School Road, County Road 112, Red Bud Lane, and Wyoming Springs**.

Introduction

The City continues to invest in the **historic downtown and culture** in FY 2024 with new facilities and upgraded infrastructure in the heart of our community. Some of these upgrades include:

- **Remodel of the Griffith Building & Paseo** to house the Round Rock Chamber, Convention & Visitor Bureau and the Downtowner Gallery.
- Addition of **park land and trail connectivity** situated along **Brushy Creek** on the north side of **Downtown**

Round Rock's **recreation and park** amenities set our City apart from many municipalities. The FY 2024 Adopted Budget includes funding for improvements and connections to these amenities that will continue to make Round Rock distinctive. Some of these improvements and connections include:

- **Trail connectivity.** Significant work is underway on **Heritage Trail East and West**, along with **Lake Creek Trail**. This adopted budget includes the funding necessary to complete connection of our major trail systems along the east and west corridor to provide a continuous trail experience across our City.
- Continued funding of our ever **popular, family-friendly events** including the **Fourth of July Parade, Hometown Holiday Lights, Light up the Lake, Music on Main, Chalk Walk** and more. Funding is also included for **Behrens Ranch Nature Park, Settlement Park** and **Rock Hollow Park** improvements.

Round Rock's widely popular **recreation and culture** programs have seen a large increase in participation and attendance. To keep the high-value programs and events provided to our citizens, this year's adopted budget includes **12.25 new employees** to join their teams. Of that total, 8.25 employees will assist the new **Round Rock Public Library** and their expanded services. The remainder will join the City's award-winning **Parks & Recreation Department**.

Public Safety remains a top priority for the City Council and Round Rock consistently ranks as one of the safest cities in the nation. This adopted budget also includes funding for several initiatives to secure the highest level of public safety for years to come with 12 total new positions, including:

- A new **Squad Staff** consisting of **six new firefighters** aimed to facilitate shorter response times to medical calls and one **Fire Reduction Support Technician** to keep up with the growing demand of services provided by the Community Risk Reduction program.
- One **Dispatch Supervisor** to assist with the increased call volume, one **Animal Control Officer** to keep up with the demand for services, and **three additional administrative positions** to keep up with the City's rapid growth

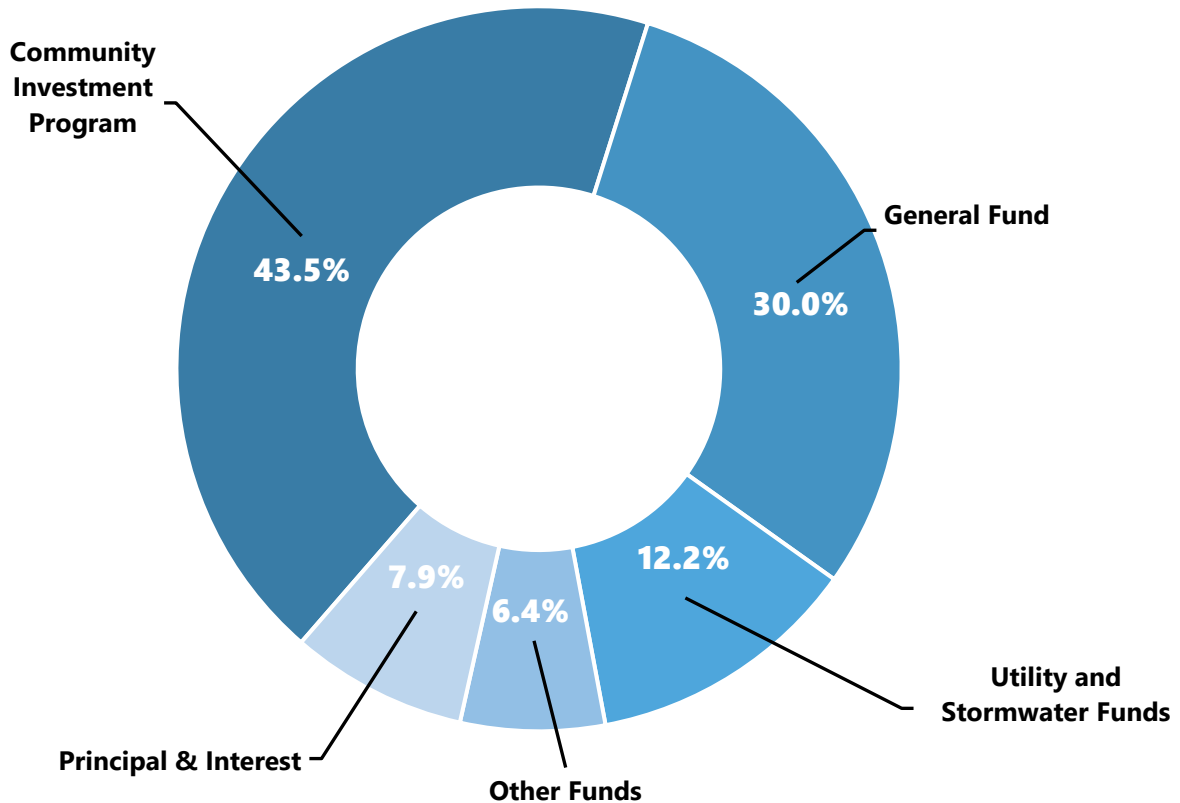


Laurie Hadley, City Manager



Citywide Budget

The Fiscal Year 2024 Adopted Budget totals **\$543.9 million**. The expenses are categorized in the chart below and are summarized in the pages that follow.



Adopted Property Tax Rate

The **adopted property tax rate** for FY 2024 is **\$0.342000** per \$100 of valuation, which is the same as the FY 2023 nominal rate.

- The adopted rate of \$0.342000 is an increase of 2.6 cents or 8.1% above the no-new-revenue tax rate of \$0.316334, which takes into account the 8.1% growth in existing property values from last year.
- New property valued at \$609 million was added to the property tax roll since last year. This amount of new property will generate \$2.1 million in additional property tax revenues for FY 2024.
- The City's tax rate is less than 20% of the average property owner's tax bill and continues to be among the lowest in Central Texas and the State.

The median taxable home value in Round Rock for FY 2024 is \$363,396. An **owner of a median taxable value home will pay \$104 per month** in City property taxes for next year. This increase pays for additional public safety positions with competitive salaries, as well as additional staffing for parks, library, and other departments.

Sales tax continues to be an important revenue thanks to the strong local economy. These **sales tax revenues help the property tax rate** as well.

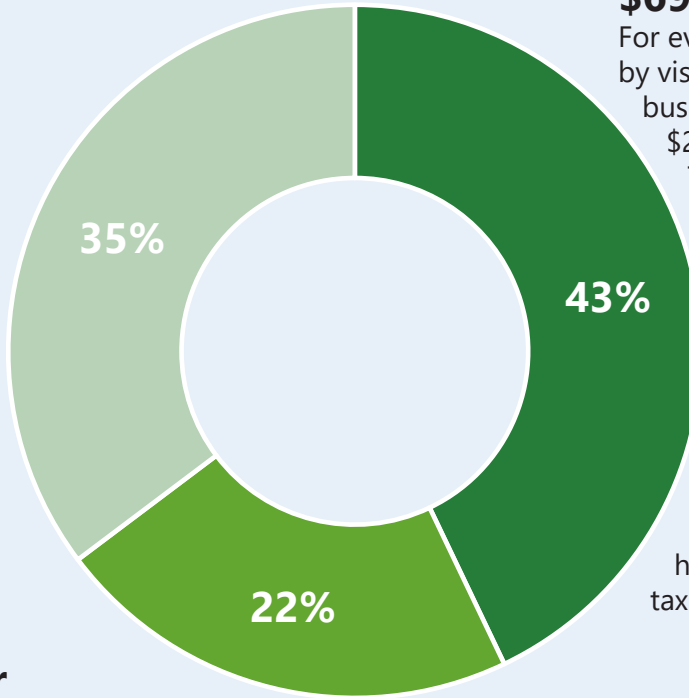
- Built into the 2% local option sales tax rate is a half-cent for property tax reduction.
- The half-cent sales tax reduces the property tax rate for FY 2024 by 12.3 cents. That saves the median homeowner \$37 a month or 26% on their monthly City tax bill.

General Fund Revenues

The City's General Fund Revenues come from a wide variety of revenue sources. A more detailed look at the General Fund Revenues is available in the FY 2024 Budget Workshop on the City's website.

Property Tax \$57.0M

The City's property taxes help cover many of our core services including police, fire, transportation, parks and recreation, and the library. Over the past five years, the City has opened four fire stations, added 32 new firefighters and staff, added 33 new police officers and staff, and has opened the new Public Safety Training Facility - all thanks in part to property tax revenues.



Sales Tax \$69.3M

For every \$100 in purchases by visitors, residents, and businesses, the City collects \$2 in sales tax revenues. The General Fund gets \$1.50 and the remaining 50 cents goes to the Type B Fund to pay for roads and economic development. Round Rock's unique mix of destination shopping and corporate headquarters generates sales tax revenues that help reduce the property tax burden.

Other Revenues \$35.3M

Over 100 different revenue sources make up the remainder of General Fund revenues including fees for the City's many recreation programs, building permits, and other services. Some of these are large, like the Electric Franchise Tax revenues budgeted at \$3.9 million and ARPA reimbursements budgeted at \$2.0 million for FY 2024.

Property Tax Base

Round Rock enjoys a diverse and growing economy with development of all types continuing across the City. Single family homeowners will pay \$31.9 million in City property taxes in FY 2024, just 20% of total General Fund revenues.

Taxable Property



Taxable Value/Property Tax Revenue by Source



General Fund Expenses

The City's General Fund operating expenses in the FY 2024 Adopted Budget total \$161.6 million. A more detailed look at the General Fund Expenses is available in the FY 2024 Budget Workshop on the City website.

Transportation, Planning, and Community & Neighborhood Services

\$20.4M

Transportation, Planning & Development Services, and C&NS are responsible for planning and managing the City's growth and quality. This includes economic development and neighborhood street maintenance.

Recreation & Culture

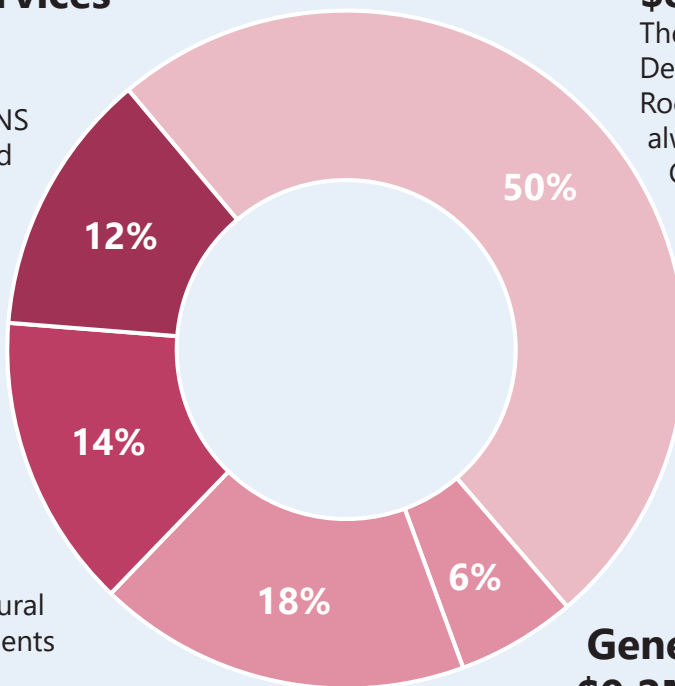
\$22.7M

The Parks and Recreation and Library Departments offer the high-quality recreation and cultural services that Round Rock's residents have come to expect.

Support Services

\$28.8M

Support Services departments in the General Fund include Administration, Communications, HR, IT, and Finance. These departments provide support to all City divisions and functions across all funds.



Public Safety

\$80.5M

The Round Rock Police Department and the Round Rock Fire Department are always top priorities for City Council in prioritizing General Fund expenses. The police, fire, emergency medical, and Crisis Response Unit continue to make Round Rock one of the safest cities in the country.

General Services

\$9.2M

The General Services Department is responsible for overseeing fleet operations, building construction, repair and maintenance of City facilities and will oversee many projects from the voter-approved 2023 GO Bonds.



Community Investment Program

The City has a five-year capital plan that enables long-range, proactive planning for maintenance, improvements, and expansions to the City's infrastructure. The total cost of the capital plan included in the FY 2024 Adopted Budget over the next five years is **\$1.0 billion**. With our conservative approach to financial planning, 46% of our planned capital projects will be debt-financed. **48% of the five-year capital plan will be cash funded**, while 6% will come from cost sharing with other local government partners.

Recreation and Culture \$270.7

Extensions to the City's trail system are well underway. Many projects approved in the 2023 voter-approved GO Bonds will begin including the Old Settler's Rec Center, Rock N River improvements and the Sports Center expansion.

Transportation \$259.5M

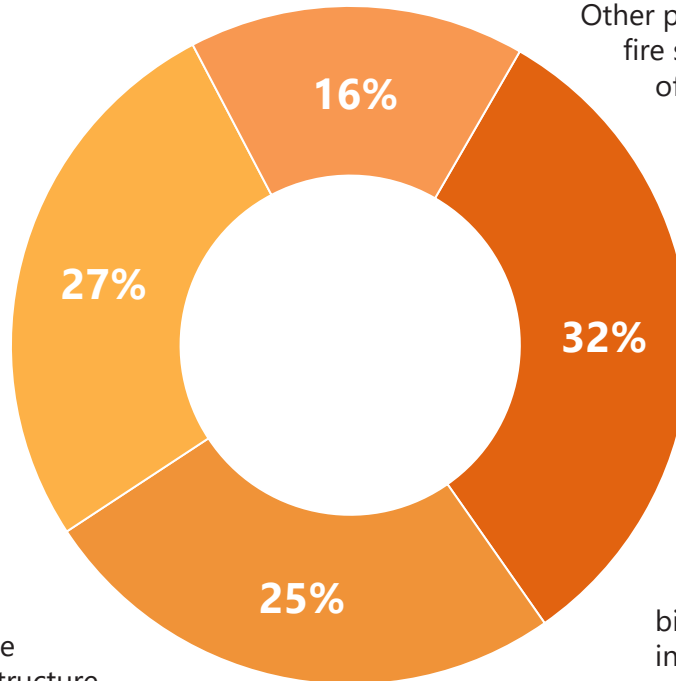
Road improvements and expansions will improve the City's transportation infrastructure. Major roadways for expansion include Kenney Fort Boulevard; sections of Gattis School Road, Red Bud Lane, Wyoming Springs, and County Road 112.

Other Projects \$163.2M

Other projects include future fire stations, construction of new City facilities, and other necessary capital improvements.

Utilities and Stormwater \$325.6M

The water, wastewater, and stormwater systems have some big capital projects under way, including expansions to the regional water and wastewater systems.



Major Capital Projects

Projects	Estimated Completion Date	Total Project Cost
Parks, Rec & Sports Voter-Approved Bond Projects	TBD	230.0M
Public Safety Voter-Approved Bond Projects	TBD	44.0M
Griffith Building Remodel and Paseo	FY 2025	19.4M
Trail Expansions (Heritage East, Heritage West and Lake Creek)	FY 2025	39.4M
County Road 112 - AW Grimes to CR 110	FY 2026	35.5M
Gattis School Road - Segment 3	Fall 2026	28.0M
Gattis School Road - Segment 6	FY 2025	24.0M
Kenney Fort Boulevard Segment 4	Spring 2024	23.2M
Wyoming Springs Extension	FY 2026	23.7M
BCRUA Phase 2 Deep Water & Raw Waterline Construction	FY 2027	84.7M



Utilities and Stormwater

Round Rock operates water, wastewater, and stormwater systems that serve over 37,000 customers. **There are no rate increases for retail water, wastewater, or stormwater for FY 2024.**

Utility and Stormwater Funds Expenses




Water
\$68.0M


The City provides water to over 150,000 people within the City limits and the surrounding area. The water system includes over 720 miles of water lines, 11 pumping stations, and 20 water tanks.



Stormwater
\$10.6M



Utility Billing Department
221 East Main Street
Round Rock TX 78664



ROUND ROCK, TX 78681

CONTACT INFORMATION

For inquiries call: (512) 218-5460
Hours of Operation: Monday - Friday 8:00 a.m. - 5:00 p.m.
Emergency After-Hours: (512) 218-5555
24-Hour Drop Box: Located on the southeast side of City Hall
Pay by phone: 1-855-894-2392
Make a payment online at: roundrocktexas.gov/paymybill

IMPORTANT MESSAGE

ACCOUNT STATEMENT

CID-ACCT #	DUE DATE	AMOUNT DUE
	07/24/2023	\$87.44

ACCOUNT INFORMATION

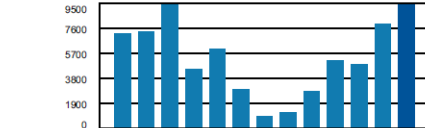
Account Name:
Service Address:
Current Statement Date: 07/06/2023
Last Payment: 06/09/2023
Last Payment Amount: -\$83.00
Penalty Applied After: 07/24/2023

CURRENT CHARGE SUMMARY

Water	\$40.58
Wastewater	\$18.32
Solid Waste	\$22.14
Miscellaneous	\$6.46
Balance Forward	-\$0.06

TOTAL AMOUNT DUE **\$87.44**
Total Due After 07/24/2023 **\$96.02**

WATER CONSUMPTION





Wastewater
\$27.6M

The City's wastewater system includes over 7,900 manholes, 495 miles of wastewater lines, 11 lift stations, a reuse water system, and two wastewater treatment plants.

Utility and Stormwater Revenues

Utility rates are structured to generate sufficient revenues to fully cover the operations, maintenance, and expansions to the water, wastewater, and stormwater systems.

Charges for Utility Services	\$59.9 M
Impact Fees	8.0 M
ARPA Funding	14.6 M
Contracts & Other	42.0 M
Total Revenues	\$124.5 M



Hotel Occupancy Tax & Sports Center (Venue Tax) Funds


Tourism is a big deal in Round Rock, especially for a City of our size. We have over 4,800 hotel rooms with another 119 under construction. Visitors come to Round Rock for the wide-range of indoor and outdoor sporting events held in the Sports Capital of Texas; for our destination-based retail including the Round Rock Premium Outlets; and for the variety of restaurants, outdoor adventures, and numerous major businesses. Visitors who come and stay overnight in a Round Rock hotel pay a 9% City occupancy tax that is split between our two tourism-related funds: the Hotel Occupancy Tax Fund (7%) and the Sports Center (Venue Tax) Fund (2%).

Hotel Occupancy Tax Fund

The Hotel Occupancy Tax Fund has a FY 2024 Adopted Budget of \$13 million which includes the Convention & Visitors Bureau, Arts, and Historic Preservation. The fund also supports the following attractions in Round Rock:



The **Dell Diamond**, opened in 2000, is consistently recognized as one of the best minor league stadiums in the U.S. and has one of the highest attendance rates.



The **Round Rock Multipurpose Complex** opened in May 2017. Since its inception it has hosted dozens of regional tournaments, national tournaments for U.S. Women's Lacrosse and Quidditch, and has been selected as the host for national tournaments of NIRSA National Flag Football Championships, NIRSA Soccer National Championships, and Big 12 Women's Soccer Championships.

Sports Center (Venue Tax) Fund

The Sports Center or Venue Tax Fund has a FY 2024 Adopted Budget of \$8.2 million, which funds the Round Rock Sports Center, includes \$2.3 million for capital improvements.



The 82,800 square foot **Round Rock Sports Center** opened in January 2014 and has since been the host of a multitude of sporting events as well as banquets, wedding expos, corporate meetings, and other events that bring visitors to Round Rock.

How to Become Involved in the Budget Process

The City of Round Rock values public participation in the budget and property tax rate setting process. There are opportunities for participation by attending public City Council meetings where the budget will be discussed as well as online engagement through Facebook, Twitter, and Nextdoor. The City also hosts public hearings, neighborhood, and community meetings throughout the year on targeted programs. The feedback from all of those meetings is important to the annual budget process.



Public Meetings & Hearings

- **August 10, 6:00pm - Council Meeting** - Council will take action to publish and propose a property tax rate for FY 2024 and formally set the date and time for the budget and tax rate public hearings.
- **August 24, 6:00pm - Council Meeting** - Council agenda will include public hearings for the budget and tax rate and first readings of the budget and tax rate ordinances.
- **September 14, 6:00pm - Council Meeting** - Council agenda will include the final adoption of the budget and tax rate ordinances, as well as the action to ratify the property tax rate.

Public hearings will be held at Round Rock City Hall, 221 E. Main Street



Online Engagement

- The City always welcomes questions and comments through Facebook, Twitter, email, and the City's blog at roundrocktexas.gov/blogs.
- Stay tuned to the City's Facebook and Twitter feeds and the news archive on roundrocktexas.gov/budget for more information.

For more information on how the City's property taxes may impact you, go to:

- roundrocktexas.gov/budget
- williamsonpropertytaxes.org/tax
- travistaxes.com

A more detailed look at the **FY 2024 Adopted Budget** is available on the City's website at roundrocktexas.gov/budget



