



ROUND ROCK TEXAS

FY 2024-2028 HUD Consolidated Planning Process

Community Input
Presentation
May 13, 2024



Formerly NDC | Partners in Community Development

Consolidated Planning Process

- The Consolidated Plan is designed to help states and local jurisdictions to assess their affordable housing and community development needs and market conditions, and to make data-driven, place-based investment decisions.
- Requires public input to identify housing and community development priorities for the Community Development Block Grant (CDBG) Program. Funding comes from the U.S. Department of Housing and Urban Development (HUD).
- This Consolidated Plan will cover the five-year period of 2024 – 2028 for the city of Round Rock, Texas.

Approach



Data Driven



Community Input

What would you do
with \$3 Million?

Community Development Block Grant (CDBG) Program

City of Round Rock

Estimated Five-Year Allocation:
\$3 Million or approximately \$600,000
per year

**CDBG Supports Community
Development Activities to Build
Stronger and More Resilient
Communities**

**70% of Funds Must Benefit Low- and
Moderate- Income Persons**

**15% of Funds Can Be Used for Public
Services (Community Services)**

20% of Funds for Program Admin

Activities Must Meet A National Objective:

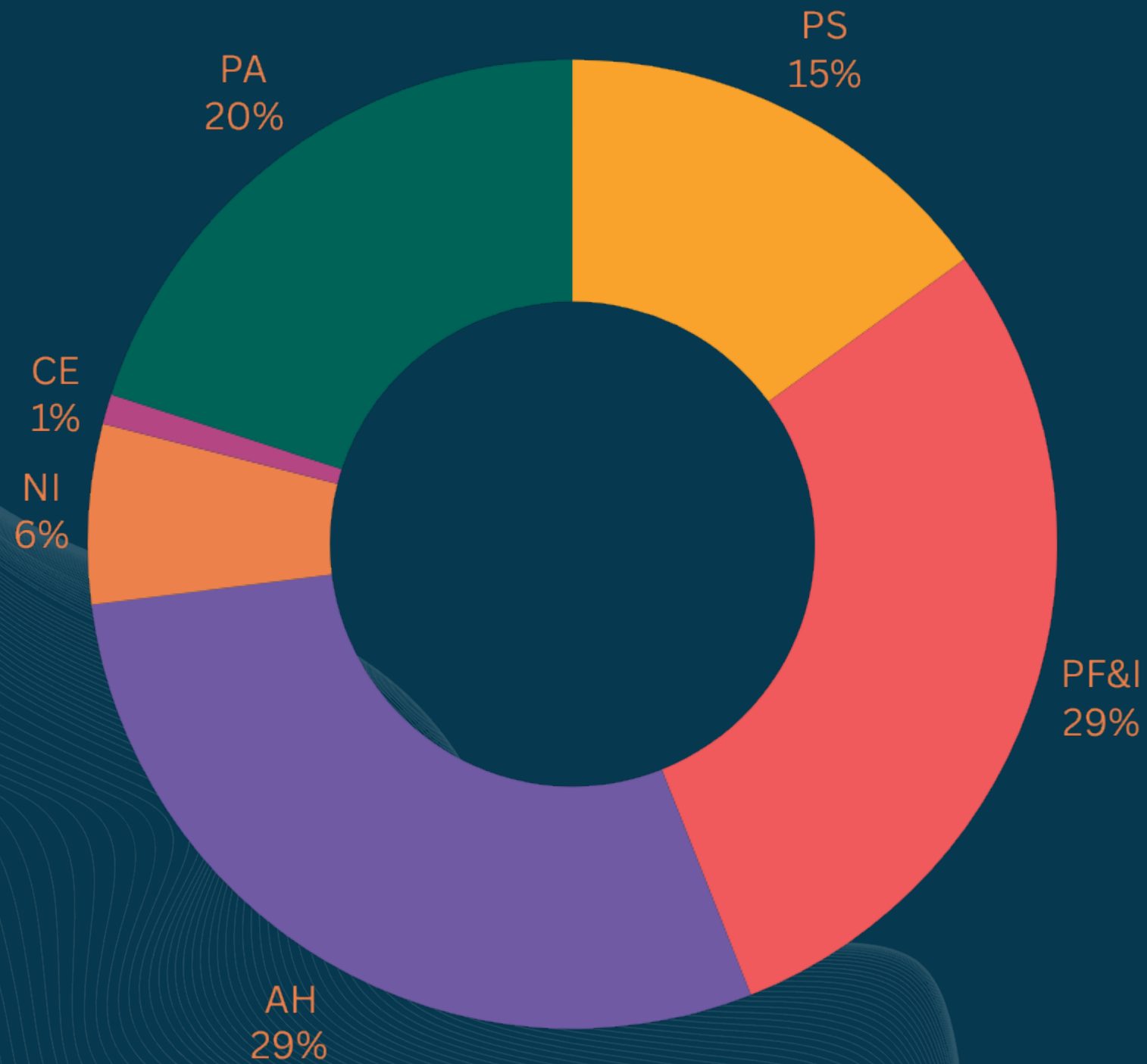
- **Benefit Low- and Moderate-Income persons**
- **Elimination of slum and blight**
- **Urgent Need**

Eligible CDBG Activities

- **Housing Preservation (Home Repair)**
- **Other Real Property Improvements**
- **Infrastructure and Public Facilities Improvements**
- **Public Services (Community Services)**
- **Economic Development**

Round Rock's 2019–2023 Consolidated Plan Priorities & Goals

Five Year CDBG Estimate: \$3.4 Million



Public Services - Meals on Wheels, Food Pantry, Sacred Heart Community Clinic, CASA of Williamson County	\$515,000	15%
Public Facilities & Infrastructure – Sidewalks and Park Improvements	\$1,016,038	29%
Affordable Housing – Homeowner Rehabilitation Program	\$1,000,000	29%
Neighborhood Improvements – Bus Shelters	\$216,038	6%
Code Enforcement	\$27,999	1%
Program Administration	\$686,770	20%

Community Profile

Round Rock, TX

Median Household Income=\$91,888

Population

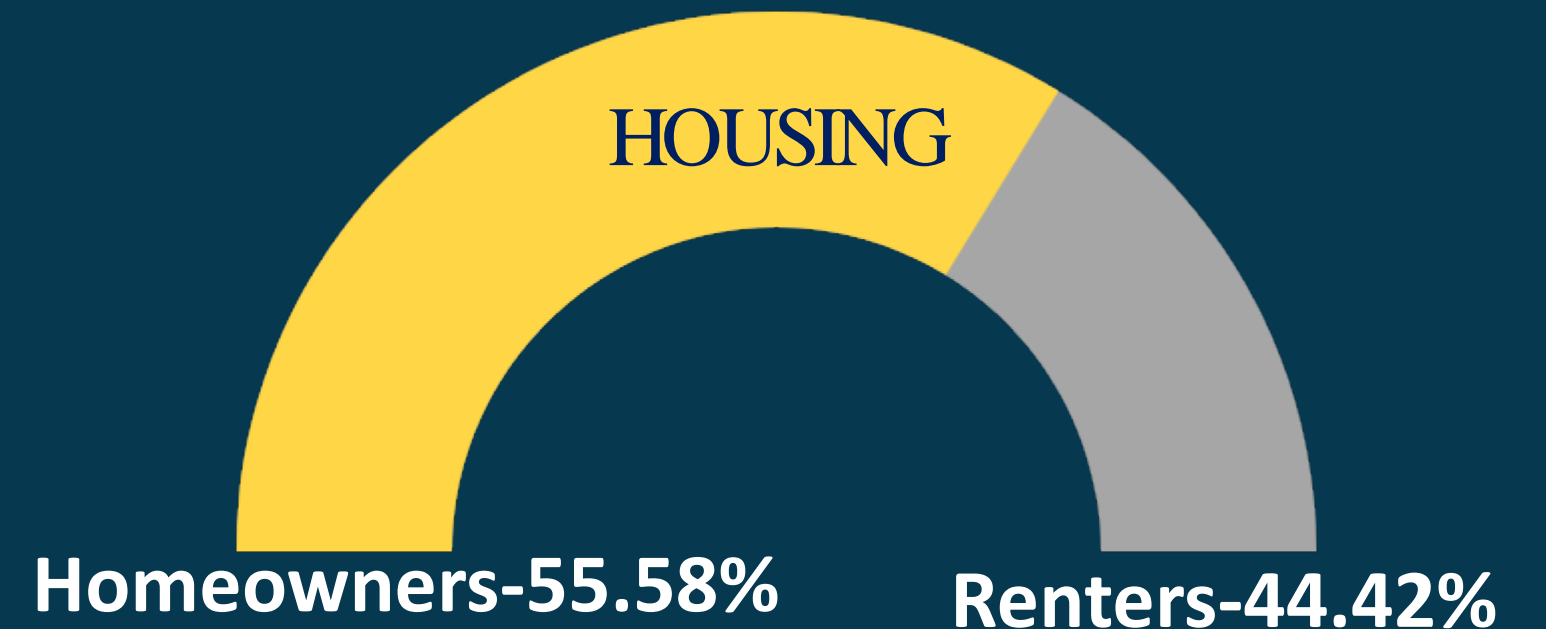
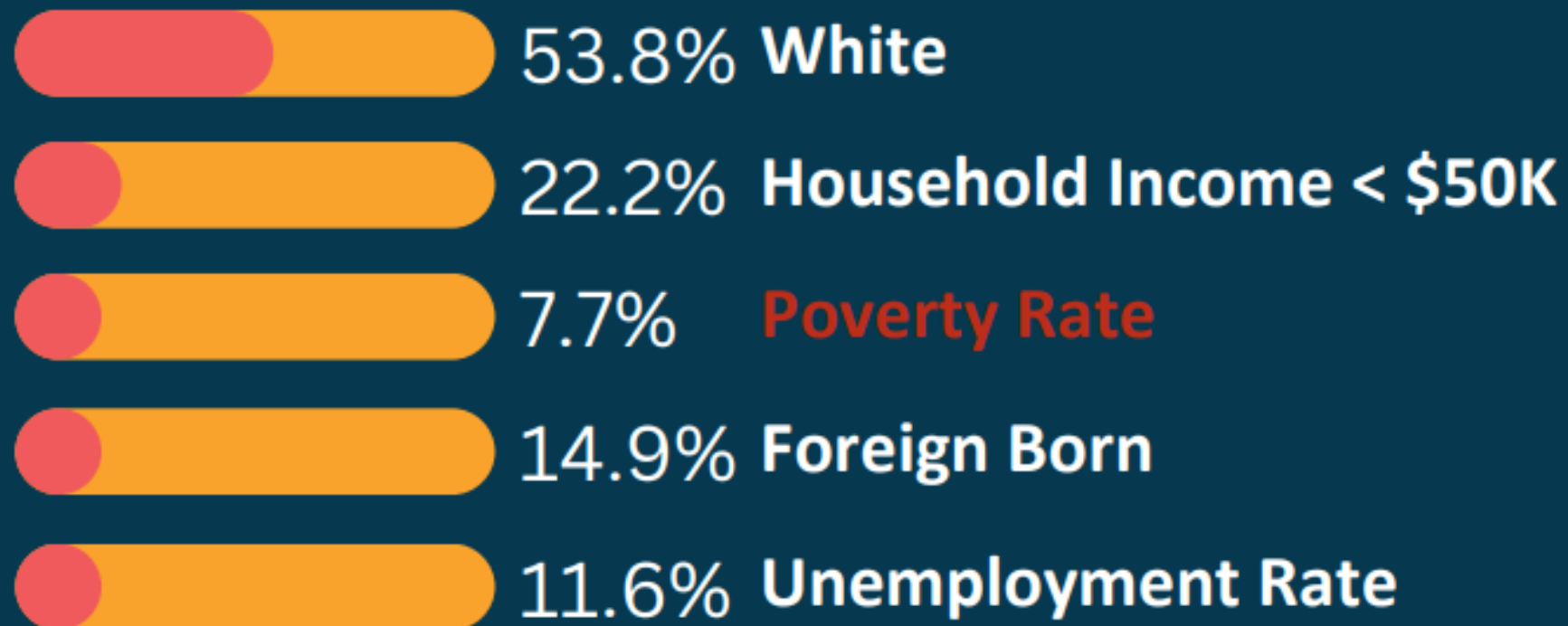

126,697 People

Households

45,133

Average HH Size

2.65



SOURCE:
Census

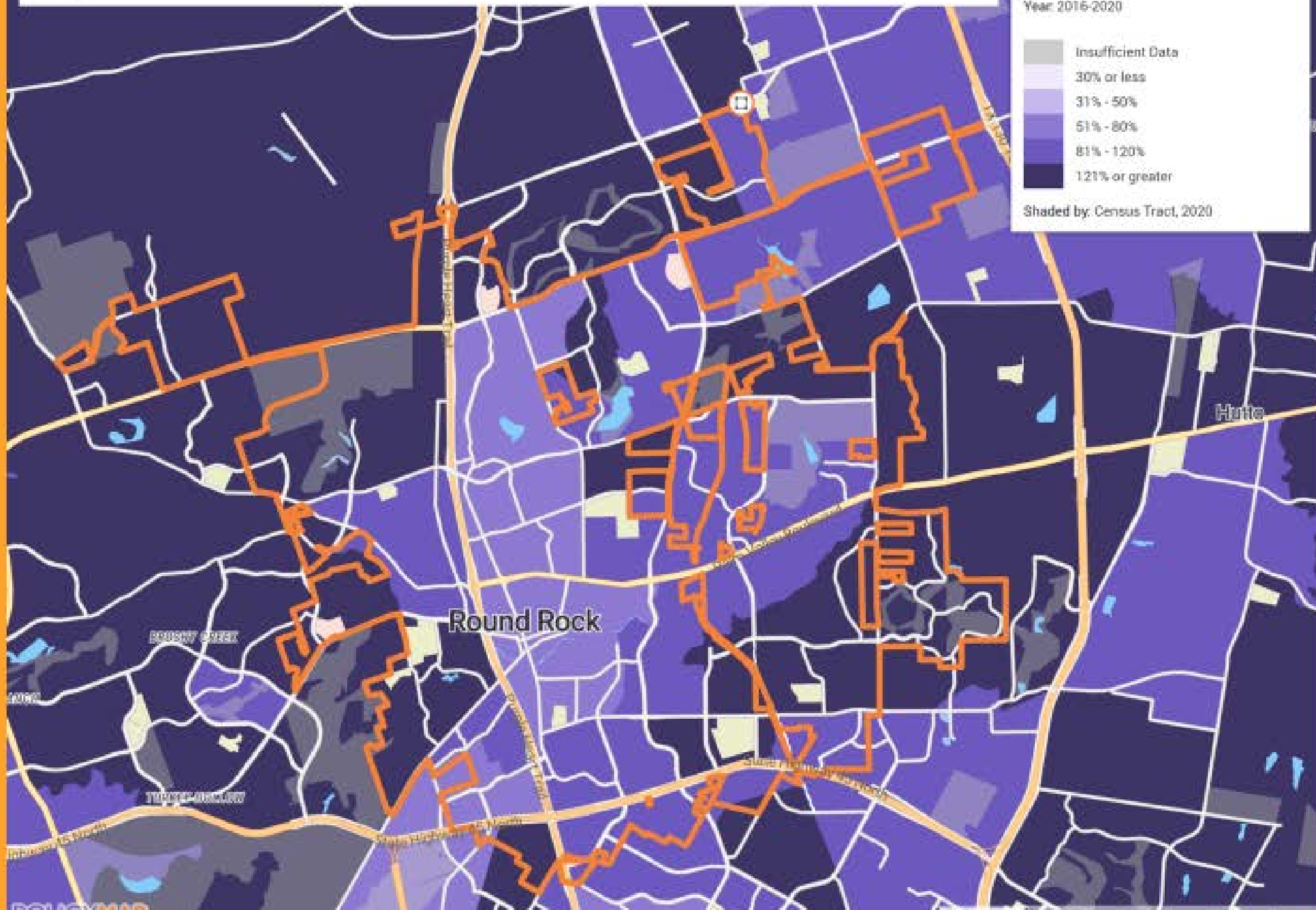
Income by Census Tract

Local Median Household Income as a share of Area Median Household Income between 2016-2020.

Median Household Income %
Source: ACS & PolicyMap
Year: 2016-2020

Insufficient Data
30% or less
31% - 50%
51% - 80%
81% - 120%
121% or greater

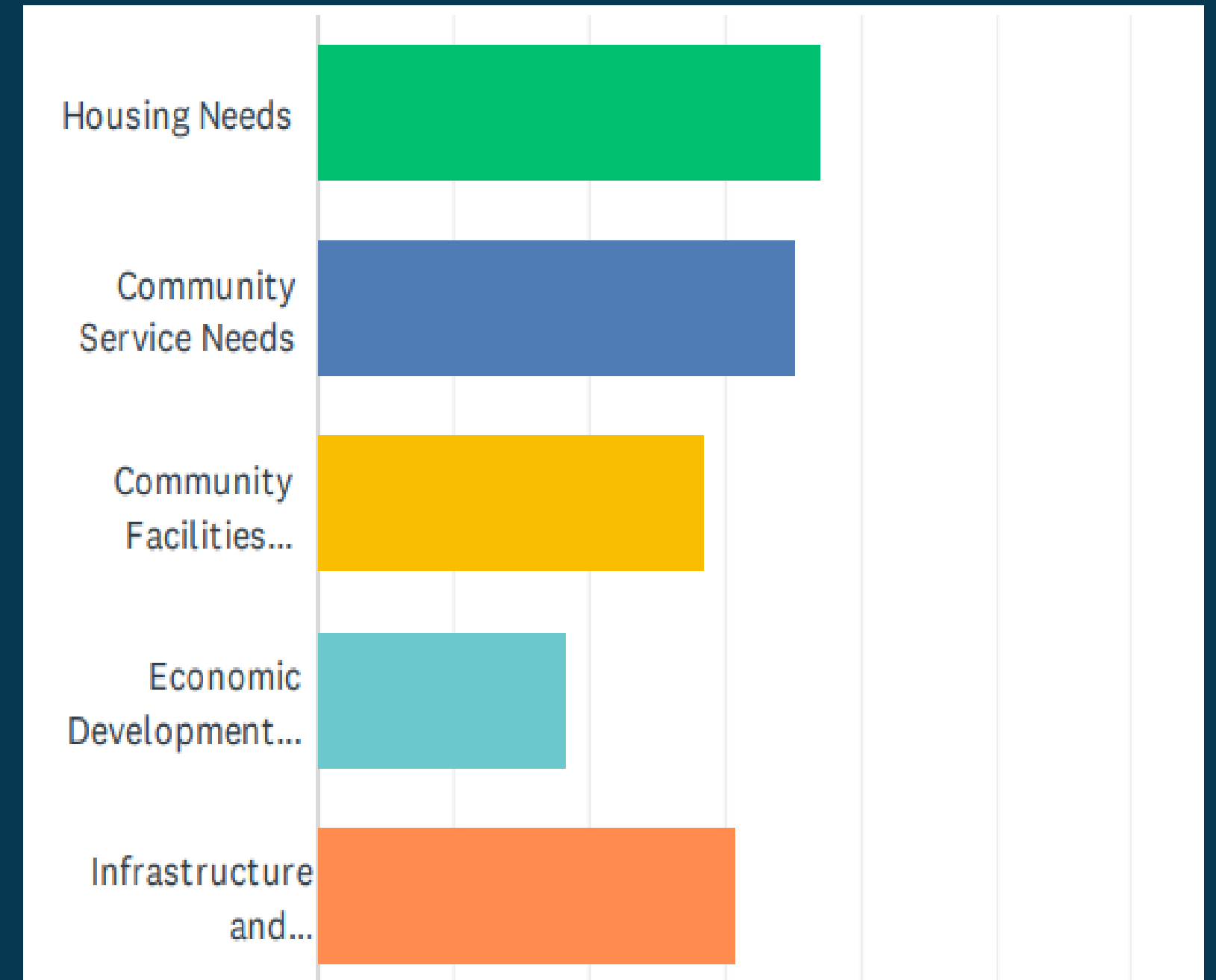
Shaded by: Census Tract, 2020



Community Engagement

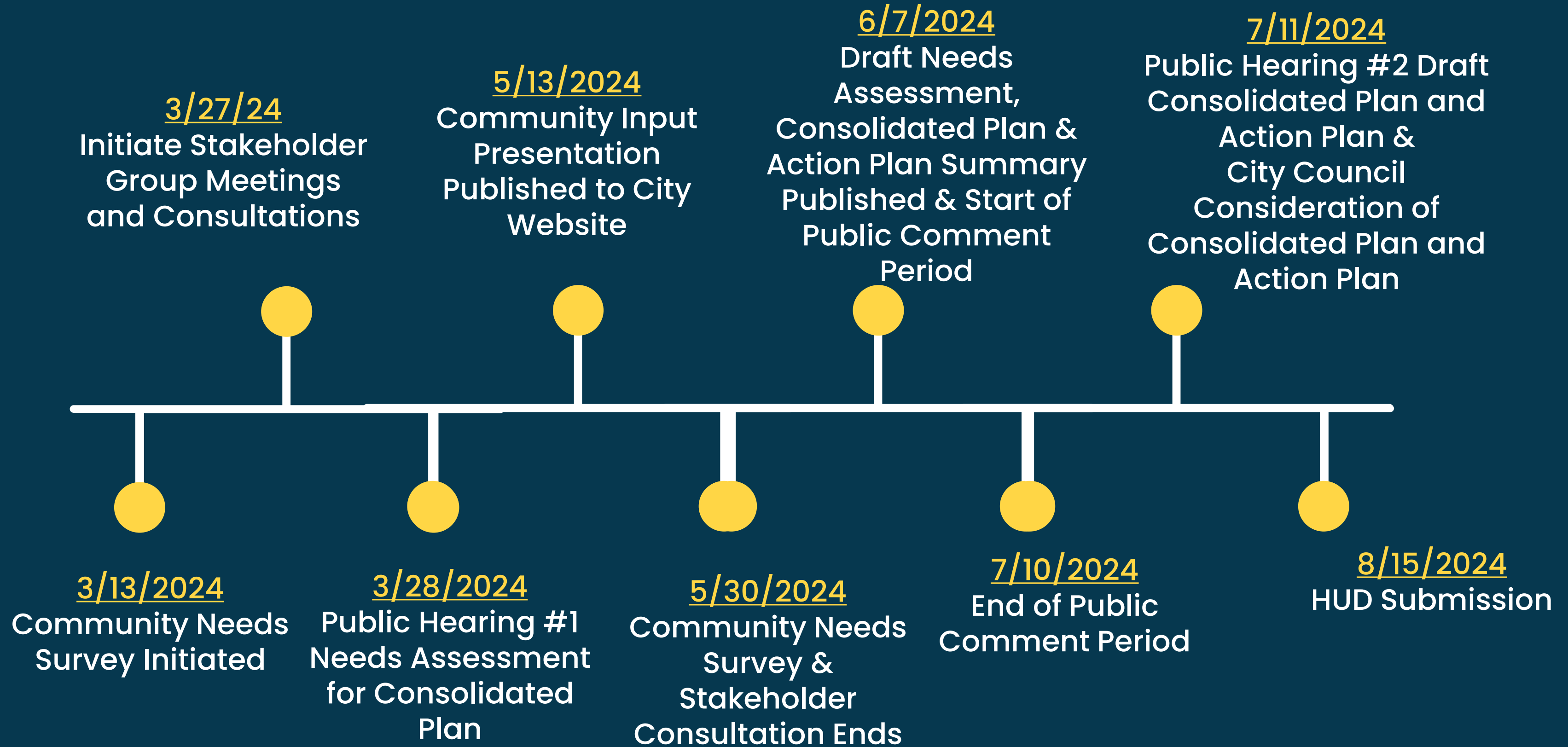
The city has been engaging with residents and stakeholders through meetings and a community needs survey to identify priority needs for CDBG funds. Based on initial feedback, the top three priorities are:

1. Housing Needs
2. Public Service/ Community Service Needs
3. Infrastructure & Neighborhood Improvement Needs



**What do you think are the greatest needs in your community?
We want your input!**

Consolidated Plan Timeline



Community Needs Survey

If you live, work, or do business in Round Rock, we encourage you to complete a survey and provide your input! Survey closes 5/30/2024.

If you have any questions about the Consolidated Plan or would like to send written feedback, please contact Patricia Santa Cruz at psantacruz@growamerica.org

**SCAN TO ACCESS
SURVEY:**

