

City Manager's Proposed Budget

FY 2025-2026
Council Budget Workshop

July 24, 2025



A decorative graphic on the left side of the slide consists of a cluster of hexagons in various shades of blue, red, and white, arranged in a honeycomb-like pattern. Some hexagons are solid, while others are outlined in white or orange.

Agenda

Welcome

Growth trends

Property taxes

Budget by fund

CIP/Debt

Goals for Today

- Comprehensive budget presentation
- Big picture
- Department presentations
- Questions



What is a Successful Budget?

- Conveys accomplishments
- Outlines strategic goals
- Sets framework for:
 - Delivering services
 - Managing resources






Consistent Philosophy

- Combines
 - Strategic planning
 - Annual financial plans
- Includes
 - Operations
 - Community investments



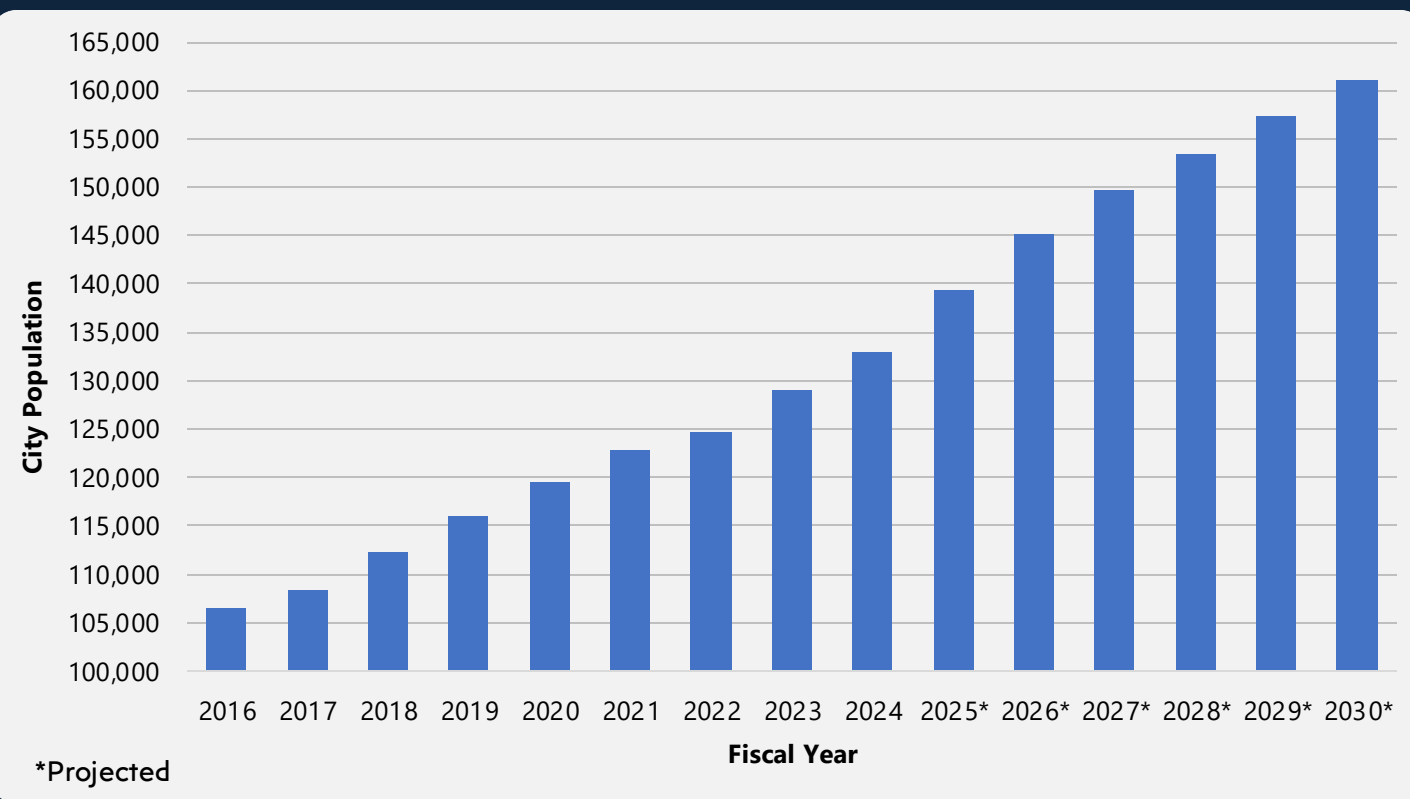
TAB B

Growth Trends

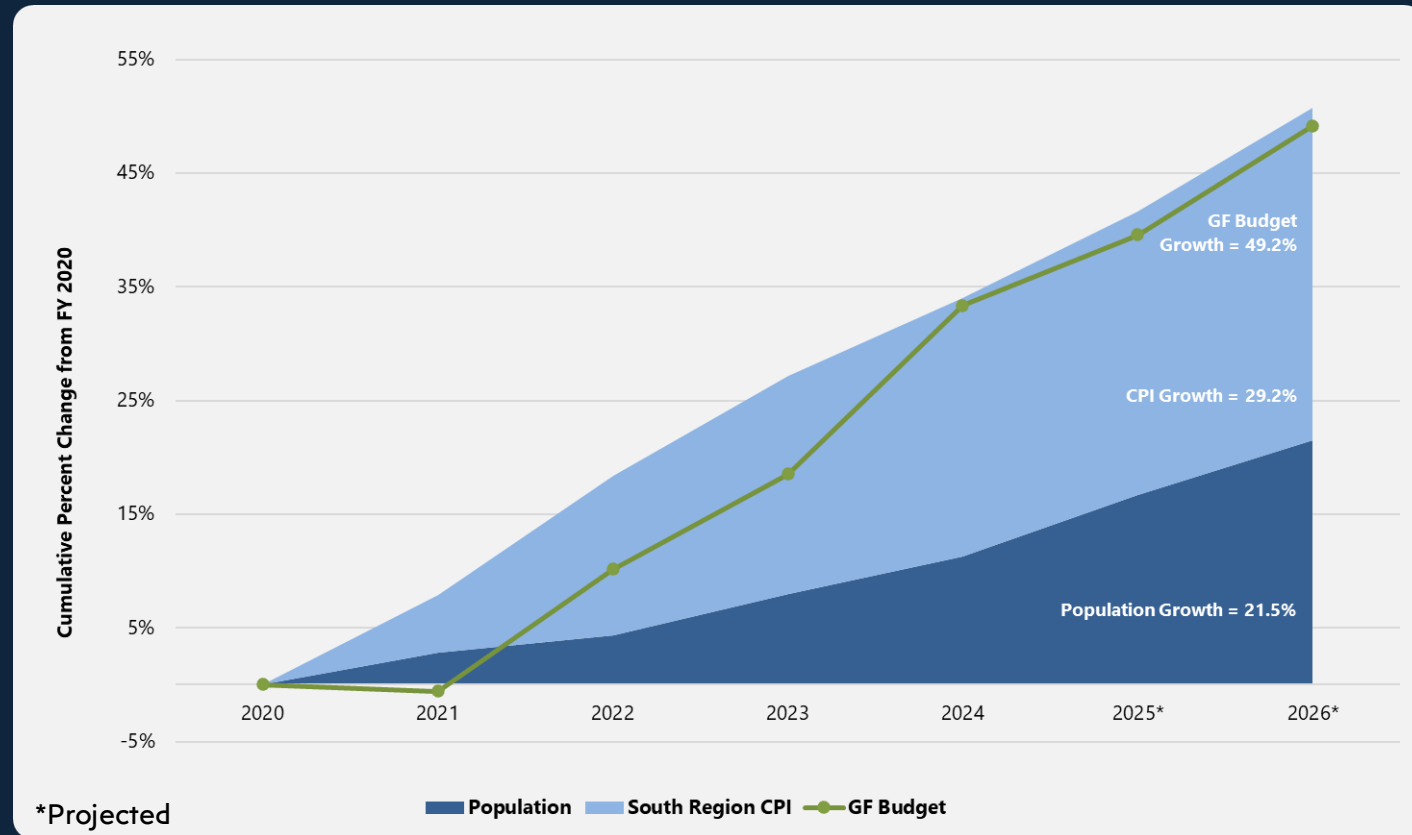


Population

- **139,436** current estimate
- Past 10 years: **+31%**
- Next 5 years: **+11%**
145,000 to 161,000



Inflation & Population vs. GF Growth

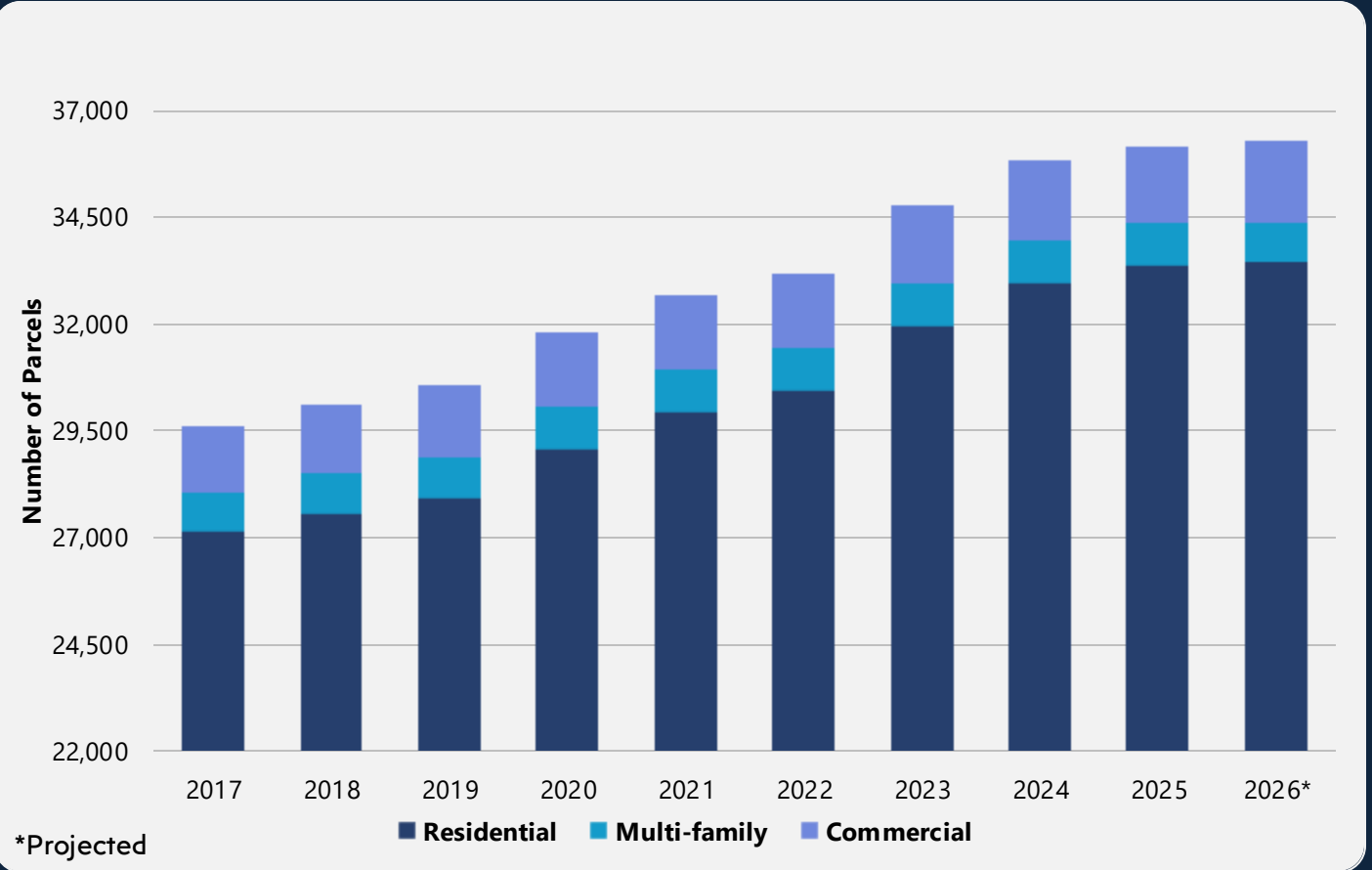


Parcels – Real Property

- Added **6,674** new properties in 10 years
- SFR = **92%** of parcels

2026 Parcel Counts

Residential	33,502
Multifamily	939
Commercial	1,874
Total	36,315



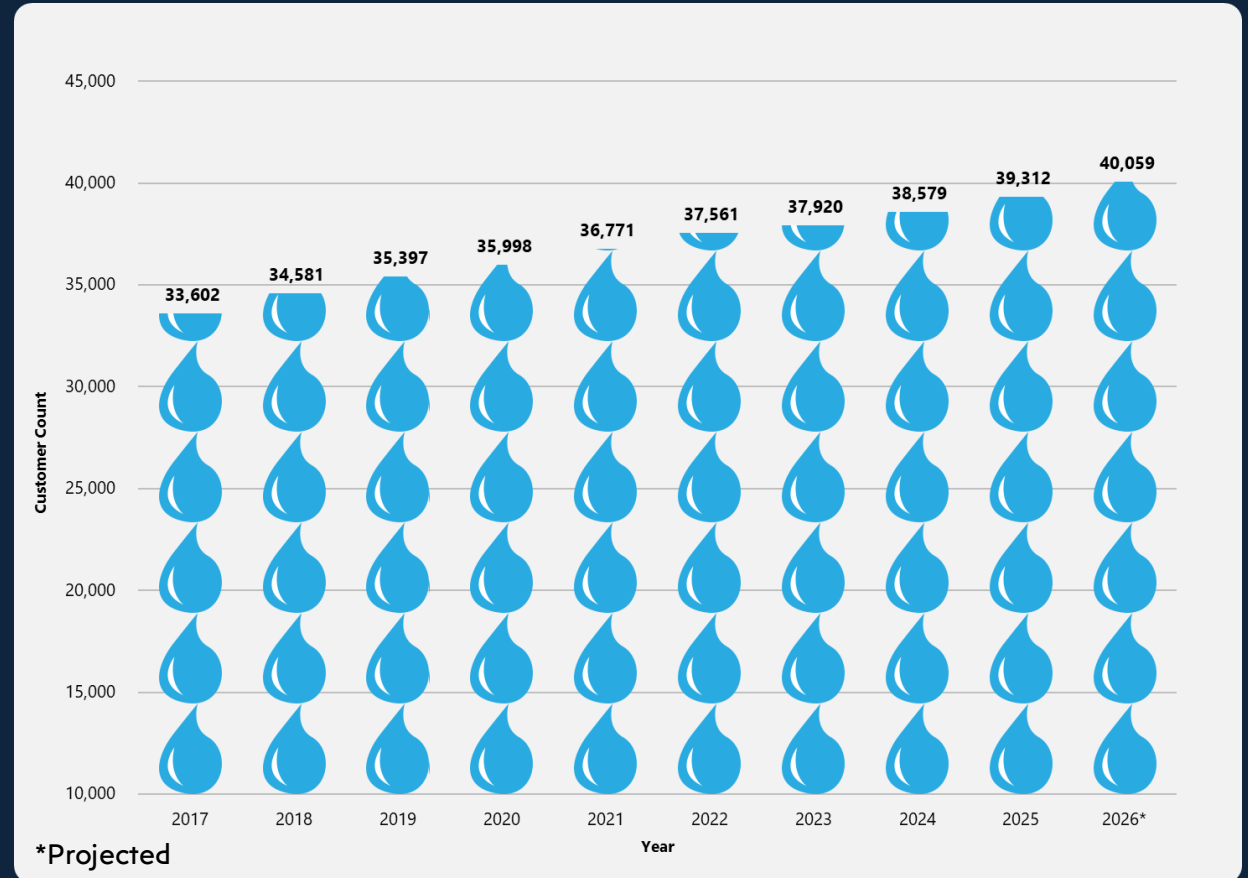
Utility Customers

Over 10 years:

- 6,457 new customers
- 19.2% increase

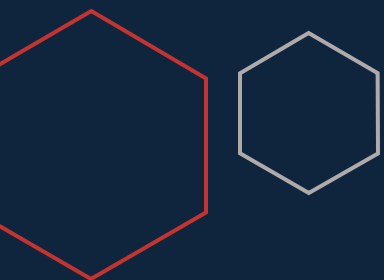
2026 Projected Customers

Residential	36,454
Commercial	3,605
Total	40,059



Budget Drivers

- Council goals and strategic direction
- Growth and maintaining quality service levels
- Competitive employee compensation and benefits
- Maintenance of parks, facilities, and streets
- Compliance with financial policies



TAB D

Property Values & Taxes



Taxable Values

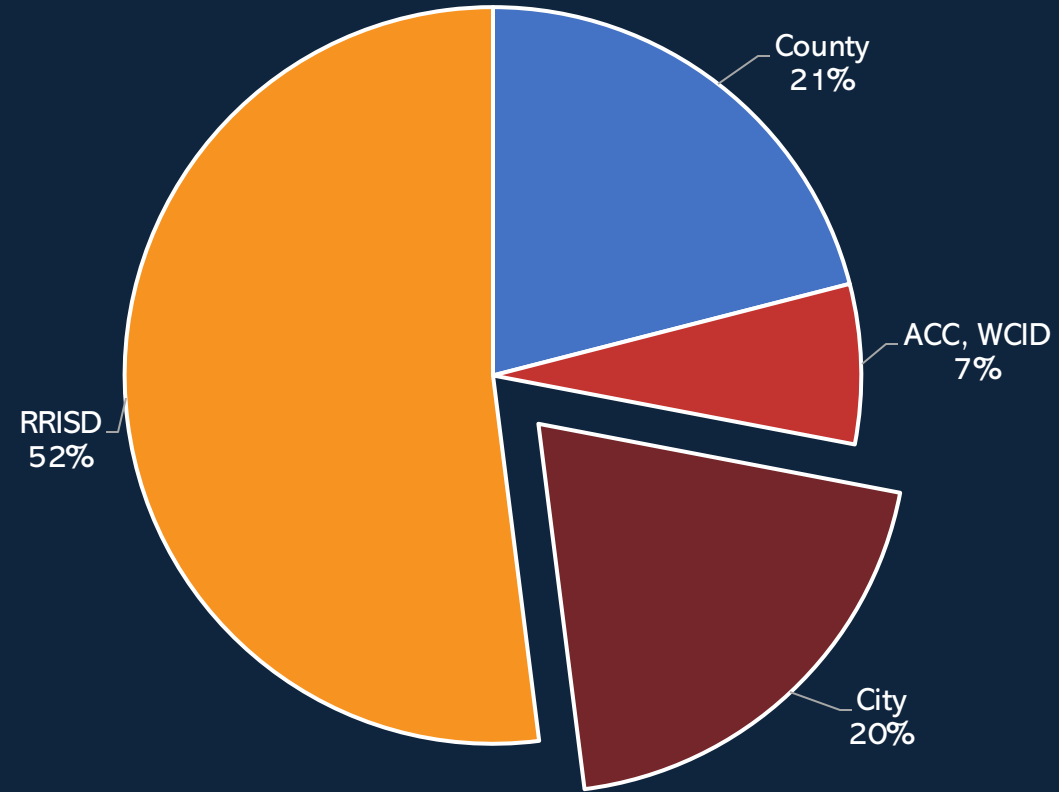
Taxable Value	FY 2024 Actual	FY 2025 Actual	FY 2026 Certified
Existing Value	\$23.4 billion	\$24.6 billion	\$26.1 billion
New Value	\$609 million	\$746 million	\$540 million
Total Taxable Assessed Value	\$24.1 billion	\$25.3 billion	\$26.7 billion



Truth in Taxation Terminology

- **Maintenance and Operations (M&O) Rate** – part of the tax rate used for day-to-day operation of the City
- **Interest and Sinking (I&S) or Debt Rate** – used exclusively for serving debt
- **No New Revenue Rate** – used to evaluate the taxes for the prior year and the current year
 - Compares the values of the properties on the rolls last year to values of the same properties this year
 - The tax rate on those properties that would raise the same revenue as last year
- **Voter Approval Rate** – the maximum tax rate allowed by law without voter approval
(M&O No New Revenue Rate + 3.5%) + I&S rate required to service debt

Property Tax Bill



Property Tax Calculation

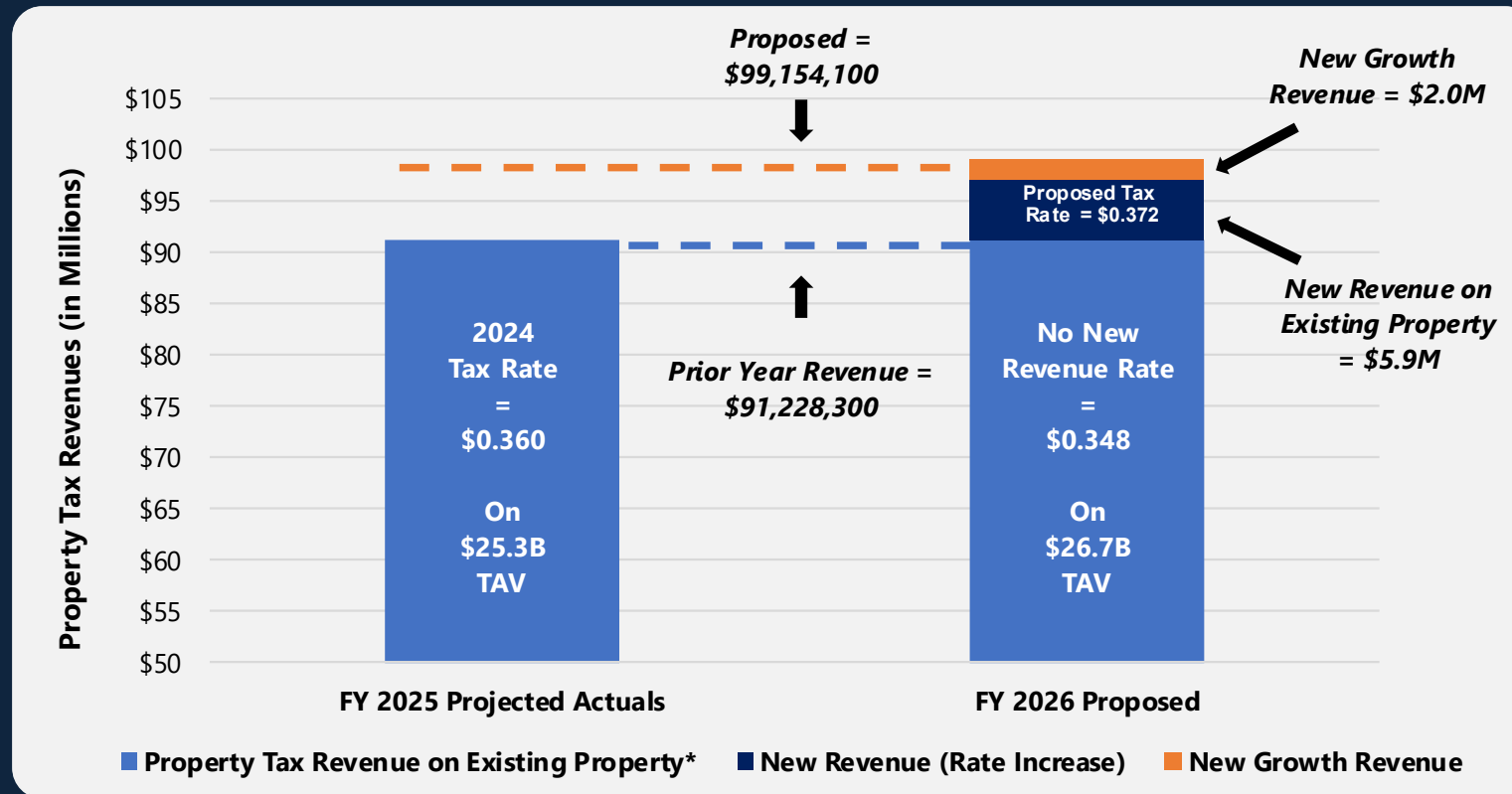
Component	A	B	C	D	E
	Current 2025 Rate	No New Rev M&O Rate	Voter Appr M&O Rate	Proposed FY 2026 Rate	Change
Maintenance & Operations	0.254602	0.246280	0.256832	0.256757	0.002155
Debt Rate	0.105398			0.115243	0.009845
Total Rate	0.360000			0.372000	0.012000



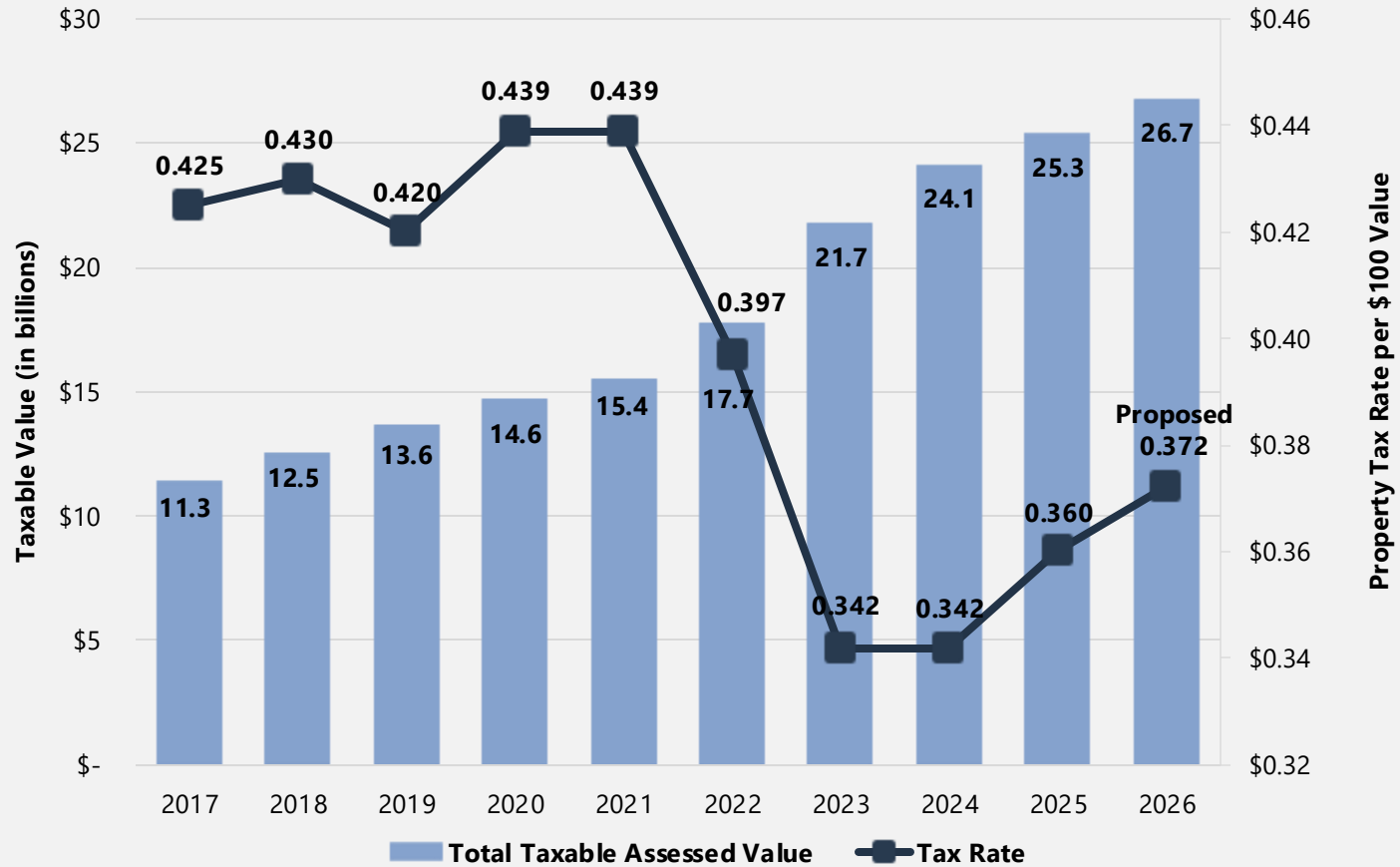
Property Tax Rates

No New Revenue Tax Rate	\$0.348065
Proposed Tax Rate	\$0.372000
<hr/>	
Proposed Increase	2.4 cents
	+ 6.9%
 Allocation of Increase	
Public Safety – Maintenance & Operations	0.9 cents
Debt – Voter Approved Bond Projects	1.5 cents
<hr/>	
Total Proposed Increase	2.4 cents

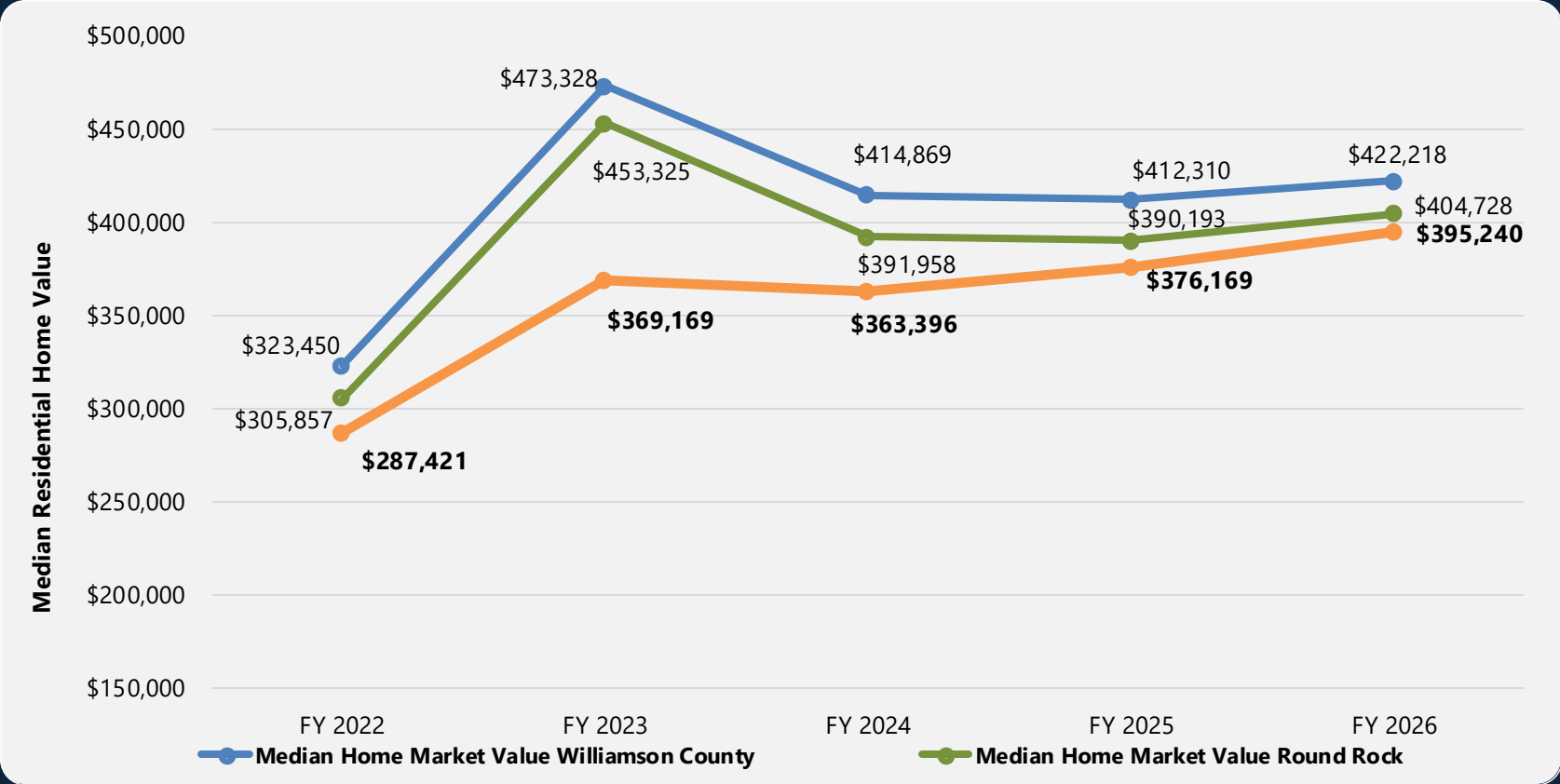
No New Revenue Rate



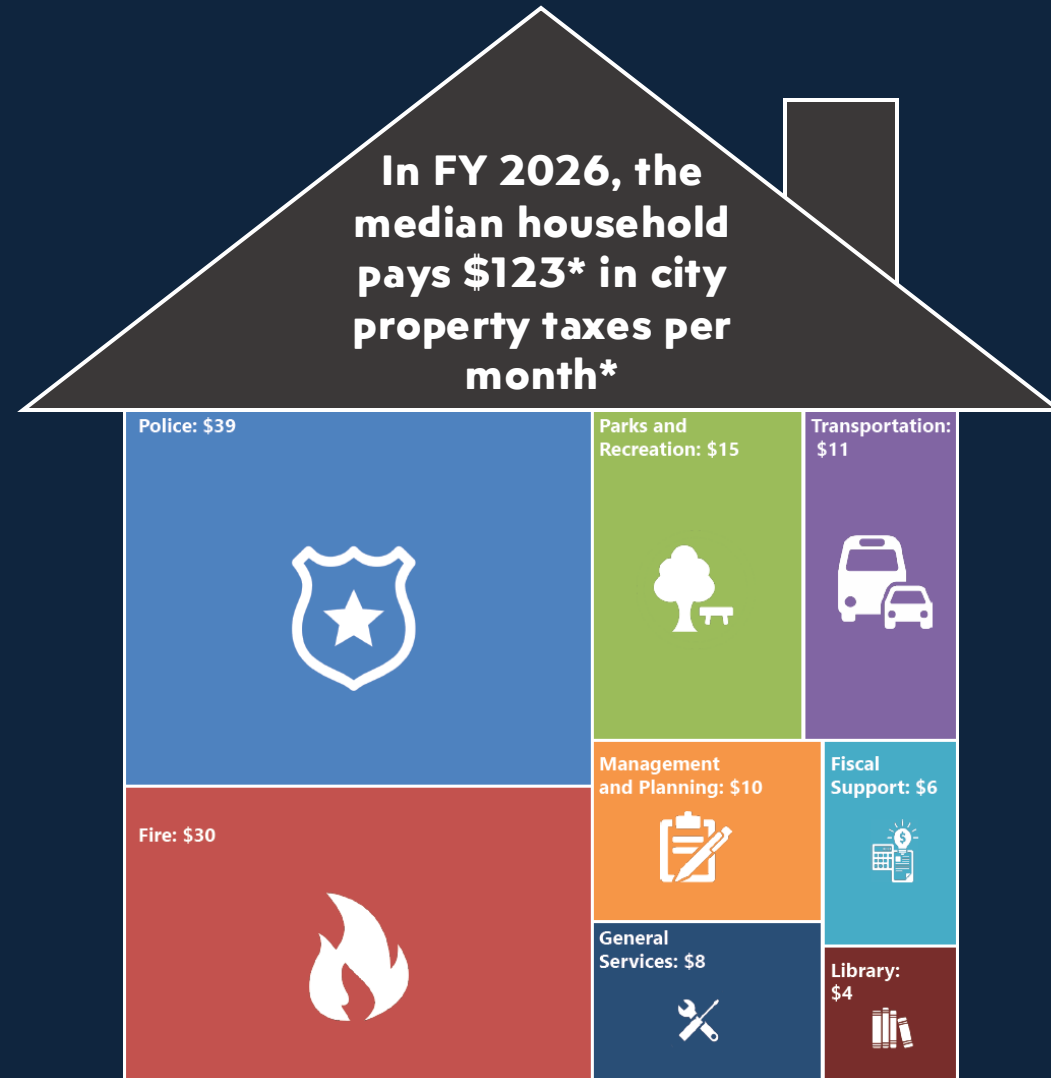
Assessed Values and Rate History



Median Residential Home Value



Understanding Your City Tax Dollars



***Median taxable home value for FY 2026 is \$395,240**

Parcels and Value Breakdown

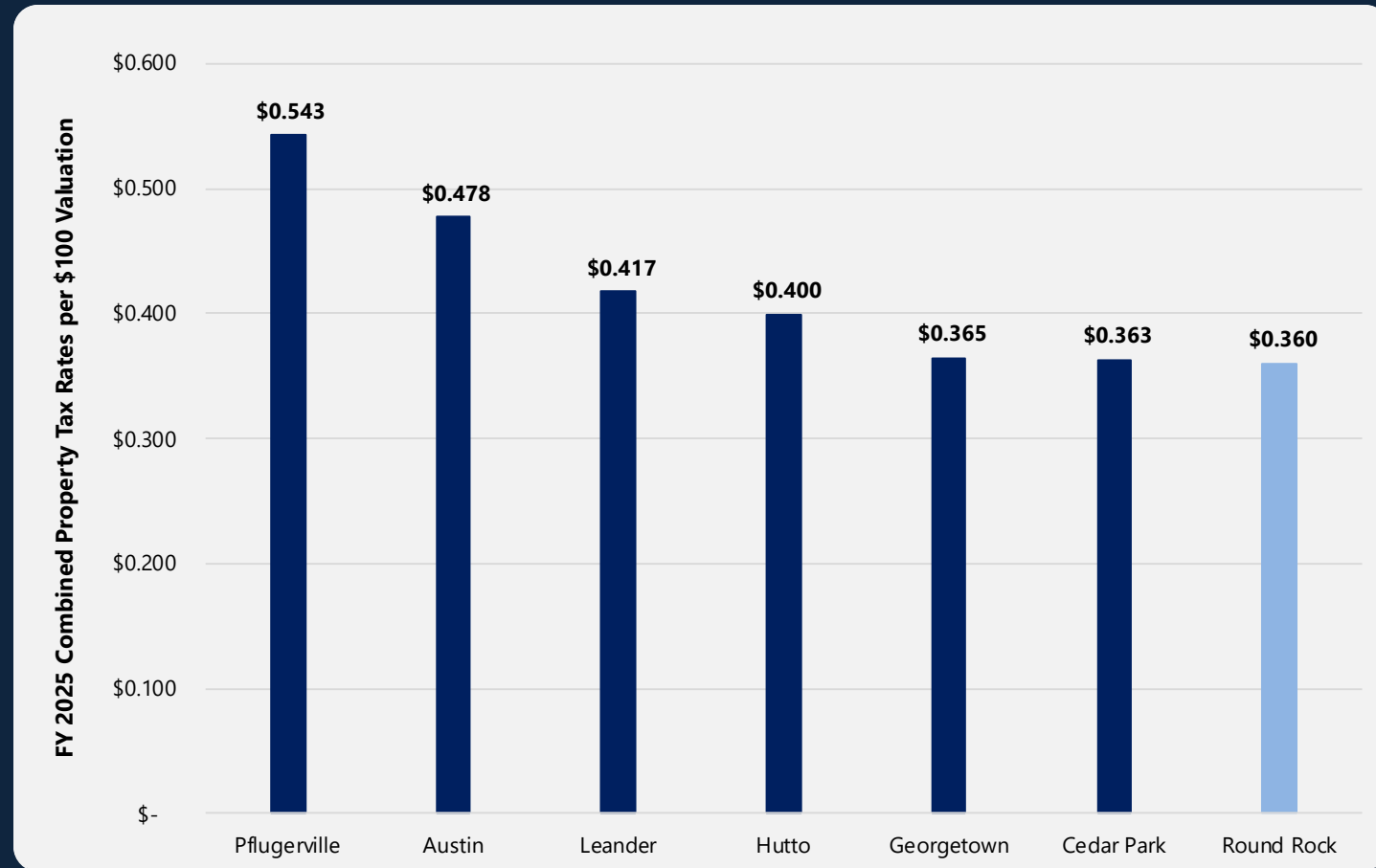
Real Parcels



Taxable Value/Revenues





Tax Rate Benchmarking – FY 2025



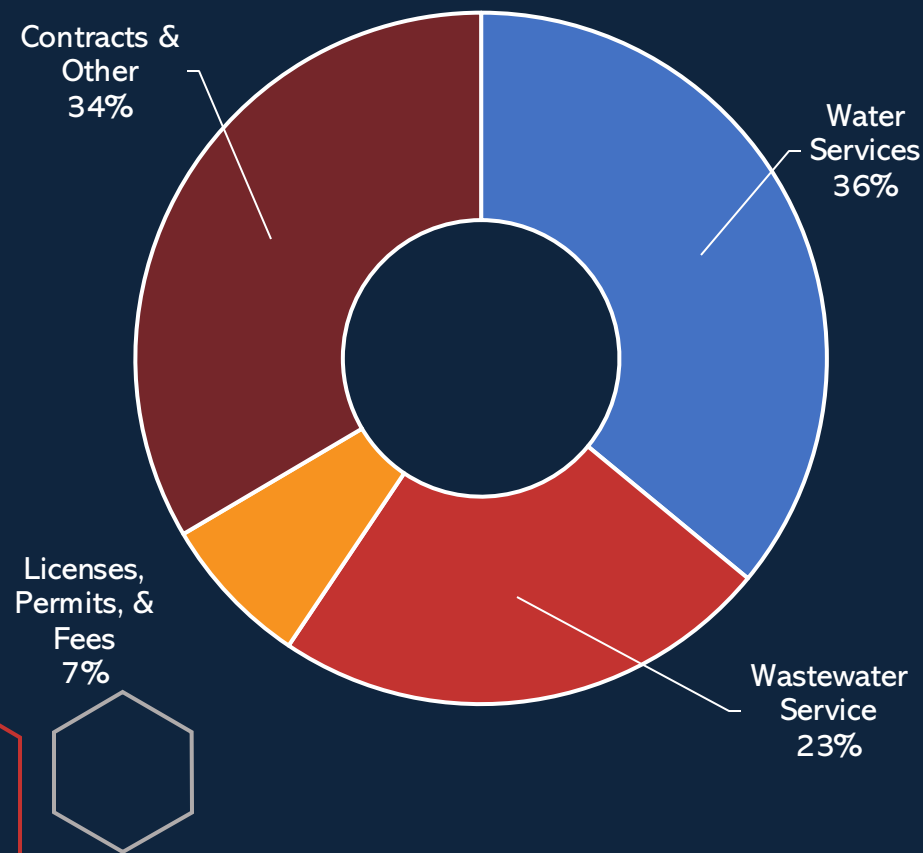
TAB V

Utility Funds

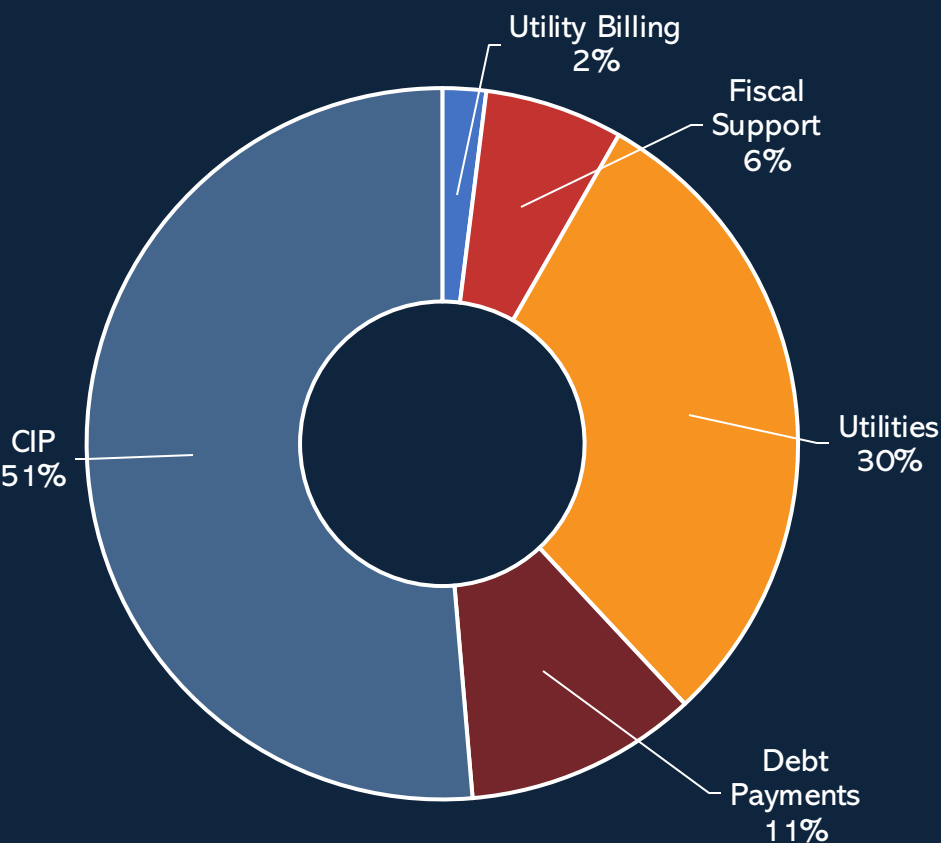


Utility Fund Revenues & Expenses

Revenues = \$109 M



Expenses = \$133 M



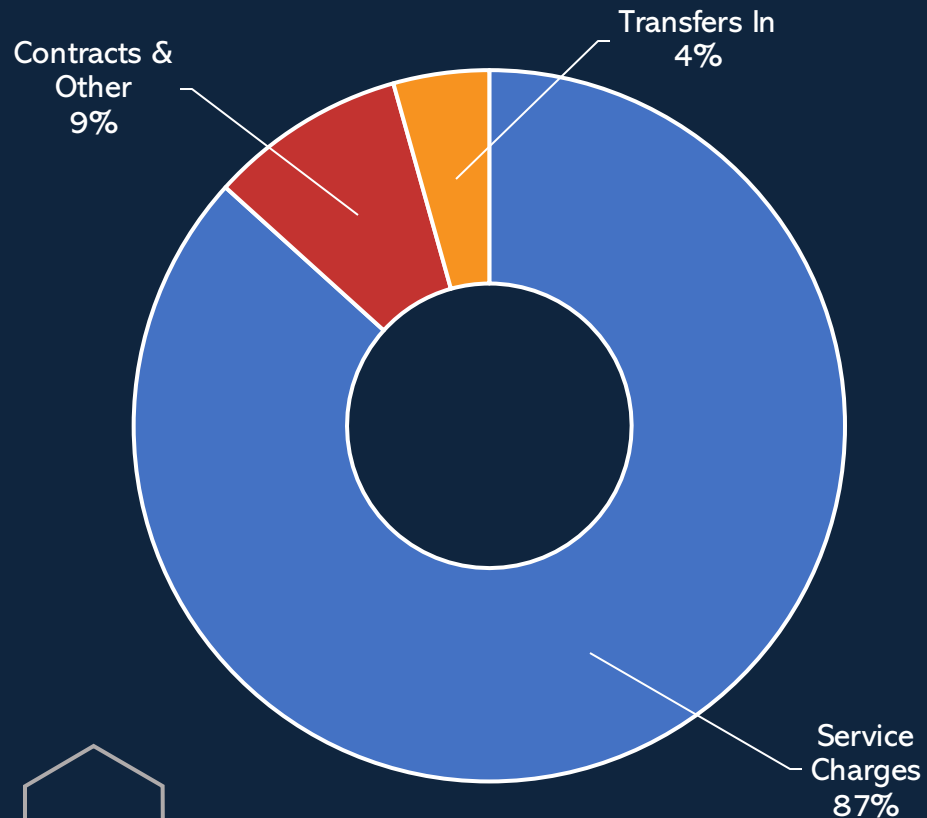
Utility Fund Programs & Projects

Major Programs	FTEs	Amount
Aging Meter Replacements		\$250,000
Utility Fund New Programs		\$250,000

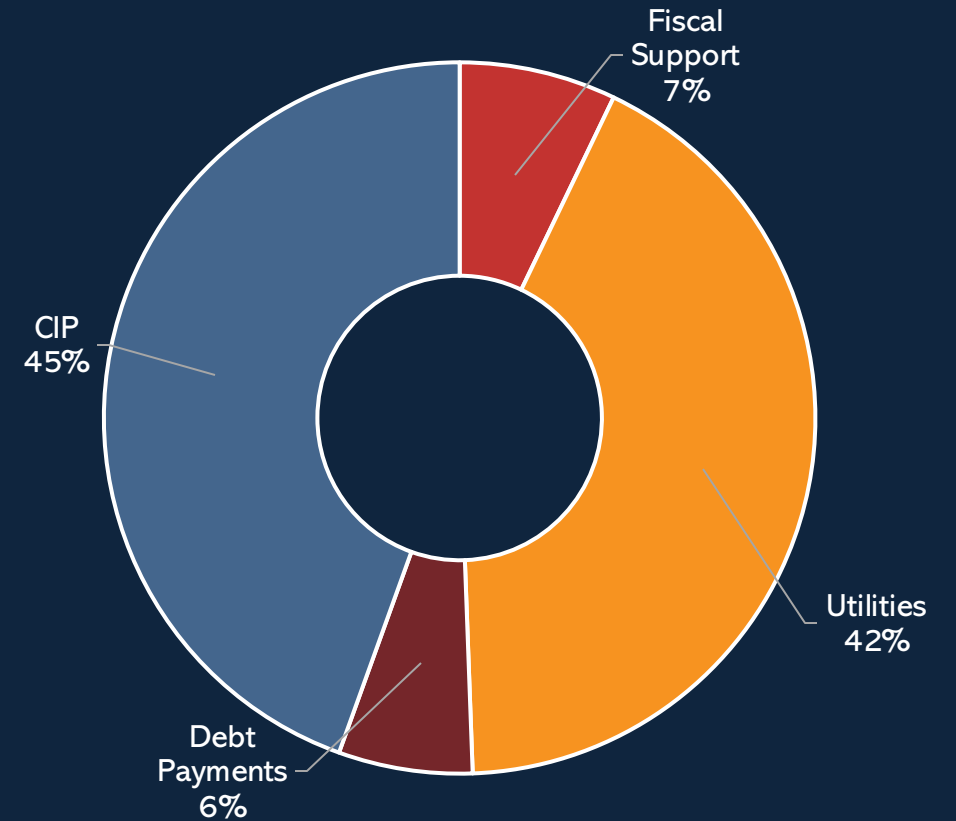
Major Projects	Total Project Cost	FY 2026 Cost
BCRUA Phase 2 Deep Water & Raw Waterline Construction	\$84.7M	12.0M
BCRUA Phase 2A 20 MGD Expansion	58.7M	23.6M
Clearwell No. 2 Reuse Addition	5.8M	1.0M
Cottonwood Lift Station & Wastewater Forcemain	10.9M	1.2M
DB Wood Raw Waterline Relocation	5.8M	1.7M
East WW Treatment Plan 40 MGD Expansion	125.0M	2.0M
Kenney Fort 24" Reuse Waterline Extension	8.7M	3.4M

Stormwater Revenues & Expenses

Revenues = \$6.6 M



Expenses = \$9.3 M



Stormwater Programs & Projects

Major Programs	FTEs	Amount
Utility Service Worker – Senior	1.0	\$81,300
Ventrac Slopes Mower		87,000
Stormwater New Programs	1.0	\$168,300

Major Projects	Total Project Cost	FY 2026 Cost
Meadows Area 2 & 4	\$8.4M	\$2.6M
Round Rock West Area 5	3.3M	0.9M



Department Presentation

Utilities
Michael Thane

Utilities

FY 2025 Highlights

Water

- Modified water rate structure and implemented new water and wastewater rates
- Surveyed 236,000 linear feet of waterline, identifying and repairing 35 leaks that were undetectable from the surface
- Water Treatment Plant, Lake Creek Wells, and water distribution system improvements to improve operational efficiency and ensure a more resilient water distribution network
- Installed security cameras and badge readers at the WTP for improved security
- Performed City's first free chlorine rinse to maintain and enhance drinking water quality
- Completed construction of four water projects including Sam Bass 42-inch waterline and the Chandler Road 36-inch waterline
- Completed BCRUA Phase 1D WTP Expansion to 42MGD
- Completed design of BCRUA Phase 2A WTP Expansion
- Adopted new water efficient landscape requirements for commercial developments

Stormwater

- Implemented new stormwater rates
- Partnered with USGS and Texas Water Institute to install a permanent monitoring station in Brushy Creek
- Continue creek cleanups throughout the City
- Completed construction of Round Rock West Area 5 Project
- Completed construction of the South Creek Channel Improvements
- Complete the Northeast Area Drainage study for existing conditions

Wastewater

- Received a Bureau of Reclamation grant for the expansion of the City's Reuse Water System
- Secured additional land adjacent to the existing BCRWWS East WWTP
- Installed additional wastewater meters for flow monitoring of the collection system to determine flows and I&I
- Completed construction of five wastewater projects including a difficult internal repair of an 84-inch wastewater interceptor at a depth of 27 feet
- Nearing completion of design of BCRWWS East WWTP 40MGD Expansion
- Completed the BCRWWS Masterplan for the Regional Wastewater System
- Successful East Regional WWTP operations while working around contractor during 30MGD expansion project

Solid Waste

- Completed design of dumpster construction for the Downtown Paseo Project
- Revamped the April Spring Clean Up event to one free bulk pickup per year per residence
- Completed Master Plan and commenced with Phase 1 Design of Deepwood Recycling Center
- Completed pilot program and have implemented changes to HHW Collection Program
- Annual Shred for a Paws Cause raised over \$5,130 for the Williamson County Animal Shelter and 16,000 pounds of shredded material diverted from the landfill



Utilities

FY 2026 Overview

Water

- Identify key areas within our water distribution system where additional gate valves can be installed
- Continue with our leak detection program to reduce our water loss, ensuring we stay below the national average of 10% loss
- Evaluate Automatic Transfer Switch for dual feed for Lake Georgetown raw water electrical supply
- Kick-off the next Water and Wastewater Masterplan updates
- Continue construction of BCRUA Deep Water Intake and Pump Station
- Commence Construction of BCRUA Phase 2A WTP Expansion to 63MGD
- Complete the Waster Supply Study to evaluate future alternative water sources for the City
- Continue Operator In Training Program and cross-training

Stormwater

- Brushy Creek Watershed Protection Plan - coordinating with the Texas Water Resources Institute on the creation and implementation of a watershed protection plan for Brushy Creek
- Implementation of the program for private BMPs (Detention Ponds, Retention Ponds, and Water Quality Devices)
- Complete construction of Meadows Improvements Project
- Complete the Preliminary Engineering Report for the BCRWWS East Regional WWTP Flood Wall
- Consider and implement updates to the Regional Stormwater Management Program ordinance

Wastewater

- Award construction of the Bureau of Reclamation grant funding projects, the Reuse Ground Storage Tank No. 2 and the Kenny Fort Reuse Line Expansion projects
- Continue to improve our inflow and infiltration wastewater repair programs
- Continue composite manhole replacement on the regional and interceptor lines
- Complete construction on the BCRWWS East Regional WWTP 30 MGD expansion
- Complete construction of BCRWWS East Regional WWTP tertiary filters project to add filtration to the plant's effluent
- Complete design of BCRWWS East Regional WWTP Expansion Project to 40MGD

Solid Waste

- Begin construction of Phase 1 Improvements to the Deepwood Recycling Center
- Begin design of Phase 2 Improvements to the Deepwood Recycling Center
- Continue downtown block assessment to expand the Downtown Dumpster District
- Research ways to expand recycling services



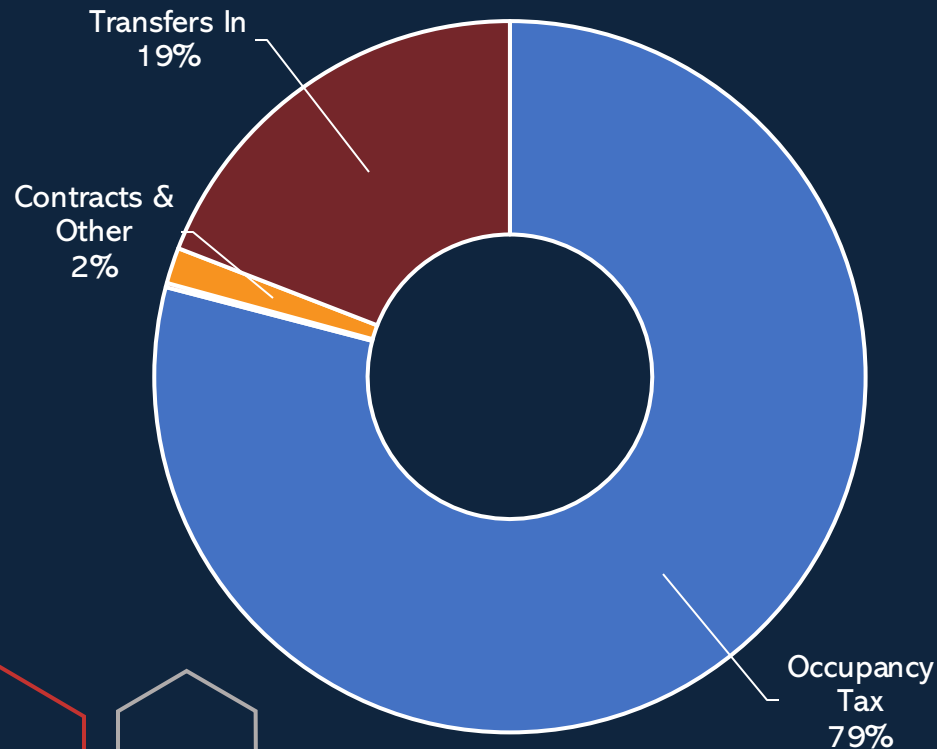
TAB T

Tourism Funds

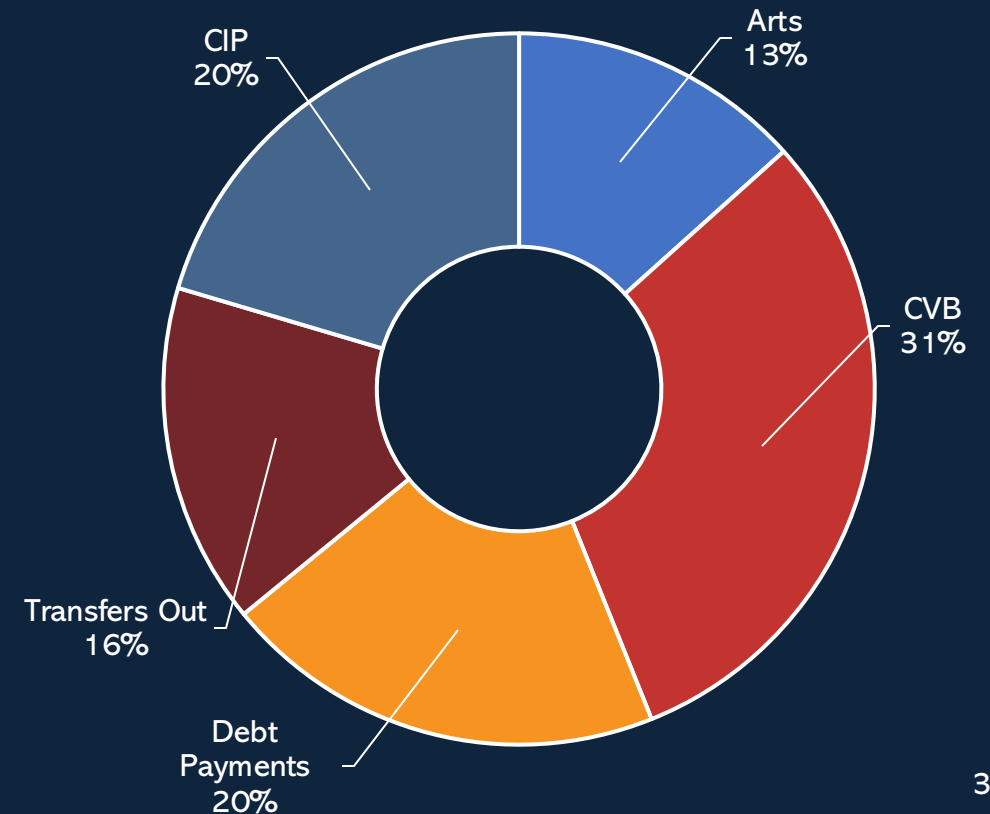


HOT Fund Revenues & Expenses

Revenues = \$10.5 M



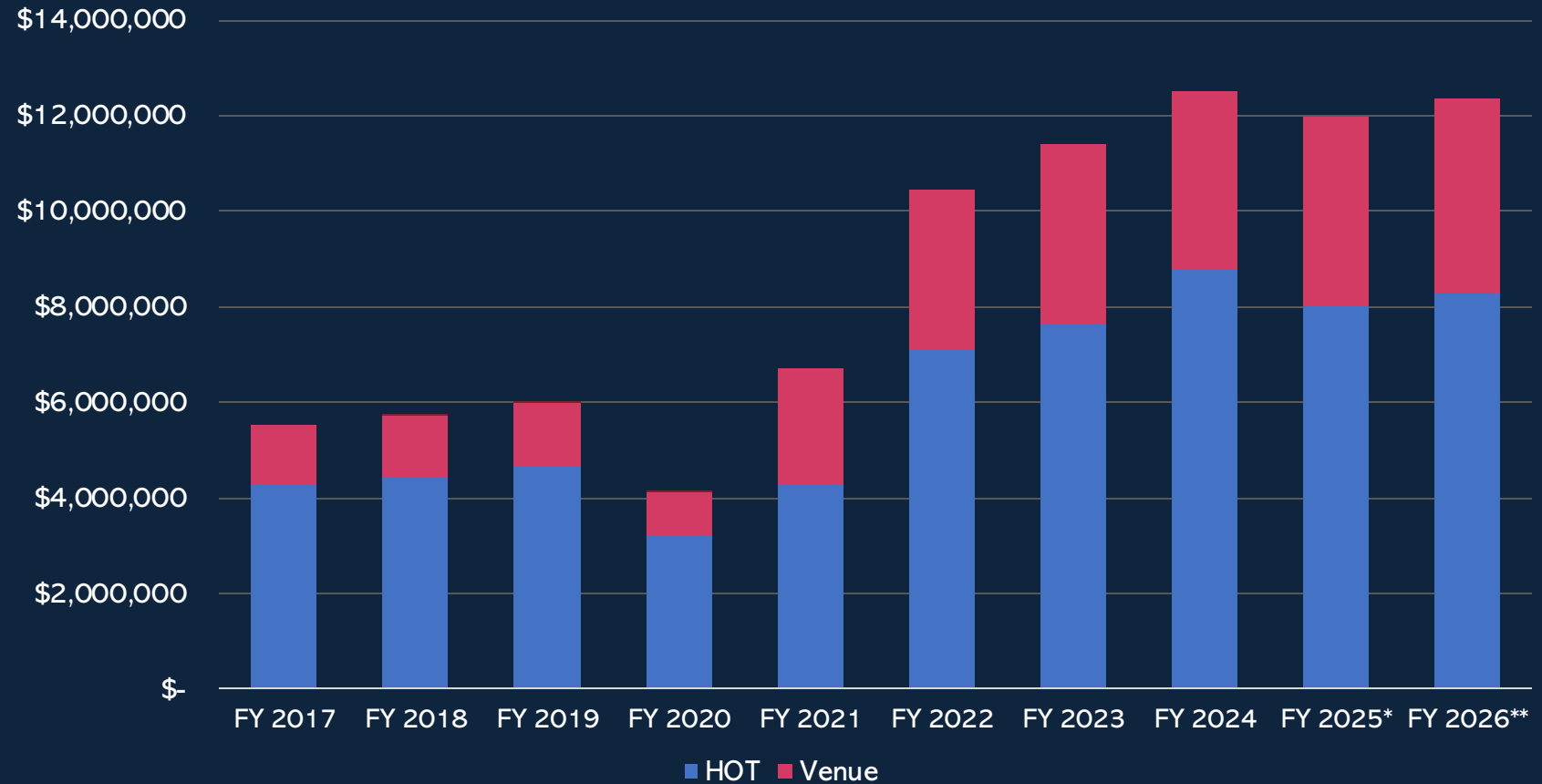
Expenses = \$9.1 M



Hotel Occupancy Tax Revenues

Hotel Occupancy Tax Facts

- 39 hotels
- 4,957 hotel rooms
 - Additional 124 under construction
- Occupancy Rate = 66.8%
- ADR = \$163.66
- Trend = - 3.6%



*Budget, **Projected

New Programs – Arts & Downtown

Major Programs	FTEs	Amount
Part-Time Receptionist for Arts Center	0.5	\$24,600
Paseo Sculpture		100,000
Chihuly Chandelier		360,000
Sub-Total for Arts	0.5	\$484,600
Downtown Crew Leader	1.0	\$86,300
Facility Maintenance Techs	2.0	163,200
Sub-Total for Downtown	3.0	\$249,500
HOT Fund Total	3.5	\$953,600



A decorative graphic on the left side of the slide consists of a cluster of hexagons in various shades of blue, red, and white, arranged in a honeycomb-like pattern. Some hexagons are solid colors, while others are outlined in white or orange.

Department Presentation

Arts & Culture
Sara Bustilloz

Arts & Culture

FY 2025 Highlights

- Music on Main continues to grow in both attendance and popularity
- Round Rock Arts Fest moves back to Downtown Centennial Plaza with large crowds
- Special Events in Downtown Round Rock continue to be popular: Beaujolais Nights, Hometown Halloween
- Sculptures and Canvas Art brighten Downtown Round Rock with over 55 pieces of art
- Downtown Parklet Shows continue to grow and bring people to Downtown for lunch
- Pop-Up Art Shows strengthen monthly art shows and gives local artists opportunities to sell their art
- City Arts Center has new branding and strengthens local art sales through art exhibits
- Popular special events bring thousands to Downtown: Hometown Halloween, Labor Day Concert
- Penfold Theatre sets up shop at Round Creek Plaza and builds new relationships with local art organizations including Round Rock Arts

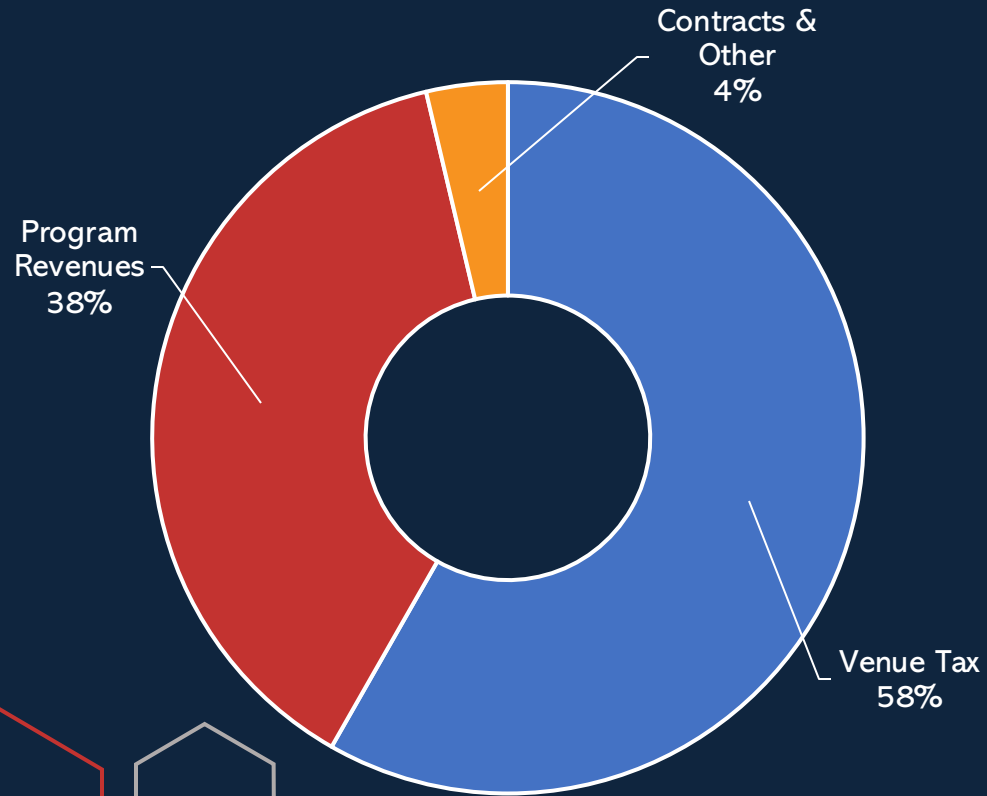
FY 2026 Overview

- New City Arts Center at the Griffith Building brings opportunities for national, regional and local artists to exhibit, sell, artist in residency program and do arts workshops
- Feature professional art in City Arts Center (Dale Chihuly, Travis Seeger and others)
- Feature the new City Arts Center in different ways: performing and entertaining
- Expanded hours and operation for City Arts Center

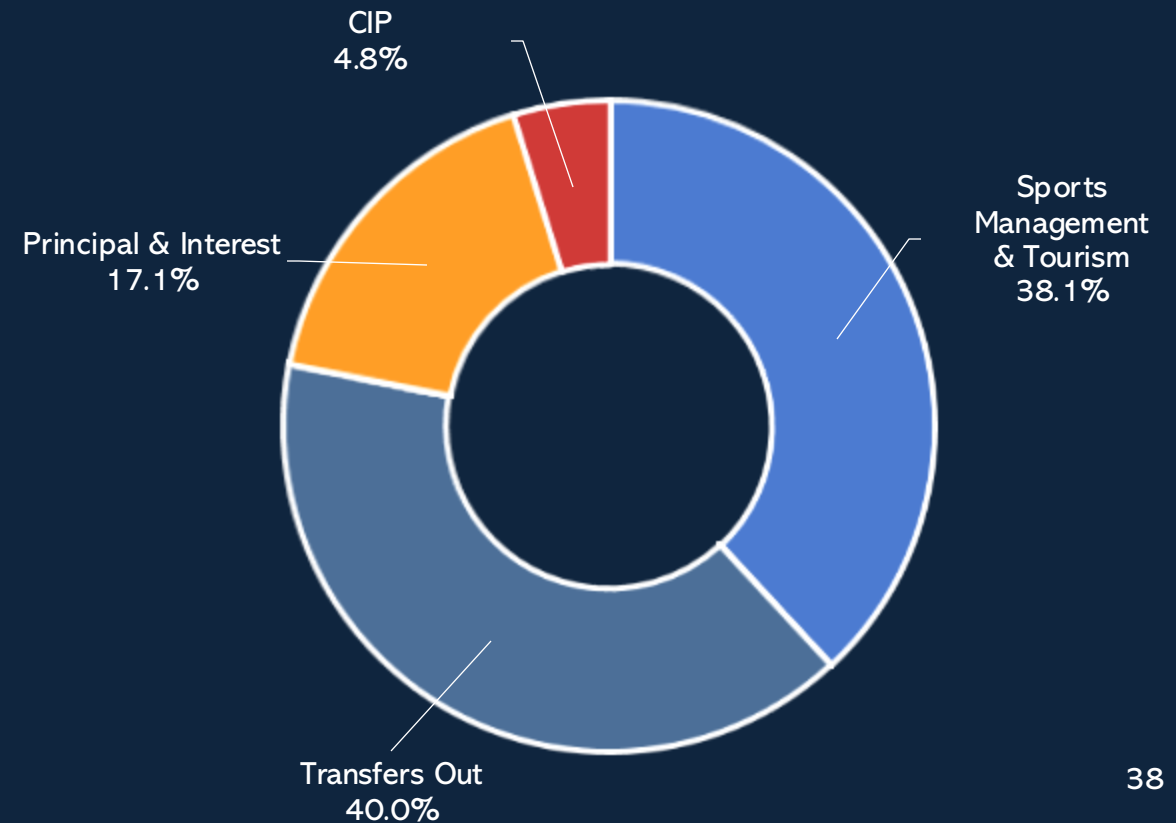


Sports Center Fund

Revenues = \$7.0 M



Expenses = \$10.5 M



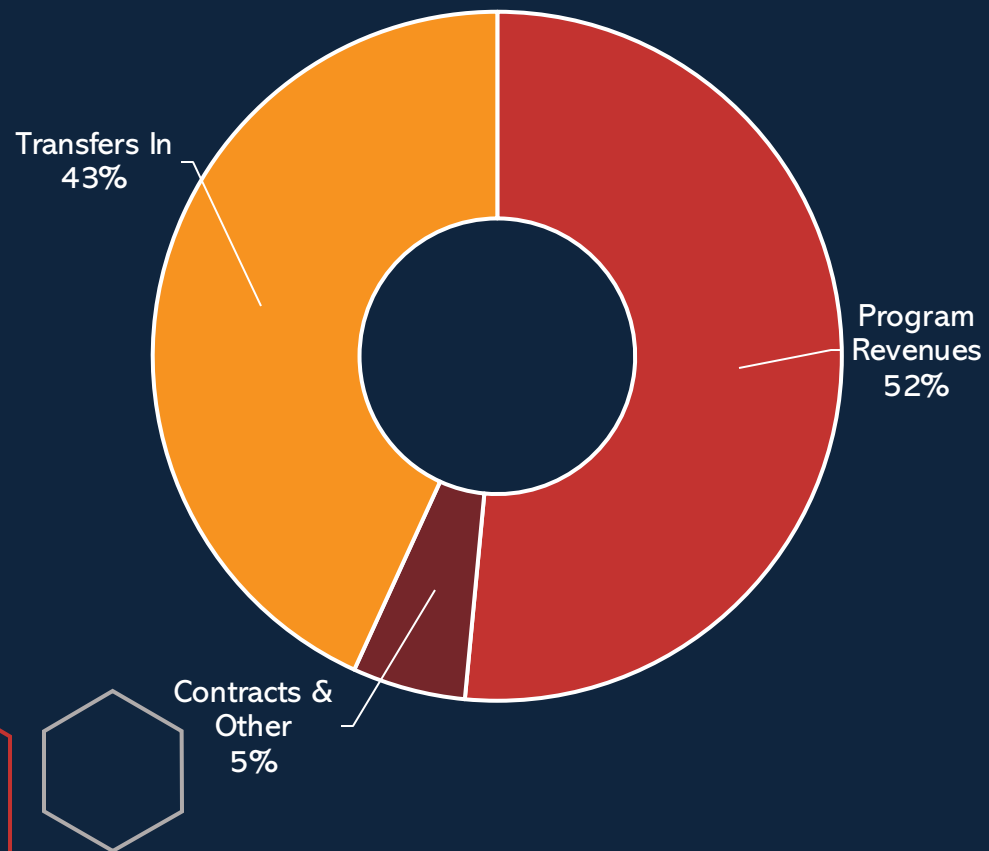
New Programs – Sports Center

Major Programs	FTEs	Amount
Assistant Coordinator – Sports & Events	1.0	\$74,700
Expansion – Store Equipment		145,000
Operating Increases for Expansion		311,000
Total New Programs		\$530,700

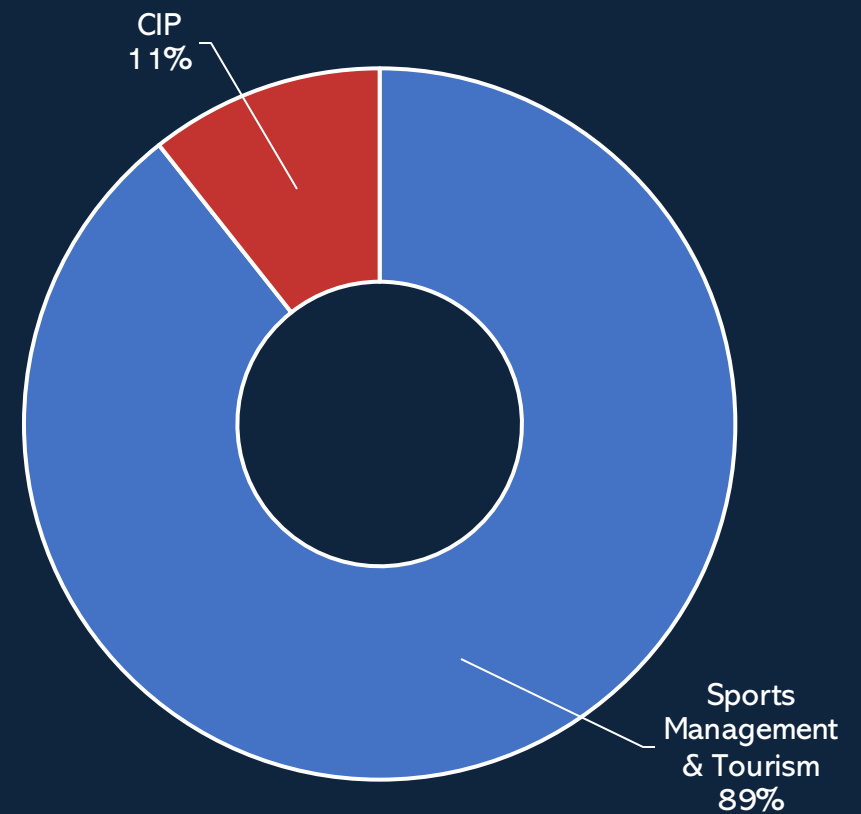


Multipurpose Complex Fund

Revenues = \$1.6 M



Expenses = \$1.7 M



New Programs – MPC

Major Programs	FTEs	Amount
Conex Box Storage		80,000
Sod Farm		75,000
Total New Programs		\$155,000




Forest Creek Golf Club



- \$4.5 million in revenues projected to cover operating expenses in FY 2026
- Clubhouse and Course Improvements Reserve (use to be determined) \$150,000
- Last debt payment in 2025

Dell Diamond



- Final improvements to meet required MLB standards (total project \$6M; FY26 = \$427K)
- Final phase of \$3.5M upgrade program started in 2016 to be completed alongside MLB upgrades
 - Parking lot resurfacing: \$300K
 - Fire suppression system: \$401K

A decorative pattern of hexagons in various shades of blue, red, and white, arranged in a honeycomb-like structure on the left side of the slide.

Department Presentation

Sports Management & Tourism
Chad McKenzie

Sports Management & Tourism

FY 2025 Highlights

CVB

- Over \$22,000,000 in projected economic activity generated from events to include 5 National Championships

Multipurpose Complex

- Design of 6-field expansion

Golf Course

- Construction and installation of an on-site nursery putting green.

Dell Diamond

- Opening of new visitor's clubhouse

Sports Center

- Construction of 2-Court Expansion



Sports Management & Tourism

FY 2026 Overview

CVB

- CVB & Visitors Center opening in the renovated Griffith Building
- Recruiting larger events for the expanded spaces at SC and MPC

Multipurpose Complex

- Field 2 Renovation and Construction of MPC2 fields and facilities

Golf Course

- Replacement of the entire golf course maintenance equipment fleet over past two years
- Establishment of future site enhancements and plans for the Crossley property after WCID Dam decision

Sports Center

- Opening of the 2-court expansion
- Increased supply & demand for practice space, events, and programs

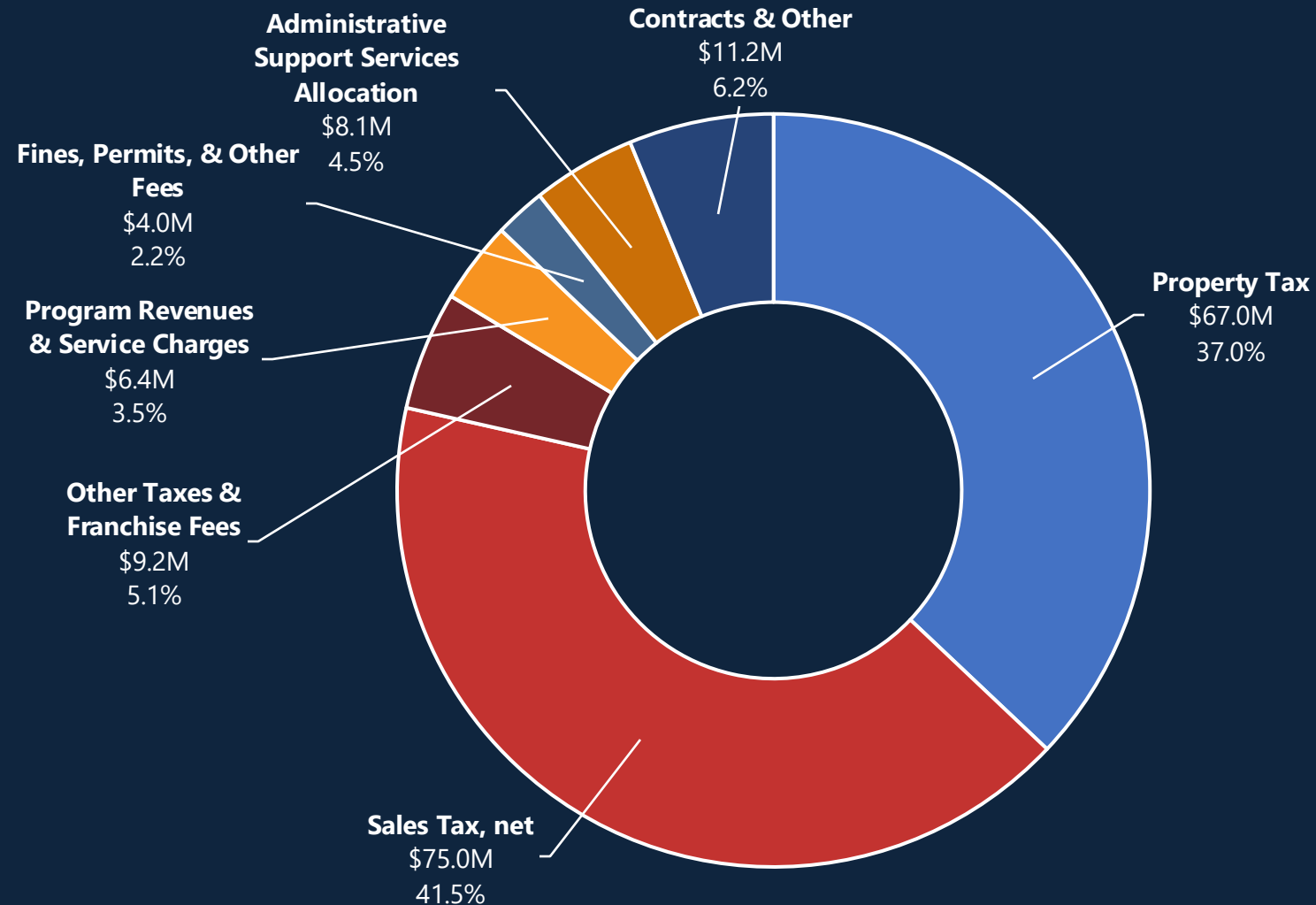


TAB C

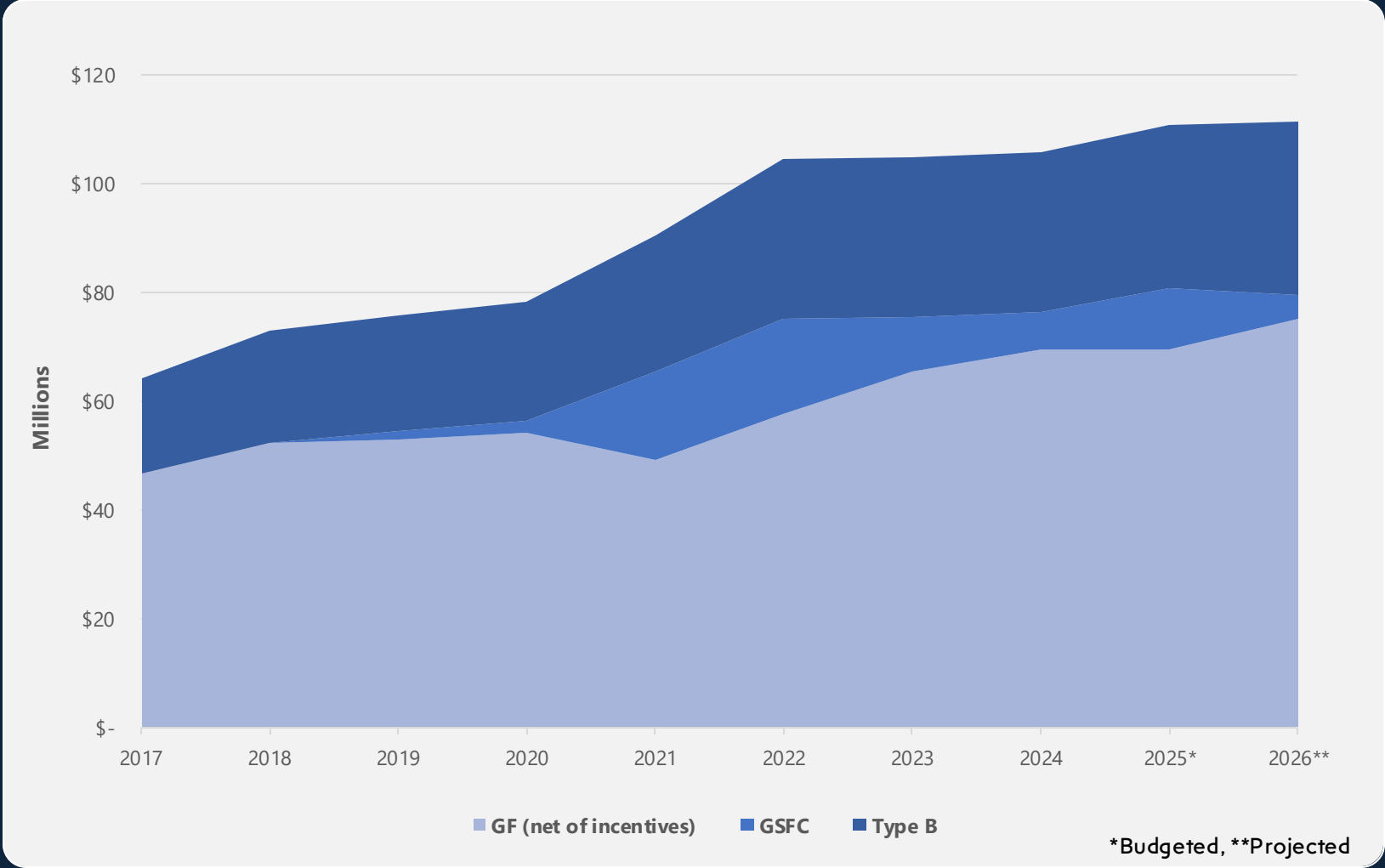
General Fund



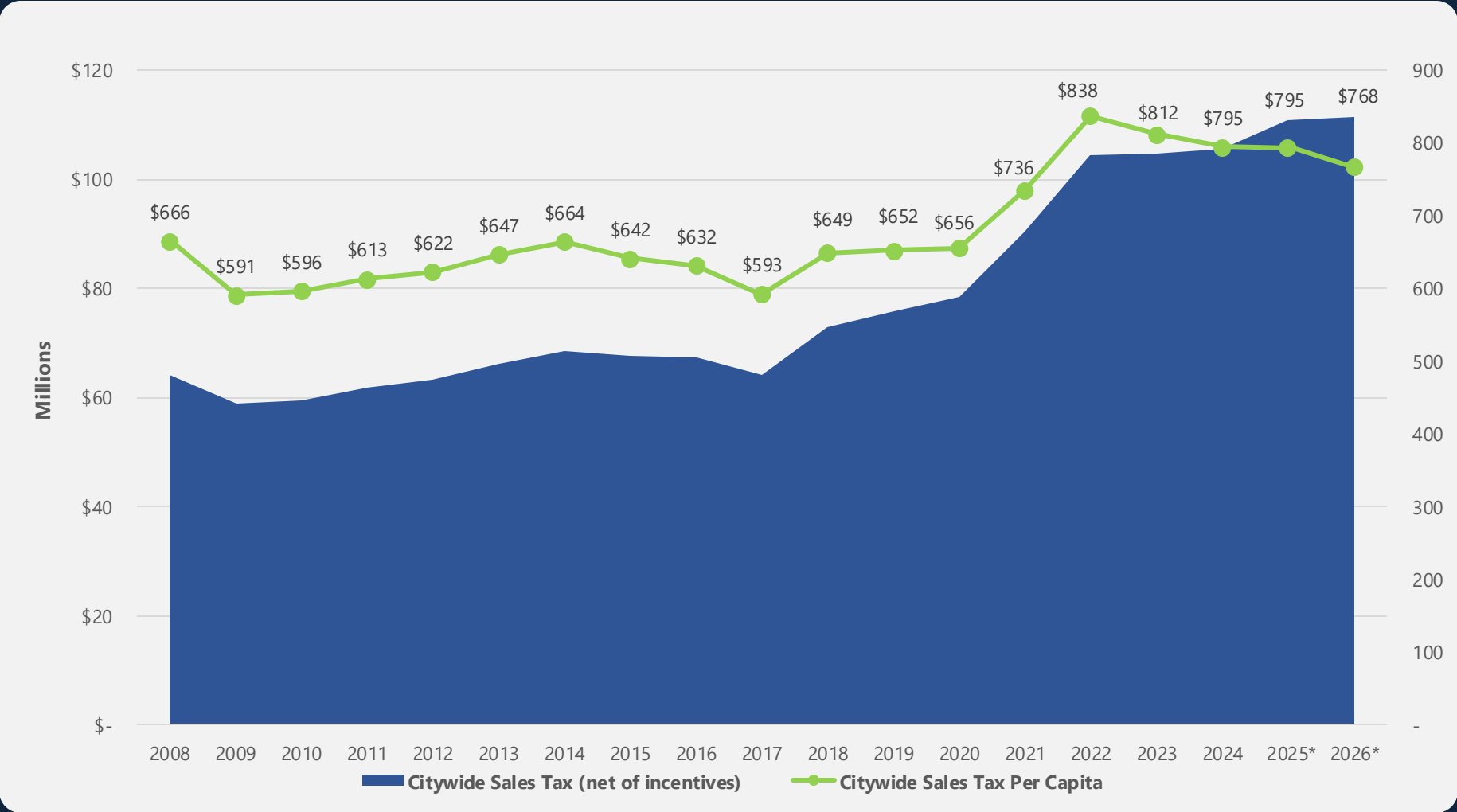
General Fund Revenues by Source



Sales Tax



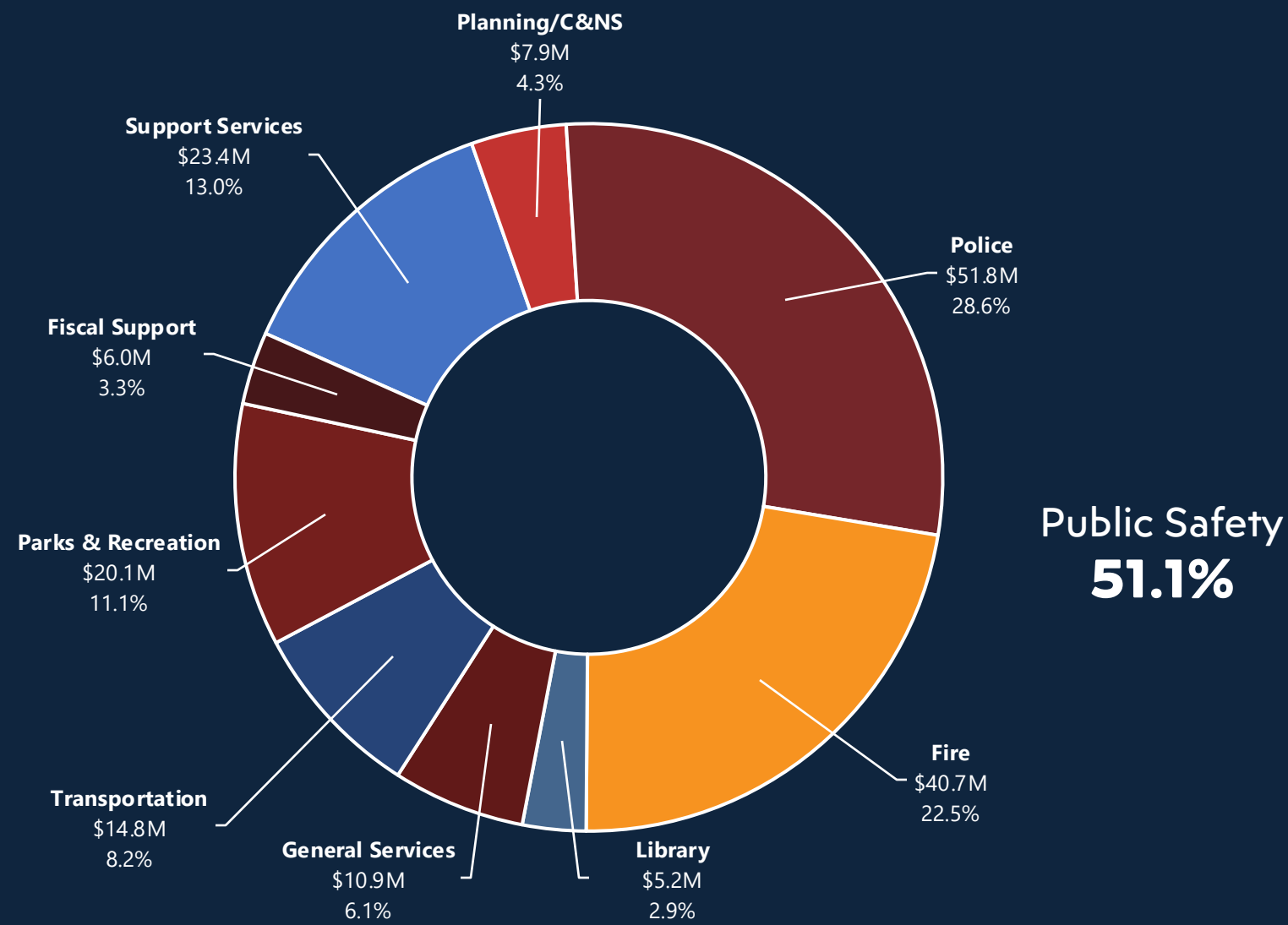
Sales Tax per Capita



General Fund Revenues

Description	2024 Actuals	2025 Budget	2026 Proposed
Property Tax	\$56,756,080	\$63,064,400	\$67,000,000
Sales Tax	69,348,000	69,348,000	75,000,000
Other Taxes & Franchise Fees	9,056,372	9,000,000	9,224,000
License, Permits, & Fees	2,475,529	2,846,300	2,939,800
Service Charges	1,519,807	1,474,000	1,494,000
Program Revenues	4,704,211	4,020,000	4,896,300
Fines & Forfeitures	954,335	966,300	1,013,800
Contracts & Other	13,618,338	10,901,774	11,247,800
Transfer In	7,250,300	7,954,300	8,059,800
Total General Fund Revenues	\$165,682,971	\$169,575,074	\$180,875,500

General Fund Expenses by Use



Proposed GF Additions by Dept

Base Budget for FY 2026	\$177,054,700
New Spending by Department	
Fire (6.0 FTEs)	\$686,300
General Services (3.0 FTEs)	282,000
Library	61,300
Parks & Recreation (2.0 FTEs)	891,700
Police (11.0 FTEs)	1,544,400
Transportation (1.0 FTE)	310,600
Total New Spending	\$3,776,300
Total General Fund Operations	\$180,831,000
Transfer to GSFC from FY24 Excess	\$7,875,000
Total	\$188,706,000

GF Major New Programs

Description	FTEs	Amount
Fire		
Additional Fire Fighters	6.000	606,300
General Services		
Custodian Superintendent	1.000	89,800
Facility Maintenance Technician	1.000	70,300
Sports Center Custodian	1.000	68,400
Parks and Recreation		
Rock'N River Phase 3 Operating Increases	1.000	659,200
APC Facility Supervisor	1.000	58,200
Special Events Increases		100,000

GF Major New Programs (cont.)

Description	FTEs	Amount
Planning		
Irrigation & Landscaping Inspector*	1.000	146,000
Police		
Additional Police Officers	10.000	1,285,300
Law Enforcement Support Technician	1.000	94,300
Special Operations Expansion Area Buildout		94,800
Transportation		
Crew Leader	1.000	90,600

* Personnel and operating costs capture in Utility Fund

GSFC Proposed Uses

Description	Amount
Estimate Available for FY 2026	\$25,525,882
Total Recommended Uses	(13,433,900)
Estimated Ending Balance	\$12,091,982
Estimated Contributions in FY 2026	10,500,000
Estimate Available for FY 2027	\$22,591,982

City Wide	Facility Maintenance Annual Program	1,000,000
	Information Technology Annual Program	1,000,000
	Street Maintenance Program	4,300,000
	Contingency Reserve	840,000
PARD	PARD Annual Program	1,000,000
	PARD OSP Program	200,000
Public Safety	Fire Equipment Replacement Program	400,000
	Police Equipment Replacement Program	400,000
One-time New Program Requests	Art Sculptures	460,000
	Street Sweeper - Downtown	225,000
	Police Vehicles and Equipment (10 FTEs)	972,000
	Phase 1 Deepwood Recycle Center Expansion	2,250,000
	Other Capital and Equipment	386,900

General Fund – FY 2026

Policy Compliance Met

Ongoing Revenues	\$180,875,500
Ongoing Expenditures	\$180,831,000
Net Revenues	\$44,500



A decorative pattern of hexagons in various shades of blue, red, and white, arranged in a honeycomb-like structure on the left side of the slide.

Department Presentation

Administration
Brooks Bennett

Administration

FY 2025 Highlights

- Momentum increased on The District development project with notable milestones being achieved
- Two key leadership roles were successfully filled - Chief Financial Officer and Director of Human Resources, strengthening the organization's executive team
- Staff actively managed critical litigation matters, including ongoing cases involving Texas Disposal Systems, the Wholesale Rate Case, Texas Comptroller of Public Accounts, and Sales Tax Rules with all decisions in the City's favor

FY 2026 Overview

- Continued coordinated efforts toward the progress and completion of the 2023 GO Bond projects



A decorative graphic on the left side of the slide consists of a cluster of hexagons in various shades of blue, red, and white, arranged in a honeycomb-like pattern. Some hexagons are solid colors, while others are outlined in white or orange.

Department Presentation

Communications & Marketing
Sara Bustilloz

Communications & Marketing

FY 2025 Highlights

- Won 9 statewide awards for communication efforts (TAMIO) and 9 national awards (3CMA)
- Replacement of 288 Downtown banners
- Launched "Random Acts of Fun" in Downtown Round Rock
- Downtown branding guidelines refresh
- Revived Shop the Rock partnership for Best of Round Rock Awards
- New Public Information Specialist position to help with news writing
- Released emergency management preparedness calendar
- Media relations training for Directors/ADs

FY 2026 Overview

- Two Council A/V temp roles restructured as part-time staff
- Auditing and training on Web Content Accessibility Guidelines (WCAG) 2.1 AA
- Increased emphasis on internal communications
- Bond project communications
- Strategic emphasis on LinkedIn growth
- Preparation for Immortal 10 anniversary



A decorative graphic on the left side of the slide consists of a cluster of hexagons in various shades of blue, red, and white, some with dark blue outlines, arranged in a honeycomb-like pattern.

Department Presentation

***Community & Neighborhood
Services – Joe Brehm***

Community & Neighborhood Services

FY 2025 Highlights

- Awarded Best Neighborhood Program from Neighborhoods USA
- Maintained Gold status by Scenic City
- Maintained Gold status by Keep Texas Beautiful
- Community Enhancement Technicians collected 3.4 tons of litter
- Maintained the Tool Depot tool lending program during staff turnover
- Selected to present neighborhood programming at two national conferences
- Largest UniverCity class to date
- Annual Neighborhood Leader Conference had record attendance
- Maintained a one-business-day response in code enforcement despite a 30% increase in cases filed

FY 2026 Overview

- Anticipated department relocation to the Bob Bennett Building in late 2026
- Implement new checkout system for the Tool Depot
- Changing deployment strategy of the Community Tool Trailer (formerly Tool Lending Center)



A decorative graphic on the left side of the slide consists of a cluster of hexagons in various shades of blue, red, and white, arranged in a honeycomb-like pattern. Some hexagons are solid colors, while others are outlined in white or orange.

Department Presentation

Finance, Fiscal Support, Legal
Kevin Klosterboer

Finance

FY 2025 Highlights

- Continuing legacy of award-winning divisions across Finance department
- Implemented an automated and streamlined eProcurement system
- Transitioned Chief Financial Officer position

FY 2026 Overview

- Next bond package: 2028-2029 preparation
- Short term rentals registration and new software
- Implement new/enhanced technology to increase customer service
 - Electronic service orders for Utility Billing
 - Municipal Justice 10 software conversion



Fiscal Support & Legal

Department accounts for:

- General government contracts that do not belong to a specific department
- General Fund legal services
- General Fund economic development incentive payments
- Pay for performance and salary adjustments until allocated to departments
- City Manager's contingency account



A decorative pattern of hexagons in various shades of blue, red, and white, arranged in a staggered grid. Some hexagons are solid colors, while others are outlined in white or orange.

Department Presentation

Fire
Chief Shane Glasier

Fire

FY 2025 Highlights

- Construction began on Fire Station 10
- Land Acquisition for Fire Station 11
- ESD 9 Sales Tax Election Passed
- Field Training Officer Program
- Introduction of Ivy, therapy canine
- New Records Management System

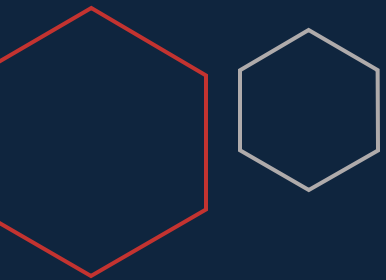
FY 2026 Overview

- Completion of ST10 and opening
- Construction on ST11 beginning
- Begin Phase 2 construction on the Public Safety Training Center
- Shift work for Crisis Response to offer more services
- Implementation of new Meet and Confer agreement



Program Update - CRU

- Call Volume
- Client Demographics
- Service Delivery
 - Case Management
- Staffing
- Questions?



A decorative pattern of hexagons in various shades of blue, red, and white, arranged in a honeycomb-like structure on the left side of the slide.

Department Presentation

General Services
Chad McDowell

General Services

FY 2025 Highlights

- Lifetime oil filter program
- NAFA Technician of the Year
- NAFA #15 Fleet in America
- Top 20 APWA Leading Fleets Award Recipient
- Old Settlers Park Buildout Construction
- Public Safety Training Center Phase 2 Design Complete
- Griffith Remodel and Paseo Construction
- Sports Center 2 Court Expansion Construction
- Bob Bennett Phase 2 Construction
- Fire Station 1 Construction Complete
- Fire Station 10 Construction Start
- Fire Station 11 Design
- RRPD CSI Evidence Cooler Complete
- Dell Diamond MLB Standards Construction Complete
- BACA Elevator Installation Complete
- Burge Property Demolition Complete
- Central Fire Station Remodel Complete

FY 2026 Overview

- Old Settlers Park Buildout Construction
- Griffith Remodel and Paseo Construction Complete
- Sports Center 2 Court Expansion Construction Complete
- Bob Bennett Phase 2 Construction
- Public Safety Training Center 2 Construction
- Fire Station 10 Construction
- Fire Station 11 Construction



A decorative pattern of hexagons in various shades of blue, red, and white, arranged in a honeycomb-like structure on the left side of the slide.

Department Presentation

Human Resources
Sandra Duran

Human Resources

FY 2025 Highlights

- Appointment of New Human Resources Director

FY 2026 Overview

- Safety & Risk Management protocols
- Talent Acquisition
- Talent Development



A decorative pattern of hexagons in various shades of blue, red, and white, arranged in a honeycomb-like structure on the left side of the slide.

Department Presentation

Information Technology
Ramsey Saad

Information Technology

FY 2025 Highlights

- Public Safety CAD/RMS software implementation
- Assist with technology/infrastructure for new Fire Station 10
- Laserfiche Version 12 Upgrade
- Implementation of Emergency Networking Software
- Deploy new server architecture for ArcGIS Enterprise
- Traffic management and Traffic camera hardware/software upgrade
- Firewall endpoint management system deployment
- Internet Service Provider (ISP Redundancy)
- Lakeview Pavilion/Stage network connectivity and security camera installation
- Citywide mobile phone refresh
- Conference Room kiosk software upgrade
- Griffith Building network/technology deployment
- GIS data digitization of all City easements
- New body cam and in-car camera deployment with ATT FirstNet cell service
- Sports Center expansion network/technology deployment
- Arts Center Point of Sale solution

FY 2026 Overview

- Continue planning and implementation of technology to support upcoming bond projects
- Complete 10Gig connections between City facilities
- Citywide conversion of POTs landlines to consolidated cellular solution
- Public Safety CAD/RMS Go-Live
- Implement new Performance Management software solution
- New employee benefits and time management portal
- Cityworks Version 23 Upgrade
- Audio/Visual Upgrades – City Hall Council Chamber and Rock N' River
- Municipal Court Incode 10 upgrade



A decorative pattern of hexagons in various shades of blue, red, and white, arranged in a honeycomb-like structure on the left side of the slide.

Department Presentation

Library
Michelle Cervantes

Library

FY 2025 Highlights

- Implementation of the tiered membership for residents and non-residents

FY 2026 Overview

- Implement the next phase of the staffing plan
- Expand outreach and delivery services with “Library-on-the-Go” at local parks and summer events



A decorative graphic on the left side of the slide consists of a cluster of hexagons in various shades of blue, red, and white, arranged in a honeycomb-like pattern. Some hexagons are solid colors, while others are outlined in white or orange.

Department Presentation

Parks and Recreation
Rick Atkins

Parks & Recreation

FY 2025 Highlights

- As part of the Old Settlers Park Buildout Project, construction and opening of the OSP Lakeview Area improvements and Apex Field relocation
 - Lakeview Area grand opening celebration – November 15th
 - Installation of Joanne Land Playground in late November
 - Completion of The Backyard in late November
 - Apex Field completion dependent on start of grow-in period
 - OSP Maintenance Yard is expected to be completed in late 2025
- Operation and use of Lakeview Area
 - 2025 Events – McNeil XC, UIL State XC, Light Up the Lake
 - Ongoing Events – Pride, Juneteenth, July 4th, Diwali, Dia De Los Muertos
 - Pavilion rentals will begin in Spring 2026
 - Family reunions, birthday parties, corporate events, etc.
 - Managed rental/event use to maintain general public use of the area
 - Future event use – Concerts in the Park
 - Blues on the Green, Wilco Symphony, etc.
- Completion and opening of the Lake Creek Trail – RR West to Centennial Plaza in Fall 2025

FY 2026 Overview

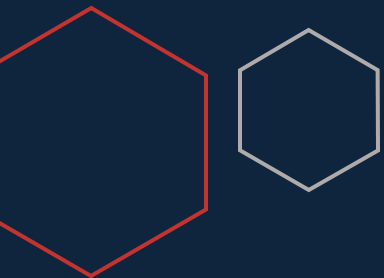
- Construction and opening of the Town Green Project (September 2025 – July 2026)
- Begin construction on the Heritage Trail East Project (April 2026 – October 2027)
- Design and permitting of the Downtown Park Project (Submit for USACE & TCEQ permitting in early 2026)
- As part of the Old Settlers Park Buildout Project, ongoing construction and completion of several phases of the project
 - Tennis and Pickleball Complex expected to be complete in early 2026
 - Rock'N River – Phase 3 expected to be complete by April 2026 and open for 2026 Summer Season
- In partnership with the Play for All Foundation, awarded a \$250,000 grant toward the expansion of the Play for All Park. The Sustainability Pod is expected to be complete and open in early 2026. The replacement of the Dennis' Dream Playground will begin in early 2026 and is expected to be completed by Summer 2026.



Special Events Update

FY 2025 Impacts and 2026 Overview

- Experienced continued cost pressures from price increases and event participation growth
- Diwali Fest was traditionally funded thru Arts & Culture but in 2024, the event support was transferred to PARD. Support for Diwali is primarily equipment rentals for use at the event.
- Rapid growth in Donut Dash and Flavor Fest resulted in additional supply expenses for the additional attendees. The current special events line-item budget can not absorb these additional expenses. Both events are fee-based and offset the expense of the additional supplies.
- Event related price increases experienced this year include:
 - Rental and barrier fencing across numerous events
 - Helium for balloons at July 4th Parade and Light Up the Lake
 - Sound & lighting production for Juneteenth, July 4th, and Light Up the Lake
 - Talent/entertainment vendors across numerous events
 - Event supplies across all events



A decorative graphic on the left side of the slide consists of a cluster of hexagons in various shades of blue, red, and white, arranged in a honeycomb-like pattern. Some hexagons are solid colors, while others are outlined in white or orange.

Department Presentation

***Planning & Development
Services – Brad Dushkin***

Planning & Development Services

FY 2025 Highlights

- Successfully managed another year of high growth to the tune of a projected \$547 million in new non-residential and multifamily projects and a projected 975 new single-family and townhome permits
- Collaborated with Public Works on the adoption of revised landscaping requirements for new development to enhance the city's reputation as a water-wise community
- Facilitated the annexation and MUD approval for the Briggs Tract (900+ home subdivision)
- Facilitated the PUD amendment and permitting process for The District.
- Facilitated the construction of Amazon, Switch and Sabey Data Centers, major expansion to Ascension Seton Williamson Hospital, and projects of community interest such as expansions to YMCA, Round Rock Area Serving Center, and ACC

FY 2026 Overview

- PDS is working on the following strategic planning goals:
 - Re-evaluation of downtown zoning districts – adoption late Summer/early Fall
 - Downtown Vision
 - Non-residential parking standards



A decorative graphic on the left side of the slide consists of a cluster of hexagons in various shades of blue, red, and white, arranged in a honeycomb-like pattern. Some hexagons are solid colors, while others are outlined in white or orange.

Department Presentation

Police
Chief Allen Banks

Police

FY 2025 Highlights

- Worked to bring onto staff ten additional officers to address city growth
- Received a \$347,874 state grant to fund resources to address regional vehicle-related crimes and begin implementing a Drone-as-First-Responder program
- Upgraded the mobile Sky Watch surveillance towers with new cameras and equipment
- Installed a new evidence refrigerator

FY 2026 Overview

- Fully staff out and implement the Special Assignments Unit to address crime and public safety issues on City parks and trails, the downtown district and during special events
- Fully implementation of a \$347,874 state grant providing resources to address regional vehicle-related crimes and begin a Drone-as-First-Responder program
- Full implementation of new Public Safety computer aided dispatch and records management systems



A decorative pattern of hexagons in various shades of blue, red, and white, arranged in a staggered grid. Some hexagons are solid colors, while others are outlined in white or orange.

Department Presentation

Transportation
Michael Thane

Transportation

FY 2025 Highlights

- Completed two significant roadway projects: Kenney Fort Segment 2 & 3 and Kenney Fort Segment 4C
- Commenced construction on Nine Driving Progress projects
- Continued ROW acquisition and utility relocations to support future planned projects
- Began development of the US 79 corridor plans with TxDOT
- Implemented Phase 4 of the Roadway Impact Fees
- Improvements to Rock Care parking lot with Internal Crews
- Implemented and installed higher-visibility crosswalks
- Transit Program - Completed first year of Citywide Round Rock Rides Mobility on Demand Service and worked with Tesla and Flix (Greyhound) to establish connections at the transit center
- Continued Permitting/Inspection of Google Fiber deployment
- Installed lighting for pedestrians along the trail crossing under Kenney Fort near Kalahari
- State and National Engineering Excellence Awards for the RM 620 Improvements Project
- Combined Utilities and Transportation into Public Works

FY 2026 Overview

- Ready to move approx. \$100M in capital improvement projects to construction (Eagles Nest Phase 1, CR118, N. Mays Gap, Gattis School Segment 6, etc.)
- Continue to design and prepare a number of capital improvement projects for construction in upcoming year as part of the Driving Progress Program
- Google Fiber should complete initial citywide installation by December 2025
- Complete Street Maintenance Program assessment update and prioritize plan for upcoming years
- Complete installation of higher visibility crosswalks with Rectangular Rapid Flashing Beacons (RRFBs) on Creek Bend Blvd, Greenlawn Blvd, and Main Street
- Continue to construct Shared Use Paths along connect arterials throughout the City
- Commence construction of Bob Bennett Building, Phase 2

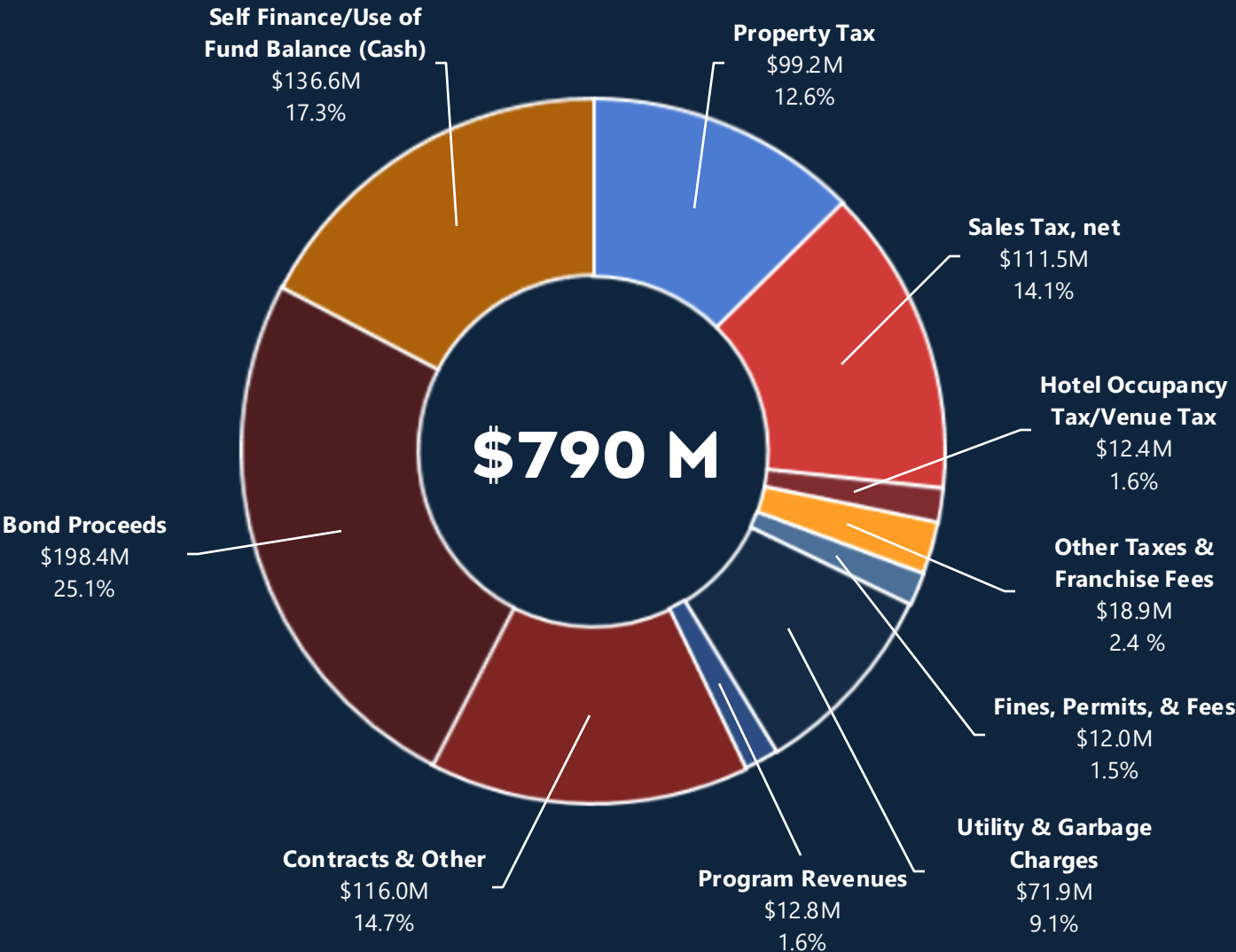


TAB C

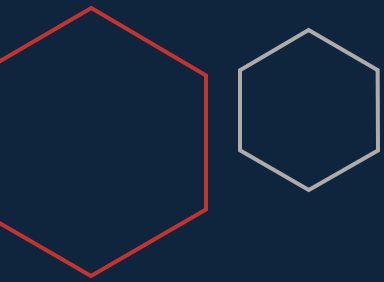
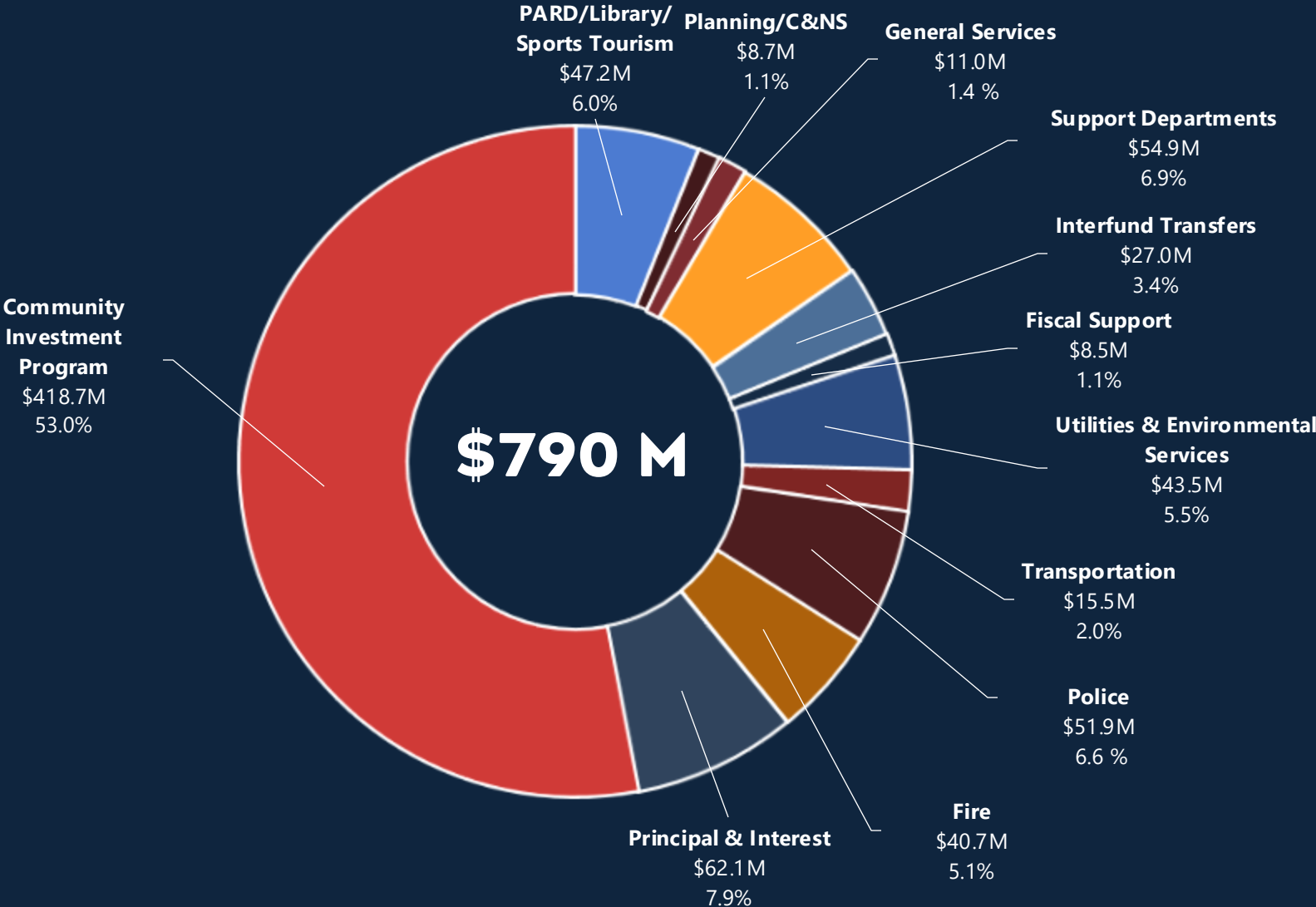
Budget Summaries



Summary by Source



Summary by Use





Personnel and Benefits

Compensation & Benefits Highlights

- **Health Insurance Cost = \$15.2 million**

No anticipated employee premium increase for FY 2026. Premium increases expected for FY 2026 will be covered by the Self-Insurance Fund.

- **Public Safety Steps and Market Adjustments = \$3.5 million**

- **General Government PFP Increases = \$2.7 million**

- **Texas Municipal Retirement System (TMRS)**

- Total City contribution for FY 2026 = \$19.4 million
- FY 2026 contribution rate – percent of salary, consistent with prior year = 17.52%
- Percent of pension liability funded = 84%

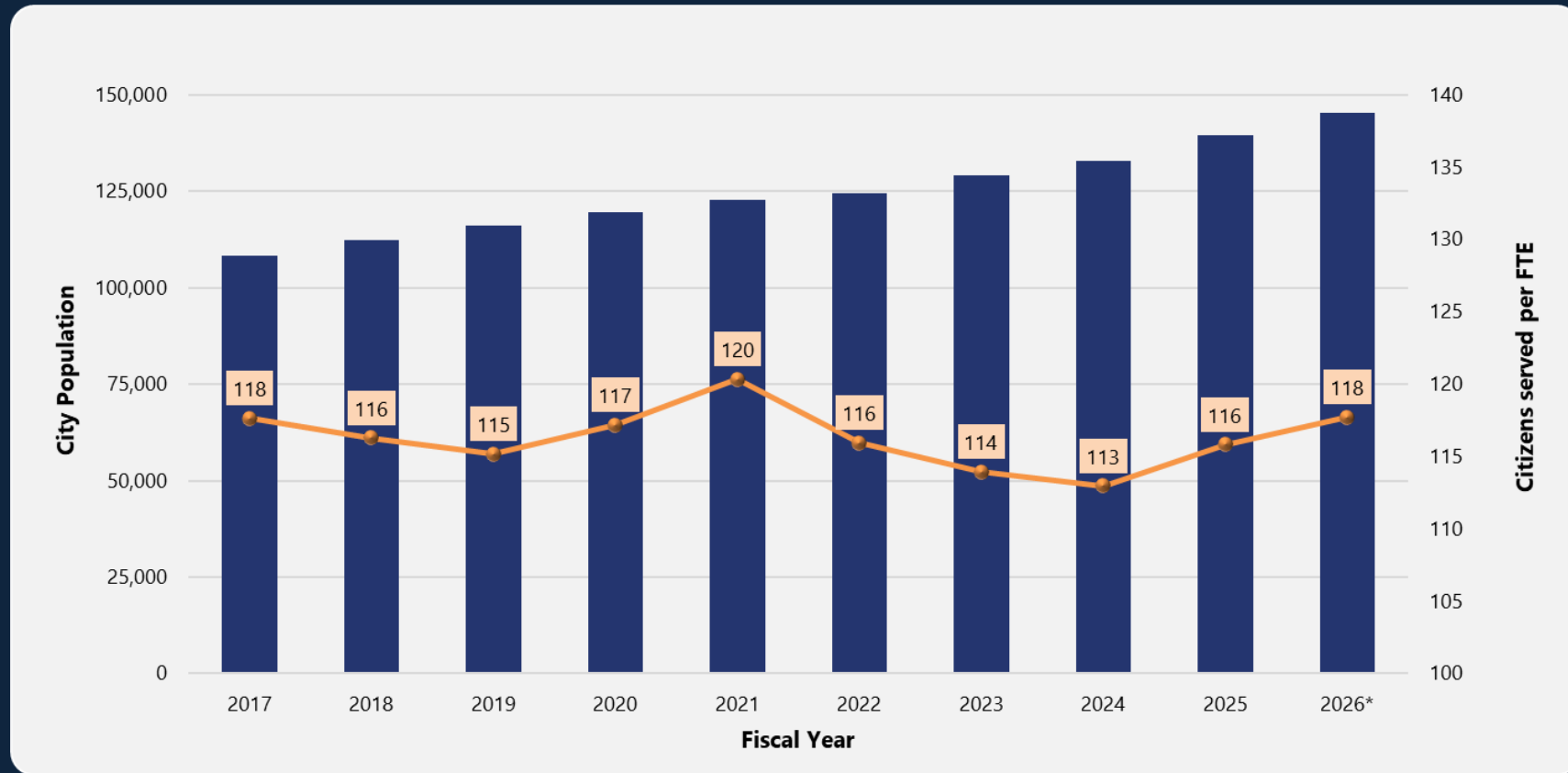
- **Other Post Employee Benefits (OPEB) Liability = \$19.7 million**

OPEB Reserve in Self-Insurance Fund = \$7,320,500

New Positions

FY 2025 FTES, as Amended	1,203.9
General Fund	
Fire	6.0
General Services	3.0
Parks and Recreation	2.0
Police	11.0
Transportation	1.0
General Fund Subtotal	23.0
HOT Fund	3.5
Sports Center	1.0
Utility Funds	2.0
Total New FTEs	29.5
Total Citywide FTES for FY 2026	1,233.4
% Change	2.5%

Citizens Served per Employee



A decorative graphic on the left side of the slide consists of a cluster of hexagons in various shades of blue, red, and white, arranged in a honeycomb-like pattern. Some hexagons are solid, while others are outlined in white or orange.

Financial Policies

Financial Policies – Compliance

Guiding principals

- Addresses City Council Strategic Goals & Direction ✓
- Long-term needs identified and addressed in 5-year plans ✓
- Ongoing revenues exceed ongoing expenditures ✓

Fund reserves and designations



Capital maintenance & replacement



Authorized Purchases

- Present to Council September 11, 2025
- Routine items
 - Over \$100,000 and under \$350,000
 - Included in proposed budget
- Must comply with proper procurement practices, bidding laws and City policies
- Must follow legal and CM approval process

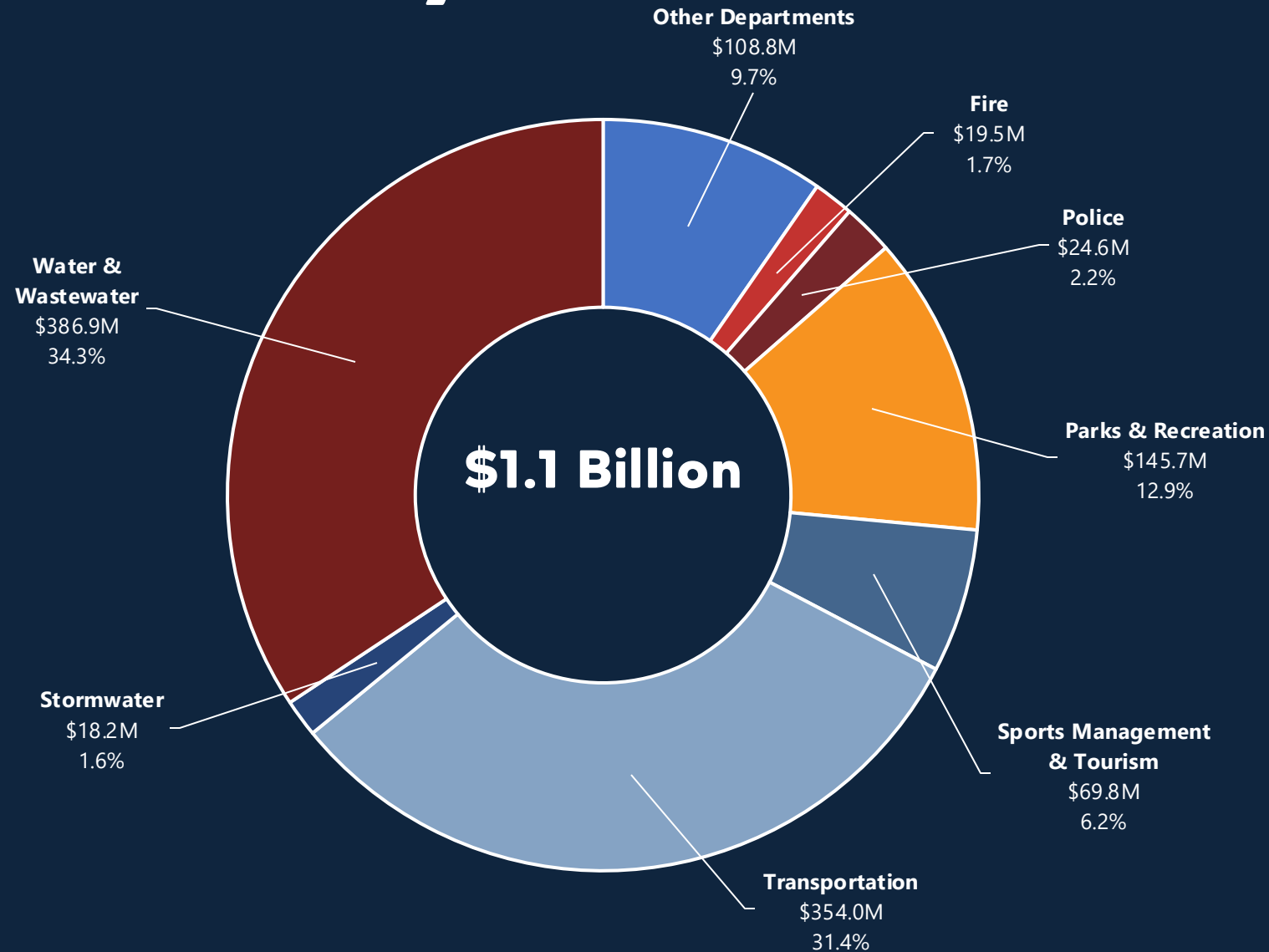


TAB F

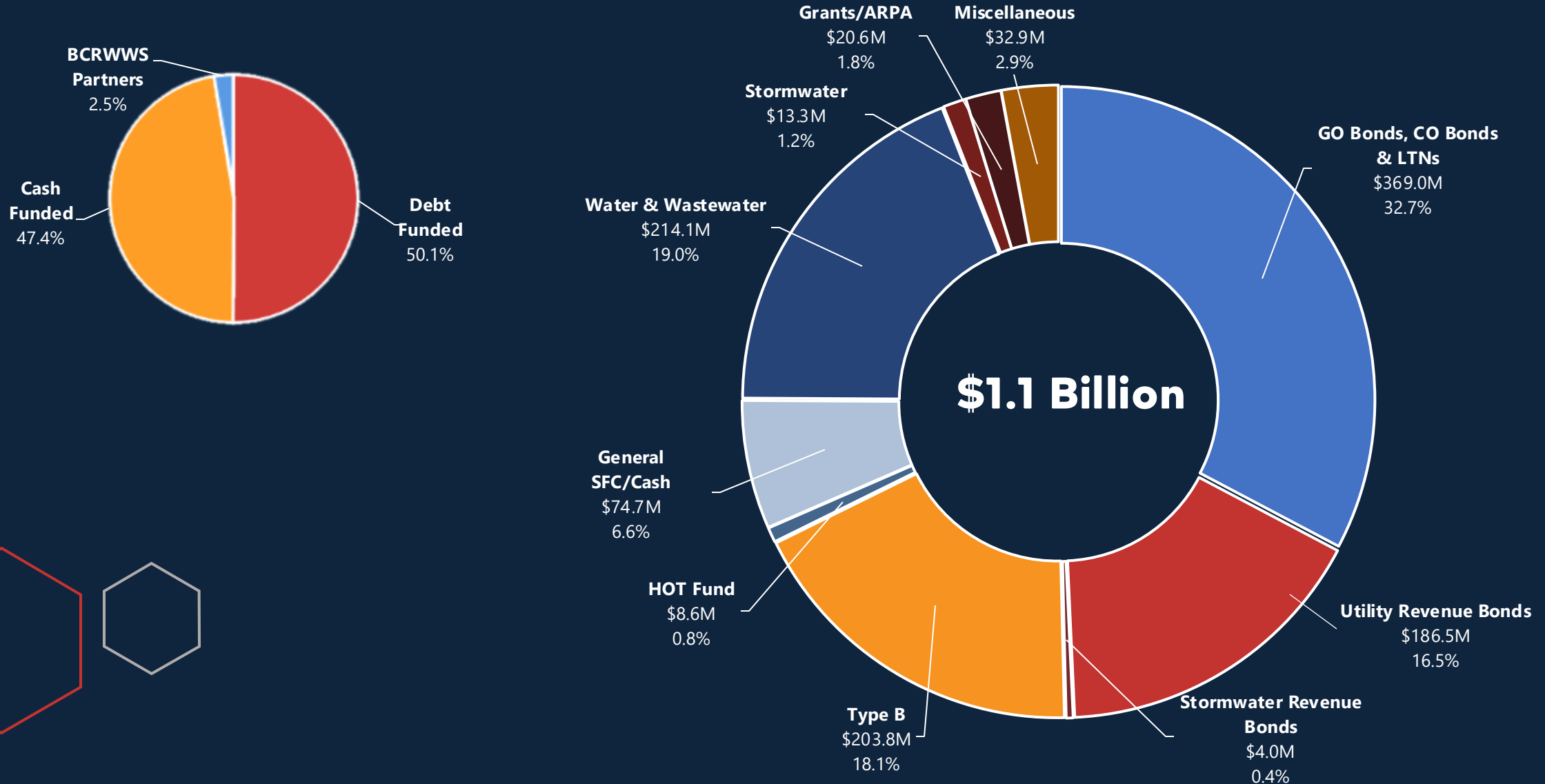
Community Investment Program



Five Year CIP by Use



Five Year CIP by Source



Major Projects

Downtown

- Flats Park
- Town Green

Parks & Recreation

- Clay Madsen Remodel/Expansion
- Heritage Trail East
- Lakeview Pavilion & Lake Area
- OSP Rec Center, Track & Fields
- OSP Tennis & Pickleball
- Parks System Infrastructure
- Play for All
- Rock'N River

Public Safety

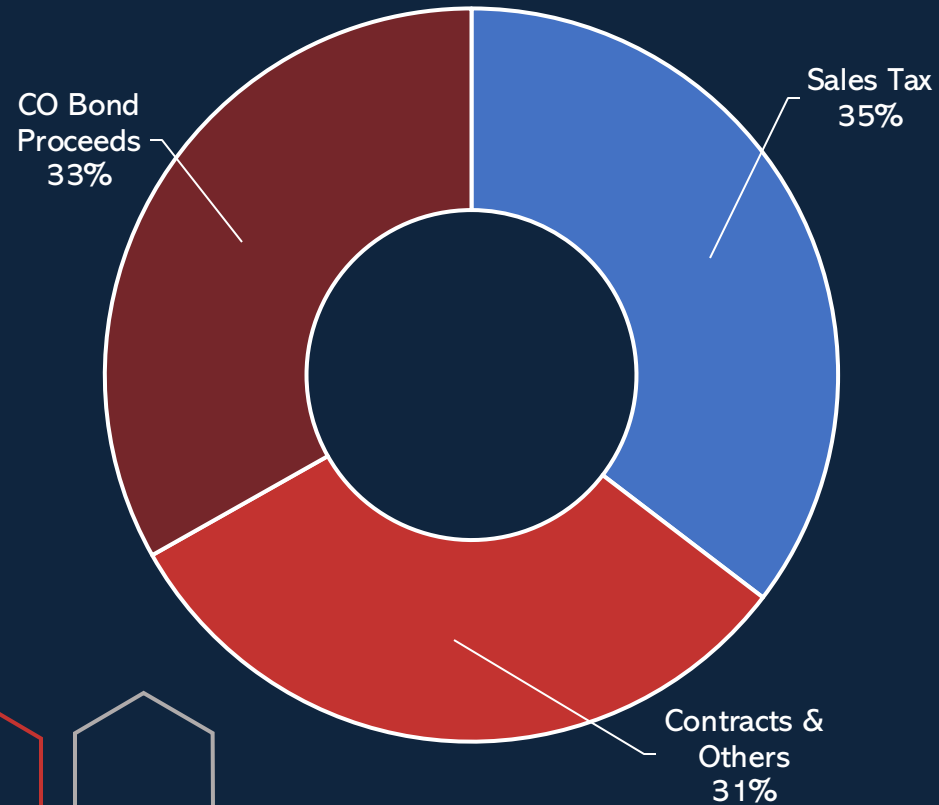
- Fire Station 10
- Fire Station 11
- Public Safety Training Center Phase 2

Transportation

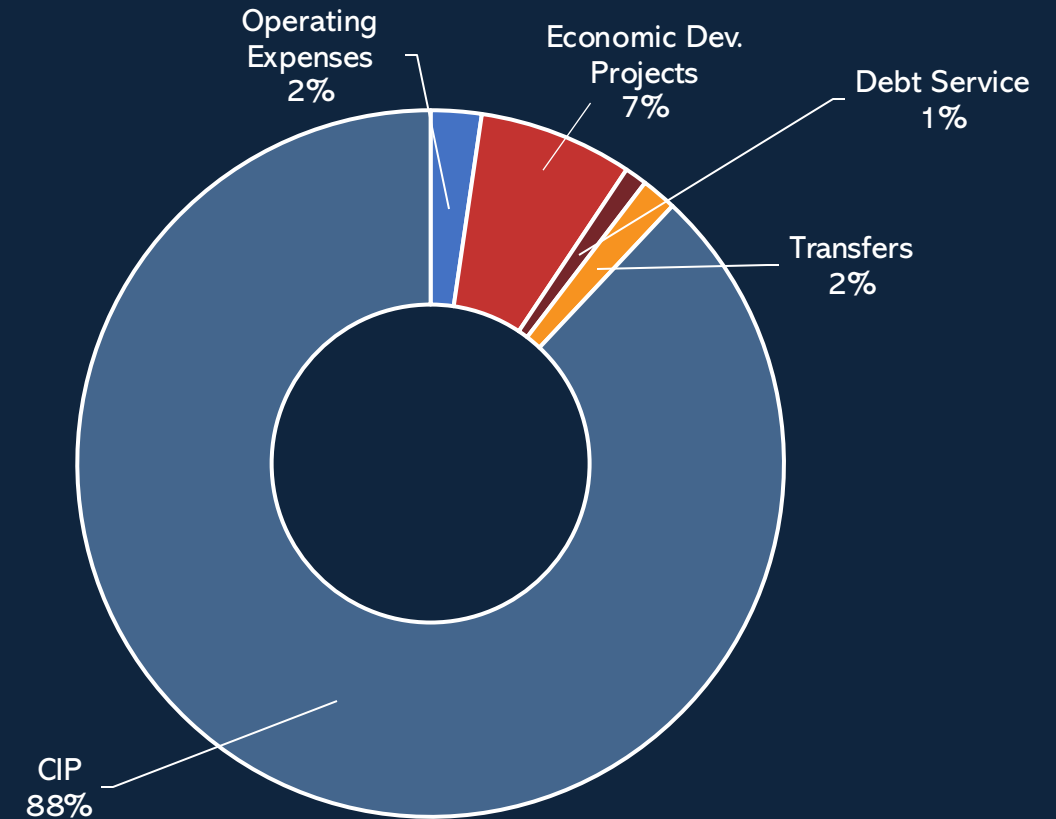
- CR 112 – AW Grimes to CR110
- Eagles Nest – Cypress to N Mays
- Gattis School Road – Segments 3, 6
- Greenlawn Blvd Improvements
- Harrell Parkway & APEX Fields
- Neighborhood Street Maintenance
- Old Settlers Blvd Expansion
- Red Bud Lane North
- Wyoming Springs Extension

RRTEDC (Type B)

Revenues = \$90.4 M



Expenses = \$179.5 M



Five Year Allocation Plan

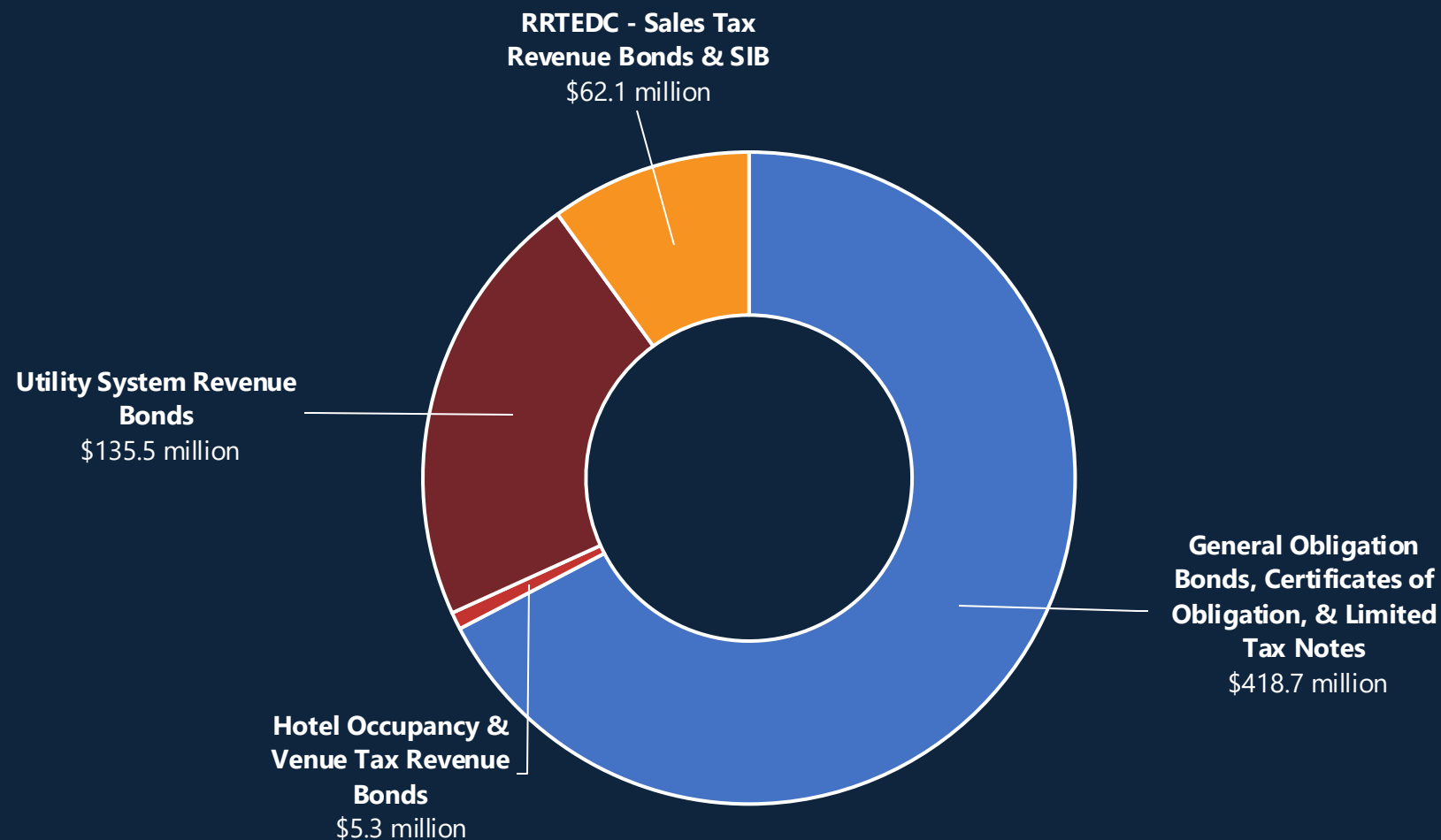
	Adopted FY 2025	Proposed FY 2026
Beginning Balance – October 1	\$ 153.7 M	\$ 140.1 M
5-Year Revenue Forecast		
Sales Tax	164.2 M	169.8 M
Transportation COs	112.0 M	95.0 M
Contributions & Other	57.2 M	38.7 M
Total 5-Year Funds Available	\$ 487.1 M	\$ 443.6 M
5-Year Transportation Projects	\$ 427.4 M	\$ 384.0 M
5-Year Economic Development Projects	59.0 M	34.4 M
5-Year Parks & Recreation Projects	-	10.5 M
Total 5-Year Expenditures	\$ 486.4 M	\$ 428.9 M
Net Available to be Allocated	\$ 0.6 M	\$ 14.7 M

TAB G

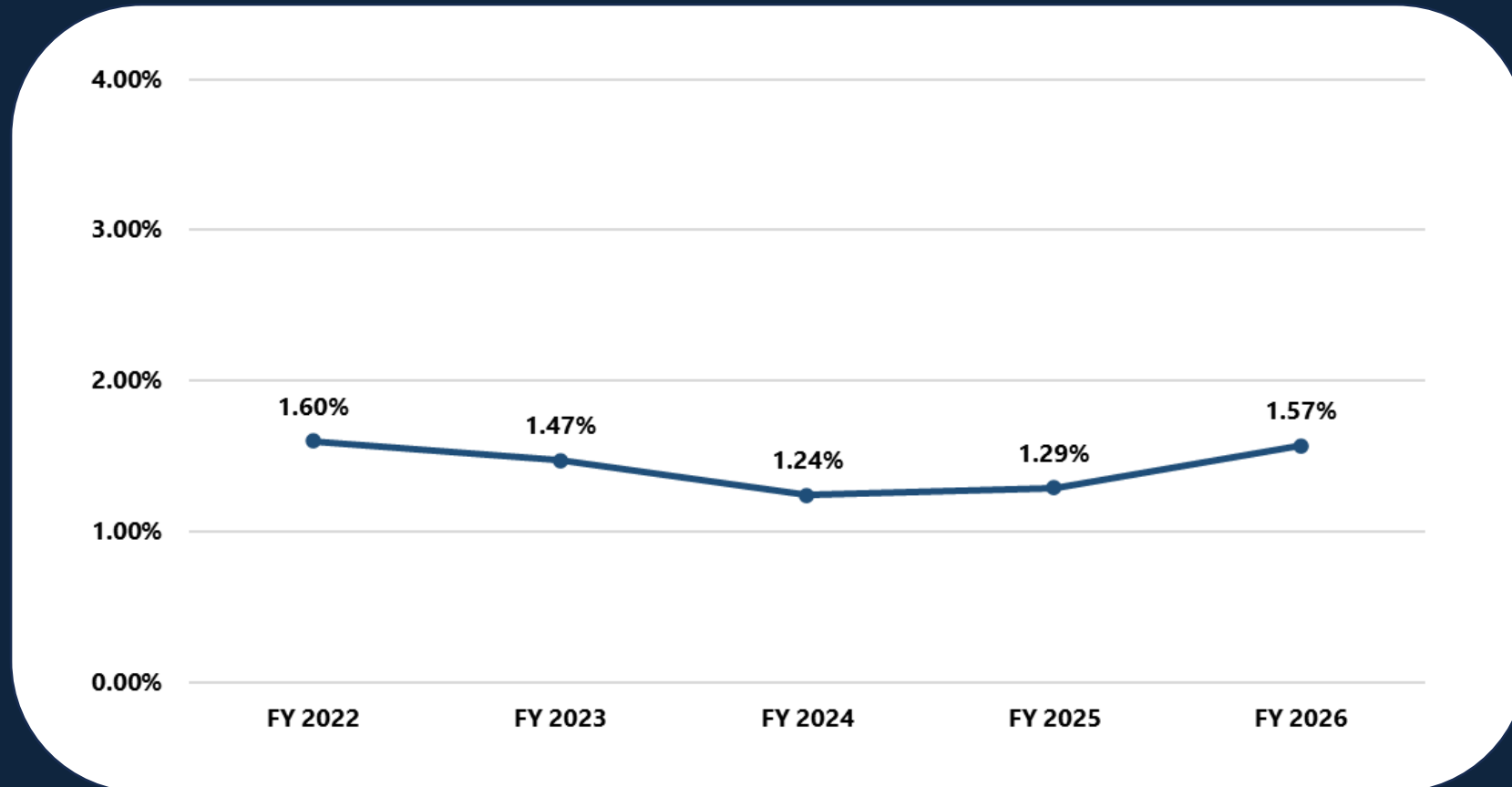
Debt



Outstanding Debt - \$621.6M



Outstanding Debt as a % of TAV



Planned Debt Issues – FY 2026

General Obligation
\$100M

Prop A: Parks, Rec &
Sports

Prop B: Public Safety

**Certificates of
Obligation**
\$93M

Bob Bennett Complex

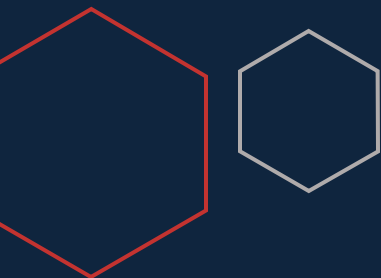
Public Safety & Parks
Projects

Roads – Driving
Progress Forward

**Utility Revenue
Bonds**
\$61M

BCRUA Phase 2A WTP
Expansion

Limited Tax Notes
\$5.3M



Five-Year Debt Plan

Type	Purpose	Actual	-----Planned-----					Total
		2025	2026	2027	2028	2029	2030	
General Obligation Debt Issuances								
GOs	Prop A - Parks, Rec & Sports (1)	\$ 90.0	\$ 78.0	\$ 10.0	\$ 15.0	\$ 27.0		\$ 220.0
GOs	Prop B - Public Safety		22.0	12.0				34.0
COs	Bob Bennett Complex (2)		25.0					25.0
COs	Additional for OSP & Public Safety		38.1	23.0				61.1
Ltd Tax Notes	Fleet Replacement	5.0	5.3	5.5	5.8	6.0	6.3	33.9
Subtotal Tax-Pledge Debt		\$ 95.0	\$ 168.4	\$ 50.5	\$ 20.8	\$ 33.0	\$ 6.3	\$ 374.0
Type B/COs								
COs/STRBs	Roads (3)	20.0	30.0	50.0	15.0			115.0
Utility Revenue Bonds & BCRUA								
TWDB Swift	BCRUA - Phase 1D & 2 (4)	31.5		17.2				48.7
TWDB or Mkt	BCRUA - Phase 2A (5)		61.1					61.1
TWDB or Mkt	BCRWWS - 10 MGD Exp. (6)				30.0	30.0	30.0	90.0
Stormwater	(7)					2.0	2.0	4.0
Citywide Debt Issuances		\$ 146.5	\$ 259.5	\$ 117.7	\$ 65.8	\$ 65.0	\$ 38.3	\$ 692.8

Bond Ratings

April 2025: Standard & Poor's affirmed AAA bond rating


- Participation in the Austin MSA, resulting in rapid economic growth
- Stable finances
- Healthy available reserves
- Conservative revenue and expenditure assumptions
- Long-term financial planning
- Extensive formal reserve, debt-, and investment-management policies
- Elevated debt profile with continued planned issuances to meet growth needs

Type	Rating
General Obligation	AAA
Utility	AAA
BCRUA	AAA
Type B	AA-
Hotel	A+

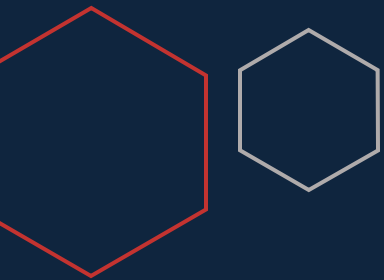
Debt Update



Forest Creek Golf Club
Last debt payment = FY 2025



Dell Diamond/Heritage Center
Last debt payment = FY 2025



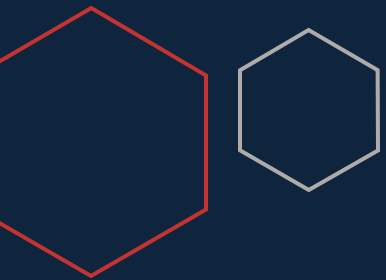
Conclusion



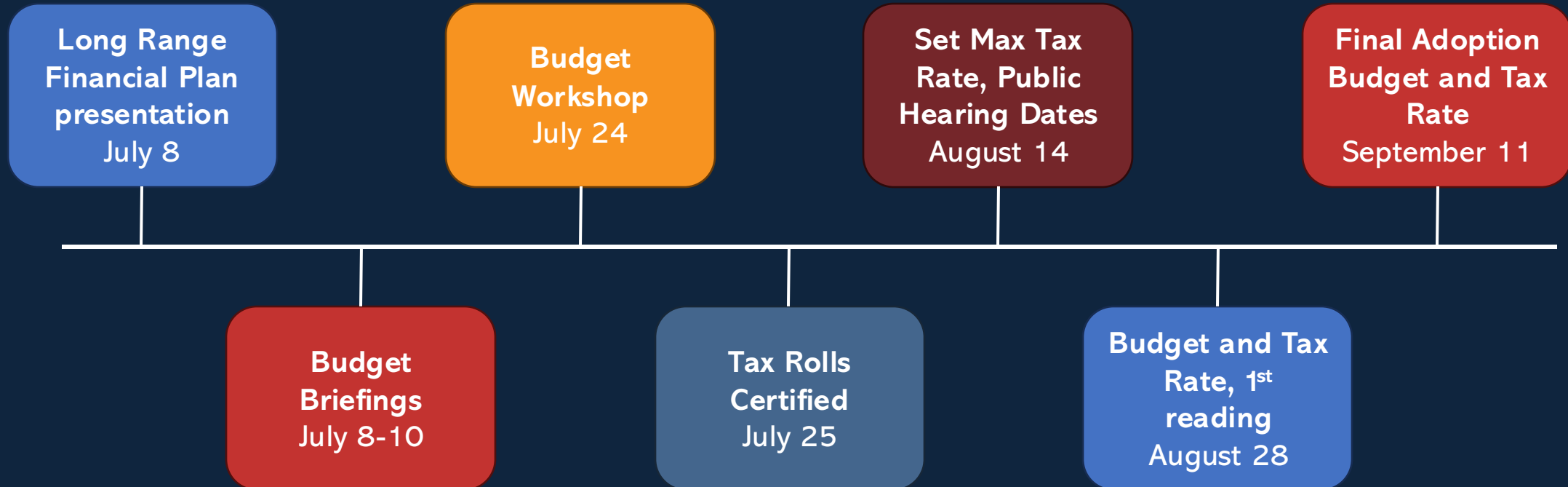
Budget Website

<http://www.roundrocktexas.gov/budget>

- FY 2026 Proposed Budget page launches tomorrow
- Transparency, all public documents and presentations
- Will be updated over the next few months



Next Steps





Questions?

A decorative graphic on the left side of the slide consists of a cluster of hexagons in various shades of blue, red, and white, arranged in a honeycomb-like pattern. Some hexagons are solid colors, while others are outlined in white or orange.

Legislative Update

Randy Cain

